



MARTOC  
REPORT  
FISCAL  
YEAR

2020



METROPOLITAN ATLANTA RAPID TRANSIT AUTHORITY

August 31, 2020

The Honorable Deborah Silcox  
Chair, Metropolitan Atlanta Rapid Transit Overview Committee  
614-A Coverdell Legislative Office Building  
Atlanta, GA 30334

Dear Chair Silcox:

MARTA is pleased to present our annual Report to the Metropolitan Atlanta Rapid Transit Overview Committee (MARTOC), prepared in accordance with the requirements established by Section 14A and 17G of the MARTA Act. This report contains information pertaining to the 2020 Fiscal Year, which covers the period from July 1, 2019 to June 30, 2020.

The COVID-19 pandemic has impacted every individual and every public and private organization, including MARTA. In March, we transitioned administrative staff to work from home and increased cleaning on our buses and trains. In April, we made several service adjustments, ultimately suspending 70 of our 110 bus routes so that we could provide more frequent service and allow for social distancing. In July, we began requiring masks to ride MARTA and deployed staff to distribute masks to our customers, and we have seen mask usage increase from about 35% to 90%.

Ridership on our rail service has been down steadily about 70% and on bus about 30% since mid-March. We ended FY20 with farebox revenue down 18% and sales tax revenue down 4.4% but were able to balance our budget for the 9<sup>th</sup> consecutive year thanks to the \$298 million we received from the Federal CARES Act. The recently adopted MARTA FY2020 budget, as with last year's, contains no fare increases for our customers. The FY2020 budget also continues our State of Good Repair Capital Program as planned as well as expansion in the City of Atlanta and Clayton County.

As required by the MARTA Act, verified copies of this report will be filed with MARTOC, the presiding officers of the State Senate and State House of Representatives, and the State Auditor, as well as the governing authorities of each county and the largest municipality in the area served by MARTA. The report will be properly advertised, will be available at MARTA's principal office for public inspection, and will be posted on the Authority's website.

As Chair of the Board and General Manager/Chief Executive Officer of MARTA, we verify the contents of this report to be as accurate and complete as reasonably possible and in compliance with our understanding of the requirements of the above-mentioned legislation. We have made every attempt to provide comprehensive information within this document. Should any additional information or clarification be required, please do not hesitate to contact us at 404-848-5352.

Sincerely,

  
Freda B. Hardage  
Chair, Board of Directors


  
Jeffrey A. Parker,  
General Manager/CEO

cc: Members, Metropolitan Atlanta Rapid Transit Overview Committee  
Governor, State of Georgia  
Lieutenant Governor, State of Georgia  
Speaker, Georgia House of Representatives  
Auditor, State of Georgia  
Mayor, City of Atlanta  
Members, Atlanta City Council  
Chair, Clayton County Board of Commissioners  
Members, Clayton County Board of Commissioners  
CEO, DeKalb County  
Members, DeKalb County Board of Commissioners  
Chair, Fulton County Board of Commissioners  
Members, Fulton County Board of Commissioners

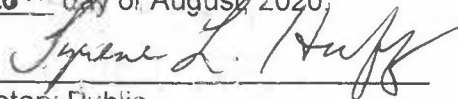
**REPORT VERIFICATION**

Personally appeared before me, the undersigned authority duly authorized to administer oaths, MS. FREDA B. HARDAGE, Chair, Board of Directors of the Metropolitan Atlanta Rapid Transit Authority, and JEFFREY A. PARKER, General Manager/Chief Executive Officer, each of whom on oath individually deposes and says that the information set forth in the foregoing attached statement submitted pursuant to the requirements of Section 14A and 17G of the MARTA Act, as amended, is true and correct to the best of their knowledge and belief.

As to **MS FREDA B. HARDAGE:**

  
Ms. Freda B. Hardage  
Chair, Board of Directors  
Metropolitan Atlanta Rapid Transit Authority


Sworn to and subscribed before me this  
26<sup>th</sup> day of August, 2020.

  
Notary Public

As to **JEFFREY A. PARKER:**

  
Jeffrey A. Parker,  
General Manager/CEO  
Metropolitan Atlanta Rapid Transit Authority

Sworn to and subscribed before me this  
26<sup>th</sup> day of August, 2020.

  
Notary Public



# **METROPOLITAN ATLANTA RAPID TRANSIT AUTHORITY**

## **FINANCIAL STATEMENTS**

### **OPERATING AND CAPITAL CONSOLIDATED FINANCIAL STATEMENT**

This report reflects a consolidated summary of the Statement of Operating Revenues and Expenses and the Statement of Capital Sources and Expenditures. This report is unaudited. Please see the following page for details on the referenced statements.

#### **STATEMENT OF OPERATING REVENUES AND EXPENSES**

This report includes all revenue and expenses that are considered operating items per the MARTA Act. This report does not include any year-end reclassifications or adjustments that are routine to any year-end close-out. In addition, this report does not include any possible recommended adjustments from the external auditors; it is unaudited. This report is not meant to serve as MARTA's official financial statements. MARTA financial statements are prepared in accordance to Generally Accepted Accounting Principles. The referenced financial statements will be audited by an independent accounting firm and will be available in hard copy by December 2020.

#### **STATEMENT OF CAPITAL SOURCES AND EXPENDITURES**

This report reflects all sources of funds available to cover capital expenditures for FY 2020. It also details all capital expenditures, bond debt and related bond costs covered under the sources of funds. This report does not include any year-end reclassifications or adjustments that are routine to any year-end close-out. In addition, this report does not include any possible recommended adjustments from the external auditors; it is unaudited. This report is not meant to serve as MARTA's official financial statements. MARTA financial statements are prepared in accordance to Generally Accepted Accounting Principles. The referenced financial statements will be audited by an independent accounting firm and will be available in hard copy by December 2020.

**Metropolitan Atlanta Rapid Transit Authority**  
**Operating and Capital Consolidated Financial Statement**  
**June 30, 2020**  
**( Unaudited)**

Operating Revenue	\$ 559,974,293
Capital Funding	600,831,131
<b>Total Operating Revenue and Capital Funding</b>	<b><u>\$ 1,160,805,424</u></b>
Operating Expenses	\$ 491,872,586
Capital Expenditures	473,162,222
<b>Total Operating Expenses and Capital Expenditures</b>	<b><u>\$ 965,034,808</u></b>

**Metropolitan Atlanta Rapid Transit Authority**  
**Statement of Operating Revenues and Expenses**  
**June 30, 2020**  
**(Unaudited)**

**Revenues:**

Operating Sales Tax	\$ 247,720,682
Passenger Revenue	100,300,326
Ad Valorem Tax	33,454,710
Station Parking	2,120,155
Lease Income	10,071,690
Federal Assistance	154,518,488
Other Operating Revenue	11,788,242

**Total Operating Revenues** \$ 559,974,293

**Expenses:**

Salaries	\$ 277,109,430
Benefits	119,428,833
Contractual Services	77,700,881
Materials & Supplies	40,510,705
Other Operating Expenses	14,919,927
Casualty & Liability	16,591,900
Other Non-Operating/ Misc	2,263,331
Inventory Adjustments	363,851
Expense Allocated to Capital Projects	(57,016,272)

**Total Operating Expenses** \$ 491,872,586

**Metropolitan Atlanta Rapid Transit Authority**  
**Statement of Capital Sources and Expenditures**  
**June 30, 2020**  
**(Unaudited)**

**Capital Sources:**

FY20 Beginning Capital Balance	\$ 44,848,743
Sales Tax	222,528,753
Financing Baseline Program	270,000,000
Investment & Other Income	2,150,603
Federal Capital Assistance	58,123,501
State Capital Grants	3,179,531

**Total Capital Sources**

\$ 600,831,131

**Capital Expenditures:**

Capital Programs	
Vehicles	78,281,532
Facilities & Stations	34,655,557
Maintenance of Way	37,579,283
Systems	139,709,419
Non-Asset	41,254,410

**Total Capital Programs**

\$ 331,480,200

Bond Debt and Other Bond Costs

\$ 141,682,022

**Total Expenditures**

\$ 473,162,222





**METROPOLITAN ATLANTA RAPID  
TRANSIT AUTHORITY  
PAYMENTS AND CONTRACTS \$20,000 OR  
MORE**

This report lists all entities receiving more than \$20,000 during FY 2020 and the total amounts paid to them during the year, with some exclusions. Entities receiving funds withheld from employees' salaries, such as pension trustees, the transit union and those entities receiving tax withholdings are excluded.

This report also lists all contracts greater than \$20,000 entered into by MARTA for the procurement of equipment, supplies or construction as well as professional services and consultant contracts.

**METROPOLITAN ATLANTA RAPID TRANSIT AUTHORITY**

**PAYMENTS AND CONTRACTS \$20,000 OR MORE**

**(FOR THE PERIOD OF JULY 1, 2019 THROUGH JUNE 30, 2020)**

<b>NAME</b>	<b>PURPOSE</b>	<b>CONTRACT #</b>	<b>AWARD DATE</b>	<b>TERM</b>	<b>AWARD AMOUNT</b>	<b>PAYMENTS MADE VIA SMALL PURCHASES, PO OR OTHER</b>	<b>CONTRACT VALUE PAID TO DATE</b>	<b>TOTAL PAID IN FY 20</b>
A CUSTOMER'S POINT OF VIEW, INC.	MARTA'S MYSTERY CUSTOMER PROGRAM	P41113	9/6/2018	1 Year w/ 4(1) Year Options	\$ 540,000		\$ 160,850	\$ 114,725
A&D ENVIRONMENTAL SERVICES (GA), LLC	REMOVAL OF CONTAMINATED TIMBERS AND CROSS TIES					\$ 33,020		\$ 33,020
AA ELECTRIC INC.	ELECTRICAL PARTS AND SUPPLIES					\$ 537,643		\$ 537,643
A-ACTION JANITORIAL SERVICE, INC.	FACILITY-WIDE JANITORIAL SERVICES	B37014	8/12/2016	2 Years w/ 3(1) year options	\$ 2,173,329		\$ 1,788,261	\$ 400,439
AC & DC POWER TECHNOLOGIES	LAKEWOOD STATION EMERGENCY PROCUREMENT						\$ 533,134	\$ 22,306
AC & DC POWER TECHNOLOGIES	BATTERY CHARGER FOR TRACTION POWER STATION					\$ 42,672		\$ 42,672
ACCESS SECURITY PARKING INTEGRATED SOLUTIONS, LLC	MAINTENANCE OF PARKING CONTROL EQUIPMENT	Q40433	3/1/2018	2 years	\$ 198,960		\$ 189,427	\$ 61,770
ACL SERVICES LTD	PROFESSIONAL SERVICES FOR AN INTERNAL AUDIT GRC AUTOMATION TOOL	L46790	4/22/2020	1 Year	\$ 77,000		\$ 77,000	\$ 77,000
ACTION TIRE COMPANY	PROCUREMENT OF NON-REVENUE VEHICLE TIRES	B40864	5/28/2019	3 Year w/ 2 (1) Year Options	\$ 580,748		\$ 129,669	\$ 46,513
ADA SOLUTIONS, INC.	TACTILE WARNING SYSTEMS					\$ 109,850		\$ 109,850
ADMAN PROMOTIONS, INC.	MASK, FACE, 3 PLY PLEATED PERSONAL PROTECTIVE FACIAL MASK, 50 PER BOX, LATEX FREE, CINTAS, 443430210					\$ 90,000		\$ 90,000
ADMAN PROMOTIONS, INC.	PROMOTION ITEMS FOR SENIORS AND DISABLED CUSTOMERS ACROSS ALL JURISDICTIONS					\$ 29,275		\$ 29,275
ADVANCED DISPOSAL SERVICES	REFUSE REMOVAL SERVICES	B38146	3/14/2017	3 Years w/ 2 (1) Year Options	\$ 1,337,885		\$ 626,869	\$ 206,159

**METROPOLITAN ATLANTA RAPID TRANSIT AUTHORITY**

**PAYMENTS AND CONTRACTS \$20,000 OR MORE**

**(FOR THE PERIOD OF JULY 1, 2019 THROUGH JUNE 30, 2020)**

<b>NAME</b>	<b>PURPOSE</b>	<b>CONTRACT #</b>	<b>AWARD DATE</b>	<b>TERM</b>	<b>AWARD AMOUNT</b>	<b>PAYMENTS MADE VIA SMALL PURCHASES, PO OR OTHER</b>	<b>CONTRACT VALUE PAID TO DATE</b>	<b>TOTAL PAID IN FY 20</b>
AECOM TECHNICAL SERVICES	MARTA'S PLANNING SUPPORT AND TECHNICAL SERVICES	P39820	1/10/2018	Three (3) Years w/2 - 1 Year Options	\$ 12,830,020		\$ 3,486,151	\$ 1,629,196
AED BRANDS, LLC	AUTOMATED EXTERNAL DEFIBRILLATORS	Q43610-A	4/2/2020	3 Years	\$ 199,987			
AFFORDABLE INTERIOR SYSTEMS	FURNITURE					\$ 20,045		\$ 20,045
ALLAN VIGIL FORD	PROCUREMENT OF NON-REVENUE VEHICLES	P43670	5/9/2019	180 Days	\$ 364,941		\$ 364,941	\$ 332,566
ALLIANCE BUS GROUP, INC.	MOBILITY VANS UTILIZING THE STATE OF GA CONTRACT	P39650	9/18/2017	5 Years	\$ 26,375,000		\$ 26,367,581	\$ 9,101,256
ALSTOM SIGNALING, INC.	TRAIN CONTROL AND SCADA SYSTEM UPGRADE	P15120	12/6/2010	5 Years w/ 2(5) Year Options	\$ 142,891,002		\$ 84,187,380	\$ 6,028,437
ALSTOM SIGNALING, INC.	TRAIN CONTROL AND SCADA SYSTEM UPGRADE RETENTION RELEASE	P15120				\$ 4,000,000		\$ 4,000,000
ALSTOM SIGNALING, INC.	BOARD, PRINTED-CIRCUIT, AUTOMATIC TRAIN CONTROL GENERATION 4 TRACK CIRCUIT MODULE, SIGNALING					\$ 92,502		\$ 92,502
ALSTOM SIGNALING, INC.	INSURANCE CONTINGENCY ITEMS PER TIM ELSBERRY					\$ 52,990		\$ 52,990
ALSTOM SIGNALING, INC.	RENEWAL -TRANSPORTATION MANAGEMENT SYSTEM SOFTWARE					\$ 72,400		\$ 72,400
ALSTOM SIGNALING, INC.	FINGER, CONTACT, SWITCH MACHINE, 5E, OEM ONLY					\$ 229,818		\$ 229,818
AMBER ELIZABETH DIONNE DRAYTON	SETTLEMENT PAYMENT					\$ 76,564		\$ 76,564
AMERICAN CARWASH	CLEANER, EXTEROR RAIL CAR WASH FOR USE IN RAIL CAR FACILITIES					\$ 30,688		\$ 30,688

**METROPOLITAN ATLANTA RAPID TRANSIT AUTHORITY**

**PAYMENTS AND CONTRACTS \$20,000 OR MORE**

**(FOR THE PERIOD OF JULY 1, 2019 THROUGH JUNE 30, 2020)**

<b>NAME</b>	<b>PURPOSE</b>	<b>CONTRACT #</b>	<b>AWARD DATE</b>	<b>TERM</b>	<b>AWARD AMOUNT</b>	<b>PAYMENTS MADE VIA SMALL PURCHASES, PO OR OTHER</b>	<b>CONTRACT VALUE PAID TO DATE</b>	<b>TOTAL PAID IN FY 20</b>
AMERICAN EQUITY INVESTMENT LIFE INSURANCE COMPANY	2019 & 2020 ANNUAL ANNUITY AMOUNT					\$ 30,000		\$ 30,000
AMERICAN PUBLIC TRANSPORTATION	MEMBERSHIP DUES 7/1/19 - 6/30/20					\$ 87,250		\$ 87,250
AMERICAN PUBLIC TRANSPORTATION	MEMBERSHIP DUES 7/1/2020 - 6/30/21					\$ 92,500		\$ 92,500
AMERICAN TOWERS, INC.	LEASE OF RADIO TOWER AT ALPHARETTA #26001	L40123	10/26/2017	60 Months w/ 3 (5) Year Options	\$ 269,129		\$ 119,163	\$ 44,560
AMERICAN TOWERS, INC.	LEASE AGREEMENT FOR RADIO ANTENNA SITE - UNION CITY SITE 155/ #26047	L40123	11/2/2017	60 Months w/ 3 (5) Year Options	\$ 269,129		\$ 191,801	\$ 77,939
AMPERSAND MEDIA, LLC	ART IN TRANSIT PROJECTS BRANDING	L44371	6/21/2019	Nine (9) months	\$ 55,000		\$ 48,000	\$ 48,000
ANGELA MCCRAY	LEGAL SETTLEMENT					\$ 100,000		\$ 100,000
ANOINTED PROFESSIONAL ENTERPRISES, INC.	PROCUREMENT OF TARGETED CLEANING SERVICES	P46835	6/8/2020	1 Year	\$ 198,280		\$ 9,350	\$ 9,350
APCO GRAPHICS, INC.	FIBERGLASS CASES FOR MARTA SIGN SHOP	Q43069	1/25/2019	1 Year	\$ 199,785		\$ 199,875	\$ 31,085
APOLLO VIDEO TECHNOLOGY	VEHICLE SECURITY CAMERA SYSTEM	P23113	3/5/2012	72 Months from SNTP	\$ 18,860,451		\$ 17,454,757	\$ 1,024,153
APOLLO VIDEO TECHNOLOGY	RETENTION RELEASE	P23113				\$ 1,000,000		\$ 1,000,000
APOLLO VIDEO TECHNOLOGY	VEHICLE SECURITY CAMERA SYSTEM, REMOTE SUPPORT MANAGEMENT SOFTWARE, POWER CABLE, EVENT SWITCH					\$ 120,691		\$ 120,691
APPALACHIAN ACCIDENT INJURY LAWYERS LLC	LEGAL SETTLEMENT					\$ 50,000		\$ 50,000

**METROPOLITAN ATLANTA RAPID TRANSIT AUTHORITY**

**PAYMENTS AND CONTRACTS \$20,000 OR MORE**

**(FOR THE PERIOD OF JULY 1, 2019 THROUGH JUNE 30, 2020)**

<b>NAME</b>	<b>PURPOSE</b>	<b>CONTRACT #</b>	<b>AWARD DATE</b>	<b>TERM</b>	<b>AWARD AMOUNT</b>	<b>PAYMENTS MADE VIA SMALL PURCHASES, PO OR OTHER</b>	<b>CONTRACT VALUE PAID TO DATE</b>	<b>TOTAL PAID IN FY 20</b>
APPAREL MANUFACTURING	90347 CORONA VIRUS CHARGES STYLE 2001 DISPOSABLE FACE MASK MEDICAL STANDARD					\$ 346,595		\$ 346,595
ARCHER WESTERN CONSTRUCTION, LLC	TUNNEL VENTILATION SYSTEM REHABILITATION AND RENEWAL	P28659	6/15/2015	5 Years	\$ 165,000,000		\$ 64,244,287	\$ 38,713,290
ARINC, INC.	RENEWAL OF SOFTWARE SUPPORT FOR THE SUPERVISORY CONTROL & DATA ACQUISITION SOFTWARE (SCADA) -UNIX BASED CONTROL SYSTEM					\$ 105,547		\$ 105,547
ASCENTTRA, INC.	THREAT AND VULNERABILITY ASSESSMENT	P35742	7/11/2015	5 years and 3 months	\$ 4,393,844		\$ 3,981,906	\$ 527,177
ASHENDEN & ASSOCIATES, P.C.	LEGAL SETTLEMENT					\$ 600,000		\$ 600,000
ASK REPLY, INC.	PROFESSIONAL SERVICES FOR B2GNOW SOFTWARE MAINTENANCE AND SUPPORT	L45246	11/26/2019	3 Years	\$ 193,245		\$ 64,415	\$ 64,415
ASK-INNTAG, LLC	MARTA'S CONTACTLESS SMART CARD FARE MEDIA (EXTENDED USE)	B32538	10/19/2015	2 Years w/ 3(1) Year Options	\$ 6,033,000		\$ 5,399,380	\$ 770,000
ASTRA GROUP, INC.	PERRY BUS FACILITY SECURITY ACCESS & SITE LIGHTING UPGRADES	B31448	6/6/2017	545 Days	\$ 2,398,888		\$ 1,729,193	\$ 241,626
AT&T	VOICE AND DATA TELECOMMUNICATION SERVICES	P23464	3/2/2012	7 Years	\$ 8,778,583		\$ 987,077	\$ 987,077
AT&T	DATA TELECOMMUNICATION SERVICES	P38056	1/5/2018	3 Years w/ 2(1) Year Options	\$ 2,968,215		\$ 557,679	\$ 131,471
AT&T	DIVERSE FIBER ROUTING FOR NETWORK INFRASTRUCTURE	P40186	12/7/2018	5 Years	\$ 4,339,000		\$ 907,546	\$ 907,546
AT&T MOBILITY	STATE OF GEORGIA AUTHORITY WIDE WIRELESS COMMUNICATION DEVICES & SERVICES	P43091	1/22/2019	2 year option	\$ 698,664		\$ 259,314	\$ 188,364

**METROPOLITAN ATLANTA RAPID TRANSIT AUTHORITY**

**PAYMENTS AND CONTRACTS \$20,000 OR MORE**

**(FOR THE PERIOD OF JULY 1, 2019 THROUGH JUNE 30, 2020)**

<b>NAME</b>	<b>PURPOSE</b>	<b>CONTRACT #</b>	<b>AWARD DATE</b>	<b>TERM</b>	<b>AWARD AMOUNT</b>	<b>PAYMENTS MADE VIA SMALL PURCHASES, PO OR OTHER</b>	<b>CONTRACT VALUE PAID TO DATE</b>	<b>TOTAL PAID IN FY 20</b>
AT&T MOBILITY	FIRSTNET /AT&T SMARTPHONE PLANE FOR MARTA POLICE					\$ 27,741		\$ 27,741
ATHENS PAPER	PRINTING PAPER FOR AUTHORITY-WIDE USE	B41368	6/7/2018	2 Years w/ 1(1) Year Option	\$ 264,304		\$ 175,320	\$ 116,520
ATLANTA JOURNAL CONSTITUTION	ADVERTISING SERVICES					\$ 43,999		\$ 43,999
ATLANTA QUALITY CONSULTING, LLC	PROFESSIONAL SERVICES FOR INTERNAL AUDIT OF ISO 9001:2015	L42008	6/26/2018	2 Years 4 Months	\$ 42,660		\$ 27,800	\$ 20,700
AUDIO VISUAL INNOVATIONS, INC.	OVD RECONFIGURATION AND REDUNDANCY IOC	P43009	3/1/2019	1 Year	\$ 135,781		\$ 152,797	\$ 152,797
AUTACO DEVELOPMENT, LLC	BUS STOP AMENITIES	P43079	6/18/2019	5 Years	\$ 15,639,200		\$ 1,153,945	\$ 1,041,285
AVS CONSULTING, LLC dba STONE, MCELROY & ASSOCIATES	PSYCHOLOGICAL ASSESSMENT PROGRAM	L45708	4/8/2020	3 Years	\$ 179,550			
B & C TRANSIT, INC.	ADVERTISING SERVICES					\$ 60,000		\$ 60,000
BANK OF AMERICA	FIRSTNET /AT&T SMARTPHONE PLANE FOR MARTA POLICE					\$ 2,199,436		\$ 2,199,436
BAUM & ASSOCIATES, P.C.	LEGAL SETTLEMENT					\$ 250,000		\$ 250,000
BBM RAILWAY EQUIPMENT	PROCUREMENT OF JACK SCREW	P44891	12/31/2019	1 year	\$ 143,607		\$ 143,607	\$ 143,607
BEATTY CONSTRUCTION COMPANY	POLICE COMMUNICATION CENTER PRIVACY WALL	Q16576		6 Months	\$ 135,353		\$ 61,862	\$ 61,862
BEATTY CONSTRUCTION COMPANY	WINDSCREENS FABRICATION AND INSTALLATION FOR PLATFORM AT OAKLAND CITY STATION	Q16214		3 Years plus Nine (9) Months	\$ 126,650		\$ 126,650	\$ 126,650

**METROPOLITAN ATLANTA RAPID TRANSIT AUTHORITY**

**PAYMENTS AND CONTRACTS \$20,000 OR MORE**

**(FOR THE PERIOD OF JULY 1, 2019 THROUGH JUNE 30, 2020)**

<b>NAME</b>	<b>PURPOSE</b>	<b>CONTRACT #</b>	<b>AWARD DATE</b>	<b>TERM</b>	<b>AWARD AMOUNT</b>	<b>PAYMENTS MADE VIA SMALL PURCHASES, PO OR OTHER</b>	<b>CONTRACT VALUE PAID TO DATE</b>	<b>TOTAL PAID IN FY 20</b>
BENTLEY SYSTEMS, INC.	LICENSES, SUPPORT & MAINTENANCE					\$ 69,000		\$ 69,000
BERKELEY RESEARCH GROUP, LLC	CLAIMS ANALYSIS	L46709	4/22/2020	2 Years	\$ 400,000		\$ 267,665	\$ 267,665
BHA CONSULTING, LLC	PROFESSIONAL ACTUARIAL CONSULTING SERVICES					\$ 21,078		\$ 21,078
BLOOMBERG, L.P.	BLOOMBERG SUBSCRIPTION				\$ 68,084		\$ 45,045	\$ 12,945
BOMBARDIER TRANS.	BOMBARDIER PROPULSION FRICTION BRAKE PRINTED CIRCUIT BOARDS PCB'S	P39907	11/2/2017	2 Years	\$ 3,744,110		\$ 3,730,125	\$ 537,491
BOMBARDIER TRANS.	KIT, DISCONNECT-BOX, CQ310/311/312, L-CARE, TRUCK, CAR-BODY PORTION					\$ 24,564		\$ 24,564
BOMBARDIER TRANS.	KIT, DISCONNECT-BOX, CQ310/311/312, L-CARE, TRUCK, CAR-BODY PORTION					\$ 48,240		\$ 48,240
BOMBARDIER TRANS.	BUSHING, HANGER, CQ312, L-CARE, GEAR UNIT					\$ 67,721		\$ 67,721
BOMBARDIER TRANS.	KIT, REBUILD, L-CARE, ALTERNATING CURRENT TRACTION MOTOR,					\$ 83,740		\$ 83,740
BOMBARDIER TRANS.	MOTOR, BLOWER, CQ312, L-CARE, PROPULSION, OEM ONLY					\$ 53,652		\$ 63,652
BOMBARDIER TRANS.	MOTOR, BLOWER, CQ312, L-CARE, PROPULSION, OEM ONLY					\$ 44,710		\$ 44,710
BOMBARDIER TRANS.	BOMBARDIER PROPULSION FRICTION BRAKE PRINTED CIRCUIT BOARDS PCB'S					\$ 77,954		\$ 77,954
BOMBARDIER TRANS.	MOTOR, BLOWER, CQ312, L-CARE, PROPULSION, OEM ONLY					\$ 219,846		\$ 219,846



**METROPOLITAN ATLANTA RAPID TRANSIT AUTHORITY**

**PAYMENTS AND CONTRACTS \$20,000 OR MORE**

**(FOR THE PERIOD OF JULY 1, 2019 THROUGH JUNE 30, 2020)**

<b>NAME</b>	<b>PURPOSE</b>	<b>CONTRACT #</b>	<b>AWARD DATE</b>	<b>TERM</b>	<b>AWARD AMOUNT</b>	<b>PAYMENTS MADE VIA SMALL PURCHASES, PO OR OTHER</b>	<b>CONTRACT VALUE PAID TO DATE</b>	<b>TOTAL PAID IN FY 20</b>
BOMBARDIER TRANS.	BRACKET, MOTOR-MOUNT, CQ311/312, L-CARE, LOWER, TRUCK, BOMBARDIER, 1C44407G02					\$ 46,410		\$ 46,410
BOMBARDIER TRANS.	KIT, DISCONNECT-BOX, CQ310/311/312, L-CARE, TRUCK, CAR-BODY PORTION					\$ 24,120		\$ 24,120
BOMBARDIER TRANS.	BOX, DISCONNECT, RAIL CAR, TRUCK, CABLES, OEM ONLY					\$ 43,700		\$ 43,700
BOMBARDIER TRANS.	KIT, DISCONNECT-BOX, CQ310/311/312, TRUCK, TRUCK PORTION					\$ 38,150		\$ 38,150
BOMBARDIER TRANS.	BAR, BUSS, CQ312, UNDER CAR, PROPULSION					\$ 26,796		\$ 26,796
BOMBARDIER TRANS.	BOX, DISCONNECT, RAIL CAR, TRUCK, CABLES, OEM ONLY					\$ 21,850		\$ 21,850
BOMBARDIER TRANS.	CONTROLLER, INVERTER, CQ310/311/312, MICROCONTROLLER, U22, LOGIC CRADLE, INVERTER CONTROLLER					\$ 53,300		\$ 53,300
BOMBARDIER TRANSPORTATION N.A.	WAYSIDE WORKER PROTECTION TRACKSAFE PHASE II	P36027	11/17/2015	3 Years	\$ 3,653,486		\$ 3,592,338	\$ 79,255
BRADKEN	REPAIR RAIL PARTS					\$ 70,477		\$ 70,477
BRIDGESTONE AMERICAS TIRE OPERATIONS, LLC	PROCUREMENT OF BUS TIRE LEASE AND SERVICES	B36296	2/9/2016	3 Years w/ 2(1) Year Options	\$ 10,994,676		\$ 8,280,395	\$ 2,369,969
BRISTOL FACILITIES COMPANY, INC.	TARGETED CLEANING SERVICES	P46829	6/18/2020	1 Year	\$ 197,791		\$ 21,143	\$ 21,143
BROWN & BROWN OF FLORIDA, INC	AUTO INSURANCE FOR GRESHAM TRANSPORTATION	P43706	12/31/2019	1 Year	\$ 1,500,033		\$ 1,374,089	\$ 1,374,089
BROWN ELECTRICAL SERVICES, LLC	ELECTRICAL INSTALLATION AND REPAIR SERVICES FOR THE MARTA HEADQUARTERS COMPLEX	Q41944	11/1/2018	2 Year Base w/ 2 Year Option	\$ 126,000		\$ 55,436	\$ 42,278

**METROPOLITAN ATLANTA RAPID TRANSIT AUTHORITY**

**PAYMENTS AND CONTRACTS \$20,000 OR MORE**

**(FOR THE PERIOD OF JULY 1, 2019 THROUGH JUNE 30, 2020)**

<b>NAME</b>	<b>PURPOSE</b>	<b>CONTRACT #</b>	<b>AWARD DATE</b>	<b>TERM</b>	<b>AWARD AMOUNT</b>	<b>PAYMENTS MADE VIA SMALL PURCHASES, PO OR OTHER</b>	<b>CONTRACT VALUE PAID TO DATE</b>	<b>TOTAL PAID IN FY 20</b>
BRUCE R. MILLAR, P.C.	LEGAL SETTLEMENT					\$ 25,000		\$ 25,000
BUSINESS INTELLIGENCE INTERNATIONAL, CORP DBA ALIGNALYTICS	TECHNOLOGY SERVICES AND PRESCRIPTIVE MAINTENANCE	P42901	7/29/2019	1 year	\$ 70,000		\$ 70,000	\$ 70,000
C3M POWER SYSTEMS LLC	EMERGENCY ON-CALL REPAIRS AND MAINTENANCE FOR ATLANTA STREETCAR OVERHEAD CONTACT SYSTEM AND TRACTION POWER SUBSTATIONS	FC-8807	11/16/2016	1 Year w/ 3(1) Year Options	\$ 2,003,088		\$ 1,828,910	\$ 728,278
CABLE-TEC	RAIL CAR - CQ312, INTERIOR, PARKING BRAKE RELEASE					\$ 20,838		\$ 20,838
CADUCEUS OCCUPATIONAL MEDICINE	OCCUPATIONAL MEDICAL SERVICES PROGRAM	P38752-A	2/10/2018	3 Years w/ 2(1) Options	\$ 1,751,125		\$ 621,129	\$ 312,162
CAMBRE & ASSOCIATES LLC	LEGAL SETTLEMENT					\$ 24,850		\$ 24,850
CANON FINANCIAL SERVICES, INC.	MULTI-FUNCTIONAL PRINTERS (MFPS) LEASE AND MAINTENANCE SERVICES	P33231	12/22/2016	3 Years w/ 2(1) Options	\$ 1,804,949		\$ 1,335,591	\$ 282,595
CARAHSOFT TECHNOLOGY CORP	ENTERPRISE PREMIER & DOCUSIGN SIGNATURE					\$ 40,722		\$ 40,722
CARLTON-BATES COMPANY	RAIL CAR PARTS					\$ 49,859		\$ 49,859
CARRIER RENTAL SYSTEMS, INC.	6 KWIKOOL COOLERS AND COMPONENTS AND 10-TON PORTABLE AIR CONDITIONER					\$ 26,024		\$ 26,024
CARTER & ASSOCIATES, LLC	LEASE AGREEMENT FOR BELLSOUTH FACILITY AT LINDBERGH CITY CENTER	L41363	10/23/2000	32 Years	\$ 1,145,844		\$ 464,450	\$ 40,923
CDW GOVERNMENT, INC.	COMPUTER EQUIPMENT, SWITCHES, MOUNTS, AND TRANSCEIVERS					\$ 199,844		\$ 199,844

**METROPOLITAN ATLANTA RAPID TRANSIT AUTHORITY**

**PAYMENTS AND CONTRACTS \$20,000 OR MORE**

**(FOR THE PERIOD OF JULY 1, 2019 THROUGH JUNE 30, 2020)**

<b>NAME</b>	<b>PURPOSE</b>	<b>CONTRACT #</b>	<b>AWARD DATE</b>	<b>TERM</b>	<b>AWARD AMOUNT</b>	<b>PAYMENTS MADE VIA SMALL PURCHASES, PO OR OTHER</b>	<b>CONTRACT VALUE PAID TO DATE</b>	<b>TOTAL PAID IN FY 20</b>
CDW GOVERNMENT, INC.	ONE BROCADE TRANSCEIVER AND 6 LICENSE PALO PREMIUM SUPPORT 3 YEARS					\$ 34,820		\$ 34,820
CENTER FOR INTERNET SECURITY	AUTHORITY-WIDE NETWORK SECURITY MONITORING AND ANALYSIS SERVICES	L39272	3/6/2017	4 Years	\$ 122,700		\$ 96,706	\$ 32,500
CENTRAL PERIMETER COMMUNITY IMPROVEMENT DISTRICTS	HAMMOND DRIVE DUNWOODY STATION PEDESTRIAN ACCESS IMPROVEMENT SUBGRANT AGREEMENT	P38805	5/3/2019	25 Months	\$ 320,000		\$ 250,971	\$ 250,971
CHEROKEE TRUCK EQUIPMENT	SPRAY SYSTEM 535 GALLON TANK, SPRAY BAR, HONDA GAS ENGINE WITH ELECTRIC START, SKID MOUNT, 50' HOSE REEL.					\$ 21,764		\$ 21,764
CINTAS CORPORATION	PROCUREMENT OF AUTHORITY-WIDE UNIFORMS FOR MARTA'S WORKFORCE	B36732A	5/23/2018	2 Years w/ 3(1) Year Option	\$ 2,645,743		\$ 1,751,209	\$ 913,159
CINTAS CORPORATION	PREVENTIVE MAINTENANCE & REPAIR SERVICES FOR BUS FIRE SUPPRESSION & GAS DETECTION SYSTEMS	B41132A	11/12/2018	3 Years w/ 1(1) Year Option	\$ 1,867,876		\$ 996,396	\$ 609,136
CINTAS CORPORATION	MASK, FACE, 3 PLY PLEATED PERSONAL PROTECTIVE FACIAL MASK, 50 PER BOX, LATEX FREE					\$ 294,945		\$ 294,945
CINTAS FIRE PROTECTION	COMPRESSED NATURAL GAS TANK INSPECTIONS	Q42786	1/22/2019	3 Years	\$ 75,000		\$ 36,070	\$ 30,740
CITISIDE PROPERTIES LLC	LEASE AGREEMENT 1115 MT ZION RD				\$ 50,850		\$ 18,000	\$ 18,000
CITY OF ATLANTA	MOA FOR THE COA PROGRAM MANAGEMENT OFFICE LIAISON POSITION		1/8/2018	2 Years	\$ 298,000		\$ 298,000	\$ 298,000
CITY OF ATLANTA	OUTDOOR ADVERTISING CONTRACT					\$ 478,999		\$ 478,999
CITY OF SANDY SPRINGS	OUTDOOR ADVERTISING CONTRACT				\$ 89,599	\$ 89,599		\$ 89,599
CITY OF STONE MOUNTAIN	REFUND OF BIDDER'S BID SECURITY IFB B40423-A					\$ 31,400		\$ 31,400

**METROPOLITAN ATLANTA RAPID TRANSIT AUTHORITY**

**PAYMENTS AND CONTRACTS \$20,000 OR MORE**

**(FOR THE PERIOD OF JULY 1, 2019 THROUGH JUNE 30, 2020)**

<b>NAME</b>	<b>PURPOSE</b>	<b>CONTRACT #</b>	<b>AWARD DATE</b>	<b>TERM</b>	<b>AWARD AMOUNT</b>	<b>PAYMENTS MADE VIA SMALL PURCHASES, PO OR OTHER</b>	<b>CONTRACT VALUE PAID TO DATE</b>	<b>TOTAL PAID IN FY 20</b>
CLARK, SMITH & SIZEMORE, LLC	LEGAL SETTLEMENT					\$ 425,000		\$ 425,000
CLEARWATER ANALYTICS	AUTOMATED INVESTMENT PORTFOLIO WITH ORACLE INTERFACE	P42566	11/7/2018	3 Years with Two (2) One-Year Options	\$ 168,750		\$ 36,663	\$ 29,077
CLEVELAND ELECTRIC COMPANY	CCTV SYSTEM EXPANSION	B20200-A	6/14/2017	24 Months	\$ 7,994,900		\$ 5,782,471	\$ 405,273
CLEVELAND ELECTRIC COMPANY	SYSTEMWIDE UPS REPLACEMENT SWITCHGEAR REPLACEMENT	B28939	6/3/2016	44 Months	\$ 21,626,225		\$ 21,171,394	\$ 525,244
CLEVELAND ELECTRIC COMPANY	EMERGENCY TRIP STATION REPLACEMENT - GROUP 4	B34375	5/3/2018	5 Years w/ 1(1) Year Option	\$ 24,511,223		\$ 4,162,688	\$ 4,162,688
CLEVELAND ELECTRIC COMPANY	LAKESWOOD EMERGENCY PROCUREMENT				\$ 972,388		\$ 50,381	\$ 50,381
CLEVELAND ELECTRIC COMPANY	STANDBY POWER SYSTEMS - GENERATOR REPLACEMENT	P31223	6/22/2016	5 Years	\$ 6,242,175		\$ 5,132,644	\$ 1,799,541
CLEVELAND ELECTRIC COMPANY	EMERGENCY PROCUREMENT PEACHTREE CENTER STATION THERMAL EVENT					\$ 1,810,017		\$ 1,795,902
CLEVER DEVICES LTD	RIDECHECK PLUS MAINTENANCE AND TECHNICAL SUPPORT MULTIYEAR RENEWAL	P44444	6/30/2019	4 Years	\$ 178,557		\$ 42,680	\$ 42,680
CLYDE E. RICKARD, P.C.	LEGAL SETTLEMENT					\$ 70,000		\$ 70,000
COBB COUNTY BOARD OF COMMISSIONERS	TRANSIT PARTNER SETTLEMENTS, PASS THROUGH GRANTS					\$ 1,283,419		\$ 1,283,419
COLLIE GREENWOOD	CONTRACT EMPLOYMENT					\$ 38,000		\$ 38,000
COMER CAST INC.	20 FOOT PORTABLE BUILDING					\$ 28,841		\$ 28,841

**METROPOLITAN ATLANTA RAPID TRANSIT AUTHORITY**

**PAYMENTS AND CONTRACTS \$20,000 OR MORE**

**(FOR THE PERIOD OF JULY 1, 2019 THROUGH JUNE 30, 2020)**

<b>NAME</b>	<b>PURPOSE</b>	<b>CONTRACT #</b>	<b>AWARD DATE</b>	<b>TERM</b>	<b>AWARD AMOUNT</b>	<b>PAYMENTS MADE VIA SMALL PURCHASES, PO OR OTHER</b>	<b>CONTRACT VALUE PAID TO DATE</b>	<b>TOTAL PAID IN FY 20</b>
COMMERCIAL FLOORING SOLUTIONS	PROCUREMENT OF INSTALLATION AND REPAIR OF RAIL CAR FLOORING	Q41662A	3/25/2019	846 Days	\$ 72,983		\$ 54,229	\$ 54,229
COMMUNITY FARMERS MARKET, INC.	MARTA FRESH MARKET PRODUCE INITIATIVE				\$ 143,242	\$ 143,242		\$ 143,242
COMPLIANCEPOINT, INC	PCHASE CARD INDUSTRY QUALIFIED SECURITY ASSESSOR	Q42684	1/10/2019	2 Years	\$ 178,750		\$ 89,395	\$ 89,395
CONFIDEX, INC.	CONTACTLESS SMART CARDS (LIMITED USE)	B32538	10/19/2015	2 Years w/ 3(1) Year Options	\$ 4,503,070		\$ 2,083,647	\$ 555,968
CONNECTICUT GENERAL LIFE INS. CO.	GROUP HEALTH AND WELLNESS INSURANCE COVERAGES	P33463	7/1/2015	3 Years w/ 2 (1) Year Options	\$ 399,138,820		\$ 293,928,360	\$ 59,332,762
CONTINENTAL AMERICAN INSURANCE COMPANY (CAIC)	GROUP HEALTH AND WELLNESS INSURANCE COVERAGES (CRITICAL ILLNESS)	P33463	7/1/2015	3 Years w/ 2 (1) Year Options	\$ 2,095,608		\$ 2,042,730	\$ 414,029
CONVERGEONE, INC.	CISCO MASTER AGRMT. FOR SOFTWARE, HARDWARE, AND LIC. MAINTENANCE UTILIZING STATE CONTRACT	P36322	12/1/2015	3 Years w/2 (1) Year Options	\$ 3,000,000		\$ 2,927,083	\$ 727,083
COOPER & COMPANY GENERAL CONTRACTORS, INC.	BROWNS MILL BUS FACILITY PAINT BOOTH RENOVATIONS	B34002A	11/2/2017	3 Years w/2 (1) Year Options	\$ 6,197,850		\$ 2,730,115	\$ 708,116
CROWE LLP	ANNUAL FINANCIAL AND MANAGEMENT AUDIT REPORTS FOR FISCAL YEARS 2018 THROUGH 2022	P38060	6/1/2017	3 Years w/2 (1) Year Options	\$ 1,000,000		\$ 401,585	\$ 183,740
CSX TRANSPORTATION, INC.	PRELIMINARY ENGINEERING CLIFTON CORRIDOR RIGHT OF WAY (ROW)	P44377	6/28/2019	3 Years w/2 (1) Year Options	\$ 24,750		\$ 24,750	\$ 24,750
CSX TRANSPORTATION, INC.	CSX - INMAN PARK PEDESTRIAN BRIDGE PROJECT - FINAL PAYMENT					\$ 31,007		\$ 31,007
CUBIC TRANSPORTATION SYSTEMS	AFC SOFTWARE, HARDWARE, AND PROFESSIONAL SERVICES	P38189	9/30/2016	3 Years w/2 (1) Year Options	\$ 51,589,620		\$ 33,658,302	\$ 10,040,159
CUMMINS SALES AND SERVICE	BUS ENGINES, TRANSMISSIONS AND REPAIR PARTS				\$ 659,322	\$ 659,322		\$ 659,322

**METROPOLITAN ATLANTA RAPID TRANSIT AUTHORITY**

**PAYMENTS AND CONTRACTS \$20,000 OR MORE**

**(FOR THE PERIOD OF JULY 1, 2019 THROUGH JUNE 30, 2020)**

<b>NAME</b>	<b>PURPOSE</b>	<b>CONTRACT #</b>	<b>AWARD DATE</b>	<b>TERM</b>	<b>AWARD AMOUNT</b>	<b>PAYMENTS MADE VIA SMALL PURCHASES, PO OR OTHER</b>	<b>CONTRACT VALUE PAID TO DATE</b>	<b>TOTAL PAID IN FY 20</b>
CUMMINS, INC DBA CUMMINS POWER SOUTH	BUS ENGINE & TRANSMISSION OVERHAUL SERVICES	B38222	3/28/2017	3 Years, 6 Mos, 7 days	\$ 1,963,030		\$ 1,725,708	\$ 754,588
CUMMINS-ALLISON CORPORATION	MONEY ROOM EQUIPMENT MAINTENANCE	P45598	11/25/2019	3 Years w/2 (1) Year Options	\$ 40,946		\$ 40,946	\$ 40,946
CUMULUS MEDIA	40TH ANNIVERSARY MARKETING					\$ 23,920		\$ 23,920
D&B JANITORIAL SERVICE	TARGETED CLEANING SERVICES	P46759	5/11/2020	1 Year	\$ 199,960			
DANA SAFETY SUPPLY	TRAUMA FIRST AID KITS	Q45425	2/21/2020	3 Years w/2 (1) Year Options	\$ 29,423		\$ 29,423	\$ 29,423
DARRAH ELECTRIC COMPANY	DIODE, CAPSULE, CQ312, D1 D4, APSE UNIT, 150C, 3.6 KILOVOLTS, 1.1 AMPERES, 50 MA, MITEL, DRD870G36					\$ 22,261		\$ 22,261
DAVID J. LLEWELLYN	LEGAL SETTLEMENT					\$ 65,000		\$ 65,000
DEKALB COUNTY BOARD OF COMMISSIONERS	UTILITIES - WATER BILLS, ETC.					\$ 438,466		\$ 438,466
DEKALB COUNTY GOVERNMENT	OUTDOOR ADVERTISING CONTRACT					\$ 426,453		\$ 426,453
DEKALB COUNTY TAX COMMISSIONER	STORMWATER BILLING					\$ 81,639		\$ 81,639
DELL MARKETING L.P.	AUTHORITY-WIDE MICROSOFT SOFTWARE LICENSES	P45481	4/29/2020	1 Year	\$ 1,163,639			
DELL MARKETING L.P.	AZURE COMMERCIAL DESKTOP LICENSE SUBSCRIPTION	P49511	5/1/2020	1 Year	\$ 44,400			
DELL MARKETING L.P.	DESKTOP EQUIPMENT AND DEPLOYMENT SERVICES	P38567-A	12/18/2018	3 Years w/2 (1) Year Options	\$ 3,251,907		\$ 1,972,148	\$ 1,058,182

**METROPOLITAN ATLANTA RAPID TRANSIT AUTHORITY**

**PAYMENTS AND CONTRACTS \$20,000 OR MORE**

**(FOR THE PERIOD OF JULY 1, 2019 THROUGH JUNE 30, 2020)**

<b>NAME</b>	<b>PURPOSE</b>	<b>CONTRACT #</b>	<b>AWARD DATE</b>	<b>TERM</b>	<b>AWARD AMOUNT</b>	<b>PAYMENTS MADE VIA SMALL PURCHASES, PO OR OTHER</b>	<b>CONTRACT VALUE PAID TO DATE</b>	<b>TOTAL PAID IN FY 20</b>
DELL MARKETING L.P.	LICENSING OF VARIOUS MICROSOFT PRODUCTS	P39125	2/26/2017	3 Years w/2 (1) Year Options	\$ 3,650,789		\$ 3,650,789	\$ 127,925
DELL MARKETING L.P.	AUTHORITY-WIDE MICROSOFT 365 (M365) E5 LICENSES	P46117	5/1/2020	3 Years w/2 (1) Year Options	\$ 474,328		\$ 474,328	\$ 474,328
DELTA DENTAL INSURANCE COMPANY	GROUP HEALTH AND WELLNESS COVERAGES (DENTAL)	P33463	7/1/2015	3 Years w/ 2 (1) Year Options	\$ 18,346,327		\$ 15,063,137	\$ 2,517,004
DIVERSE ENTERPRISE	TOOLS, SIGNANGE, SEALANT, RIVETS, DUCT TAPE, DOOR LOCKS					\$ 38,000		\$ 38,000
DLT SOLUTIONS	ARCHITECTURE ENGINEERING & CONSTRUCTION APPLIED SOFTWARE ENTERPRISE					\$ 39,352		\$ 39,352
DLT SOLUTIONS	ANNUAL RENEWAL OF SOLARWINDS					\$ 6,723		\$ 6,723
DOCUSIGN, INC.	DOCUSIGN BUSINESS EDITION - SEAT SUBSCRIPTION FOR 40 SEATS	L40203	3/9/2017	3 Years	\$ 96,250		\$ 125,187	\$ 53,207
DOUGLAS GENERAL HOSPITAL	WORKER'S COMPENSATION PAYMENT					\$ 61,453		\$ 61,453
EC AMERICA, INC.	ANNUAL RENEWAL OF PROOF POINT TARGETED ATTACK PROTECTION BUNDLE					\$ 112,992		\$ 112,992
ELECTRICAL CABLE SPECIALISTS	CABLE, PORTABLE-POWER, ELECTRIC POWER AND EQUIPMENT					\$ 45,090		\$ 45,090
ELECTRO-WIRE, INC.	LCARE SCHEDULED DELIVERY					\$ 21,029		\$ 21,029
ELLEN V. MCMICKLE	LEGAL SETTLEMENT					\$ 48,250		\$ 48,250
EMERGENT, LLC.	SYMANTEC ENDPOINT PROTECTION - MAINTENANCE (RENEWAL) (1 YEAR) - 1 DEVICE					\$ 23,220		\$ 23,220

**METROPOLITAN ATLANTA RAPID TRANSIT AUTHORITY**

**PAYMENTS AND CONTRACTS \$20,000 OR MORE**

**(FOR THE PERIOD OF JULY 1, 2019 THROUGH JUNE 30, 2020)**

<b>NAME</b>	<b>PURPOSE</b>	<b>CONTRACT #</b>	<b>AWARD DATE</b>	<b>TERM</b>	<b>AWARD AMOUNT</b>	<b>PAYMENTS MADE VIA SMALL PURCHASES, PO OR OTHER</b>	<b>CONTRACT VALUE PAID TO DATE</b>	<b>TOTAL PAID IN FY 20</b>
EMERGENT, LLC.	RENEWAL - RED HAT ENTERPRISE LINUX SERVER					\$ 64,846		\$ 64,846
EMERGENT, LLC.	ACROBAT PRO DC FOR ENTERPRISE, ENTERPRISE LICENSING SUBSCRIPTION					\$ 82,571		\$ 82,571
EMORY UNIVERSITY d/b/a GOIZQUETA BUSINESS SCHOOL	EMORY GOIZQUETA STUDENT PROJECT	L45650	1/15/2020	5 Months	\$ 22,500.00		\$ 22,500	\$ 11,250
EN POINTE TECHNOLOGIES SALES, INC.	SUPPORT SUBSCRIPTION RENEWAL FOR 1 YEAR MFG CUSTOM SKU					\$ 21,540		\$ 21,540
EN POINTE TECHNOLOGIES SALES, INC.	SOFTWARE RENEWAL - MIGRATION MANAGER FOR ACTIVE DIRECTORY					\$ 25,140		\$ 25,140
EN POINTE TECHNOLOGIES SALES, INC.	RENEWAL OF IBM SPSS					\$ 32,720		\$ 32,720
ENGHOUSE TRANSPORTATION, LLC	RENEWAL OF MAINTENANCE SUPPORT FOR TELEDRIVER 8.1.6 DRIVER MANAGEMENT SYSTEM	L39961	7/1/2017	3 Years 2 Months	\$ 418,524		\$ 418,524	\$ 132,973
ENO TRANSPORTATION FOUNDATION	2020 MAX MEMBERSHIP					\$ 29,500		\$ 29,500
ENSCO RAIL, INC.	AUTOMATED TRACK GEOMETRY MEASUREMENT TESTING SERVICES	B38866	10/20/2017	3 Years w/ 2(1) Year Options	\$ 495,700		\$ 236,100	\$ 46,100
ENSCO RAIL, INC.	AUTONOMOUS TRACK INSPECTION SYSTEM PILOT PROGRAM	P38738	9/13/2017	2 Years	\$ 1,588,841		\$ 1,603,185	\$ 400,885
ENTERCOM ATLANTA, LLC	BUS OPERATOR RECRUITMENT RADIO SPOT (WVEE-FM)					\$ 15,460		\$ 15,460
ERNIE MORRIS ENTERPRISES, INC.	HON CHAIRS, QUANTITY 73					\$ 22,265		\$ 22,265
EVERBRIDGE INC	MASS NOTIFICATION SYSTEM	P41334	8/13/2018	1 Year w/ 2 (1) Year Options	\$ 99,800		\$ 69,793	\$ 30,007



**METROPOLITAN ATLANTA RAPID TRANSIT AUTHORITY**

**PAYMENTS AND CONTRACTS \$20,000 OR MORE**

**(FOR THE PERIOD OF JULY 1, 2019 THROUGH JUNE 30, 2020)**

<b>NAME</b>	<b>PURPOSE</b>	<b>CONTRACT #</b>	<b>AWARD DATE</b>	<b>TERM</b>	<b>AWARD AMOUNT</b>	<b>PAYMENTS MADE VIA SMALL PURCHASES, PO OR OTHER</b>	<b>CONTRACT VALUE PAID TO DATE</b>	<b>TOTAL PAID IN FY 20</b>
EXCEL ELECTRICAL TECHNOLOGIES,	NORTH AVENUE STATION LOW VOLTAGE SWITCHGEAR REPLACEMENT	B28938	4/14/2015	365 days	\$ 2,598,000		\$ 1,990,405	\$ 733,072
EXXOR, INC.	PAYROLL GARNISHMENT SOFTWARE	P45516	3/16/2020	3 Years	\$ 54,000			
EZEKIEL CONSTRUCTION	GENERAL CONSTRUCTION SERVICES FOR MARTA HQ COMPLEX	Q42427	10/1/2018	1 year plus 6 months	\$ 198,694		\$ 177,601	\$ 52,628
F.H. PASCHEN, S.N. NEILSEN & ASSOCIATES LLC	JOB ORDER CONTRACT - MISC CONSTRUCTION	B36704	7/17/2017	1 Year w/ 4(1) Year Options	\$ 37,500,000		\$ 7,786,452	\$ 4,650,303
FASTENAL COMPANY	PROCUREMENT OF BUS AND RAIL FASTENERS	B38322	5/12/2017	3 Years	\$ 354,742		\$ 341,638	\$ 28,778
FEDERAL METAL PRODUCTS	RAIL PARTS AND SUPPLIES					\$ 22,856		\$ 22,856
FIRST CHOICE RESEARCH AND INVESTIGATIONS, LLC DBA FIRST CHOICE BACKGROUND SCREENING	AUTOMATION OF BACKGROUND SCREENS	P41453	10/11/2018	2 years	\$ 300,000		\$ 146,189	\$ 135,683
FIRST TRYON SECURITIES, LLC	FINANCIAL ADVISORY SERVICES	P36399	10/20/2016	4 Years w/1 Year Option	\$ 195,000		\$ 140,550	\$ 54,450
FLEETWASH, INC.	TARGETED CLEANING SERVICES	P46706	5/8/2020	1 Year	\$ 199,811			
FOY & ASSOCIATES P.C.	LEGAL SETTLEMENT					\$ 25,000		\$ 25,000
FOY & ASSOCIATES P.C.	LEGAL SETTLEMENT					\$ 23,250		\$ 23,250
FOY & ASSOCIATES P.C.	LEGAL SETTLEMENT					\$ 25,000		\$ 25,000
FRANKLIN COVEY	PROFESSIONAL SERVICES FOR A CONSULTANT FOR 4DX IMPLEMENTATION	L38628	10/12/2016	1 Year and 8 Months	\$ 1,112,300		\$ 946,026	\$ 125,638

**METROPOLITAN ATLANTA RAPID TRANSIT AUTHORITY**

**PAYMENTS AND CONTRACTS \$20,000 OR MORE**

**(FOR THE PERIOD OF JULY 1, 2019 THROUGH JUNE 30, 2020)**

<b>NAME</b>	<b>PURPOSE</b>	<b>CONTRACT #</b>	<b>AWARD DATE</b>	<b>TERM</b>	<b>AWARD AMOUNT</b>	<b>PAYMENTS MADE VIA SMALL PURCHASES, PO OR OTHER</b>	<b>CONTRACT VALUE PAID TO DATE</b>	<b>TOTAL PAID IN FY 20</b>
FULTON COUNTY CLERK OF SUPERIOR COURT	LEGAL SETTLEMENT					\$ 2,387,500		\$ 2,387,500
FULTON COUNTY PUBLIC WORKS	OUTDOOR ADVERTISING CONTRACT				\$ 55,138	\$ 55,138		\$ 55,138
FUSECO INC.	FUSES FOR RAIL CARS					\$ 894,291		\$ 894,291
GALLS, LLC	MARTA POLICE DEPARTMENT UNIFORMS AND EQUIPMENT GROUP 3	B34185A	11/30/2015	3 Years Base plus 1 Year Option	\$ 1,917,527		\$ 806,336	\$ 119,034
GALLS, LLC	MARTA POLICE DEPARTMENT UNIFORMS FOR BIKER PATROL & ADMIN SERVICES	B40330	4/26/2018	3 Years Base plus 1 Year Option	\$ 319,887		\$ 110,392	\$ 64,122
GALLS, LLC	MARTA POLICE DEPARTMENT UNIFORMS STOCK					\$ 120,590		\$ 120,590
GARTNER GROUP INC.	PROFESSIONAL INDUSTRIAL RESEARCH SERVICES	L41093	1/24/2018	3 Years	\$ 118,585		\$ 40,885	\$ 40,885
GC&E SYSTEMS GROUP, INC.	BODY CAMERAS, VIDEO STORAGE, AND ACCESSORIES	P40002	1/1/2018	3 Years	\$ 603,950		\$ 528,430	\$ 179,550
GDS ASSOCIATES, INC.	ENERGY, UTILITY & FUEL CONSULTING SERVICES	P37802	8/4/2017	3 Years w/ 2(1) Year Options	\$ 998,775		\$ 533,158	\$ 35,290
GENFARE	PACEMAKER FAREBOX & LOCKING MOUNTING BRACKET ASSEMBLY FOR MOBILITY VANS					\$ 34,290		\$ 34,290
GEORGIA HYDRANT SERVICES, INC.	TESTING AND MAINTENANCE OF FIRE HYDRANTS	Q40487			\$ 23,375			
GEORGIA INSTITUTE OF TECHNOLOGY DBA GEORGIA TECH	STUDENT COOP					\$ 23,360		\$ 23,360
GEORGIA INSTITUTE OF TECHNOLOGY DBA GEORGIA TECH	STUDENT COOP					\$ 28,031		\$ 28,031

**METROPOLITAN ATLANTA RAPID TRANSIT AUTHORITY**

**PAYMENTS AND CONTRACTS \$20,000 OR MORE**

**(FOR THE PERIOD OF JULY 1, 2019 THROUGH JUNE 30, 2020)**

<b>NAME</b>	<b>PURPOSE</b>	<b>CONTRACT #</b>	<b>AWARD DATE</b>	<b>TERM</b>	<b>AWARD AMOUNT</b>	<b>PAYMENTS MADE VIA SMALL PURCHASES, PO OR OTHER</b>	<b>CONTRACT VALUE PAID TO DATE</b>	<b>TOTAL PAID IN FY 20</b>
GEORGIA PACIFIC OFFICE BLDG C/O	LEASE AGREEMENT FOR RADIO ANTENNA SITE - GEORGIA-PACIFIC CENTER	L40123	10/26/2017	60 Months w/ 1 (5) Year Option	\$ 296,248		\$ 149,589	\$ 56,400
GEORGIA PIEDMONT TECHNICAL COLLEGE	TRANSIT OPERATOR TRAINING COURSES	P36059	2/1/2016	3 years	\$ 630,000		\$ 593,528	\$ 85,920
GEORGIA POWER COMPANY	ELECTRICAL POWER FOR FACILITIES AND RAIL OPERATIONS					\$ 10,612,683		\$ 10,612,683
GEORGIA REGIONAL TRANSPORTATION AUTHORITY (GRTA)	REGIONAL SETTLEMENTS					\$ 3,780,543		\$ 3,780,543
GEORGIA STATE UNIVERSITY	SALES TAX FORECASTING	L42623	9/18/2018	2 Years	\$ 150,000		\$ 75,000	\$ 40,000
GEORGIA SUBSEQUENT INJURY TRUST FUND	2017 & 2018 ASSESSMENT					\$ 463,425		\$ 463,425
GEORGIALINK PUBLIC AFFAIRS GROUP	PROFESSIONAL SERVICES FOR LOBBYING, GEORGIA LINK PUBLIC AFFAIRS GROUP, LLC	L45757	1/1/2020	4 months	\$ 40,000		\$ 40,000	\$ 40,000
GIBBS AUTOMOTIVE & ELECTRONICS, INC.	PROCUREMENT OF VEHICLE TOWING SERVICES	B39301A	8/3/2018	3 Year w/ 2 (1) Year Options	\$ 737,300		\$ 427,116	\$ 275,986
GILLIG CORPORATION	PROCUREMENT OF FORTY FOOT (40') CNG BUSES	P35484	11/29/2016	5 Years	\$ 171,999,840		\$ 45,495,609	\$ 31,585,285
GILLIG CORPORATION	BUS PARTS & SUPPLIES					\$ 23,232		\$ 23,232
GILLIG CORPORATION	BUS PARTS & SUPPLIES					\$ 290,155		\$ 290,155
GLOBALXPERTS INC.	ARISA SWITCHES TO UPGRADE CCTV					\$ 186,830		\$ 186,830
GRABAUSKAS CONSULTING	PROFESSIONAL SERVICES FOR IMPLEMENTATION OF MARTA RAIL STATION TRANSFORMATION INITIATIVE	L45180	10/2/2019	1 year	\$ 124,956		\$ 99,896	\$ 99,896

METROPOLITAN ATLANTA RAPID TRANSIT AUTHORITY

PAYMENTS AND CONTRACTS \$20,000 OR MORE

(FOR THE PERIOD OF JULY 1, 2019 THROUGH JUNE 30, 2020)

NAME	PURPOSE	CONTRACT #	AWARD DATE	TERM	AWARD AMOUNT	PAYMENTS MADE VIA SMALL PURCHASES, PO OR OTHER	CONTRACT VALUE PAID TO DATE	TOTAL PAID IN FY 20
GRADY MEMORIAL HOSPITAL CORPORATION	WORKER'S COMPENSATION PAYMENT					\$ 60,894		\$ 60,894
GRADY MEMORIAL HOSPITAL CORPORATION	WORKER'S COMPENSATION PAYMENT					\$ 94,679		\$ 94,679
GRESHAM TRANSPORTATION SERVICES, LLC.	SUPPLEMENTAL MOBILITY OPERATIONS AND MAINTENANCE SERVICES	P43706	4/1/2019	4 Years w/ 1(1) Year Option	\$ 38,977,318		\$ 4,153,896	\$ 3,853,896
GROUP ALPHA, INC.	PROPULSION SYSTEM BOARD TESTERS	P40511	12/19/2017	33 Months	\$ 686,060		\$ 457,373	\$ 228,687
GROUP ALPHA, INC.	GATE DRIVER BOARD TESTER	P42088	9/5/2018	1 Year	\$ 60,231		\$ 60,231	\$ 30,116
GS MAIN STREET C/O GREYSTAR EQUITY PARTNERS	REFUND FOR DUPLICATE PAYMENT					\$ 68,150		\$ 68,150
GULF STATES DISTRIBUTORS	MPD AMMUNITION .40 175GR & .40 CAL 180GRAIN TMJ					\$ 39,503		\$ 39,503
GUNNER ENGINEERING, INC.	CQ311/312 TRUCK AIR BAGS	P40569	2/9/2018	4 Years	\$ 1,225,080		\$ 952,020	\$ 782,280
GUNNER ENGINEERING, INC.	BAG, AIR, CQ310, L-CARE, TRUCK, PACKAGED 2 EACH PER PACKAGE, FIRESTONE INDUSTRIAL PRODUCTS					\$ 63,025		\$ 63,025
GWINNETT COUNTY BOARD OF COMMISSIONERS	REGIONAL SETTLEMENTS					\$ 1,772,019		\$ 1,772,019
H&M RESTORATION SERVICES, LLC	WINDOW RESTORATION AND CLEANING	Q43115	5/22/2019	15 Months	\$ 150,855		\$ 104,471	\$ 133,745
HAMRICK CONSULTING, LLC	2019 LOBBYING SERVICES	L43213	1/27/2019	4 months	\$ 30,000		\$ 30,000	\$ 30,000
HARDY CHEVROLET-PONTIAC-BUICK, INC.	PROCUREMENT OF NON-REVENUE VEHICLES - HARDY CHEVROLET	P43669	10/3/2019	180 days	\$ 453,117		\$ 453,117	\$ 453,117

METROPOLITAN ATLANTA RAPID TRANSIT AUTHORITY

PAYMENTS AND CONTRACTS \$20,000 OR MORE

(FOR THE PERIOD OF JULY 1, 2019 THROUGH JUNE 30, 2020)

NAME	PURPOSE	CONTRACT #	AWARD DATE	TERM	AWARD AMOUNT	PAYMENTS MADE VIA SMALL PURCHASES, PO OR OTHER	CONTRACT VALUE PAID TO DATE	TOTAL PAID IN FY 20
HARRIS, ROTHENBERG INTERNATIONAL INC.	EMPLOYEE ASSISTANCE PROGRAM	P31746	12/11/2014	3 Years w/ 2 (1) Year Options	\$ 308,200		\$ 203,668	\$ 47,010
HARSCO TRACK TECHNOLOGIES	DEVICE, VOLTAGE-AWARENESS, ELECTRIC POWER AND EQUIPMENT					\$ 23,810		\$ 23,810
HARTFORD LIFE-IPD	DEFERRED COMPENSATION PLAN PAYMENT					\$ 21,962		\$ 21,962
HASTY POPE, LLP	LEGAL SETTLEMENT					\$ 1,650,000		\$ 1,650,000
HERNAN TAYLOR & LEE, LLC	LEGAL SETTLEMENT					\$ 22,000		\$ 22,000
HEWLETT PACKARD ENTERPRISE COMPANY	ANNUAL RENEWAL OF HARDWARE AND SOFTWARE SUPPORT FOR HEWLETT PACKARD SERVERS					\$ 113,024		\$ 113,024
HINTON & POWELL	LEGAL SETTLEMENT					\$ 100,000		\$ 100,000
HNTB CORPORATION	MARTA'S PLANNING SUPPORT AND TECHNICAL SERVICE CONTRACT	P39820	1/10/2018	3 Years w/2-1 Year Options	\$ 26,993,856		\$ 15,517,651	\$ 8,853,945
HOLLAND & KNIGHT LLP	FEDERAL LOBBYING/GEORGIA SUPPORT	P40331	7/12/2018	2 Years w/3(1) Year Options	\$ 1,002,000		\$ 380,465	\$ 203,465
HOME-BASE USA, LLC	TELESALES FOR PARTNERSHIP	P44301-A	3/16/2020	1 Year with 2-1 Year Options	\$ 156,768			
HONEYWELL INTERNATIONAL, INC.	PROVIDE AND INSTALL 1 JACE-8000 CONTROLLER	P44417	9/10/2019	16 Months	\$ 132,854		\$ 61,475	\$ 61,475
HOPPECKE BATTERIES, INC.	BATTERY, RAIL CAR CQ310/311/312, TCSU DIRECTIONAL					\$ 106,310		\$ 106,310
HOT WASH ATLANTA	ANNUAL RENEWAL OF DUO SECURITY SOFTWARE SUBSCRIPTIONS - DUO MFA EDITION					\$ 50,298		\$ 50,298

**METROPOLITAN ATLANTA RAPID TRANSIT AUTHORITY**

**PAYMENTS AND CONTRACTS \$20,000 OR MORE**

**(FOR THE PERIOD OF JULY 1, 2019 THROUGH JUNE 30, 2020)**

<b>NAME</b>	<b>PURPOSE</b>	<b>CONTRACT #</b>	<b>AWARD DATE</b>	<b>TERM</b>	<b>AWARD AMOUNT</b>	<b>PAYMENTS MADE VIA SMALL PURCHASES, PO OR OTHER</b>	<b>CONTRACT VALUE PAID TO DATE</b>	<b>TOTAL PAID IN FY 20</b>
HOYT CORPORATION	TIP, CONTACT, CQ310/311/312, LS1, LS2, UPPER AND LOWER 50 EACH PER PACKAGE					\$ 21,977		\$ 21,977
IBM	CLOUD TECHNOLOGY FOR PRESCRIPTIVE MAINTENANCE	P42900	7/24/2019	1 year	\$ 117,616		\$ 117,616	\$ 117,616
IDS GLOBAL	PROCUREMENT OF MARTA'S UTILITIES LOCATE SERVICES	B41279	7/12/2018	3 Year w/ 2(2) Year Options	\$ 1,272,000		\$ 524,030	\$ 200,815
IHEART MEDIA, INC. DBA WBZY-FM	BUS OPERATOR RECRUITMENT RADIO SPOT (WWPW/ POWER - FM & WGST-AM)					\$ 14,990		\$ 14,990
IMPACT PUBLIC AFFAIRS LLC	PROFESSIONAL SERVICES FOR LOBBYING, IMPACT PUBLIC AFFAIRS LLC	L45759	1/1/2020	4 months	\$ 20,000		\$ 20,000	\$ 20,000
INCIDENT COMMUNICATION SOLUTIONS DBA PEAKE, LLC	MOBILE COMMAND VEHICLE SYSTEM INTEGRATION PHASE II	L41160	8/31/2018	3 Years	\$ 195,000		\$ 130,000	\$ 65,000
INDIANA FURNITURE INDUSTRIES, INC.	10 LINE ITEMS OF VARIOUS FURNITURE ITEMS					\$ 20,280		\$ 20,280
INDIANA FURNITURE INDUSTRIES, INC.	9 LINE ITEMS OF VARIOUS PIECES OF FURNITURE					\$ 27,350		\$ 27,350
INNOFIN SOLUTIONS LLC	IMPLEMENTATION OF ORACLE PROFITABILITY AND COST MANAGEMENT CLOUD SERVICE	L46123	4/6/2020	8 Months	\$ 199,040			
INFOSYS LIMITED	ENTERPRISE PERFORMANCE MANAGEMENT PLANNING AND BUDGETING SYSTEM	P39893	5/3/2018	1 Year	\$ 612,100		\$ 566,267	\$ 64,167
INTEGRATED FIRE PROTECTION	PROCUREMENT OF FIRE SUPPRESSION SYSTEMS INSPECTION & TESTING SERVICES	B38779	7/18/2018	3 Years	\$ 221,580		\$ 91,645	\$ 21,300
INTERCONTINENTAL COMMERCIAL SERVICES, INC. (ICS, Inc.)	TARGETED CLEANING SERVICES	P46749	5/8/2020	1 Year	\$ 199,850			
INTERNATIONAL ELECTRONIC MACH.	ELECTRONIC WHEEL GAUGE FOR RAIL OPERATIONS					\$ 22,100		\$ 22,100

**METROPOLITAN ATLANTA RAPID TRANSIT AUTHORITY**

**PAYMENTS AND CONTRACTS \$20,000 OR MORE**

**(FOR THE PERIOD OF JULY 1, 2019 THROUGH JUNE 30, 2020)**

<b>NAME</b>	<b>PURPOSE</b>	<b>CONTRACT #</b>	<b>AWARD DATE</b>	<b>TERM</b>	<b>AWARD AMOUNT</b>	<b>PAYMENTS MADE VIA SMALL PURCHASES, PO OR OTHER</b>	<b>CONTRACT VALUE PAID TO DATE</b>	<b>TOTAL PAID IN FY 20</b>
INTERNATIONAL PROCESS SOLUTIONS, INC.	CQ310/311/312 RAIL PARTS					\$ 31,185		\$ 31,185
IPAX ATLANTIC-MICHIGAN, LLC	RAILCAR DETERGENT/DEGREASER	B44237	2/11/2020	2 Years w/1(1) Year Option	\$ 96,000		\$ 4,400	\$ 4,400
ISE INGEGNERIA DEI SISTEMI ELE	PROCUREMENT OF PROPULSION AND BRAKE SIGNAL GENERATING UNIT	Q42191	11/8/2019	1 year	\$ 158,880		\$ 104,480	\$ 104,480
ISE INGEGNERIA DEI SISTEMI ELE	ASSEMBLY, BACK-PLANE, CQ310/311, CAB LOGIC BOARD, CAB CONTROL LOGIC UNIT					\$ 42,372		\$ 42,372
IXYS LONG BEACH, INC.	RAIL PARTS CQ312				\$ 92,140	\$ 92,140		\$ 92,140
JA&E VETERANS SUPPORT CENTER	PROCUREMENT OF EXTERIOR LANDSCAPING SERVICES	Q41838	8/15/2018	2 Year w/ 1(1) Year Options & 2 months	\$ 157,789		\$ 97,569	\$ 49,548
JACKSON ASSOCIATES RESEARCH, INC.	ON-CALL MARKETING RESEARCH	L39628						\$ 37,015
JACOBS HJ RUSSELL, MARTA TEAM A JOINT VENTURE (JRMT)	PROCUREMENT OF CPMO CONSULTANT SUPPLEMENTAL SERVICES	P43871	11/27/2019	5 Years	\$ 28,037,259		\$ 2,222,433	\$ 2,222,433
JAMES RIVER SOLUTION	PROCUREMENT OF ULTRA LOW SULPHUR CLEAR DIESEL FUEL AND UNLEADED GASOLINE BLENDED WITH 10% ETHANOL	B38974	10/19/2017	3 Years	\$ 10,000,000		\$ 7,906,559	\$ 2,757,187
JAMES RIVER SOLUTION	PROCUREMENT OF ULTRA LOW SULPHUR CLEAR DIESEL FUEL AND UNLEADED GASOLINE BLENDED WITH 10% ETHANOL	B38974	10/19/2017	3 Years	\$ 16,762,001		\$ 15,135,434	\$ 4,348,349
JASON R. MANTON, P.C.	LEGAL SETTLEMENT					\$ 750,000		\$ 750,000
JOBBLE, INC	PROFESSIONAL SERVICES FOR PAYMENT & BOOKING SYSTEM FOR ART IN TRANSIT VENDORS	L44267	8/16/2019	14 months	\$ 178,745		\$ 62,660	\$ 62,660

METROPOLITAN ATLANTA RAPID TRANSIT AUTHORITY

PAYMENTS AND CONTRACTS \$20,000 OR MORE

(FOR THE PERIOD OF JULY 1, 2019 THROUGH JUNE 30, 2020)

NAME	PURPOSE	CONTRACT #	AWARD DATE	TERM	AWARD AMOUNT	PAYMENTS MADE VIA SMALL PURCHASES, PO OR OTHER	CONTRACT VALUE PAID TO DATE	TOTAL PAID IN FY 20
JOHNSON CONTROLS, INC.	FOR GENETEC SECURITY CENTER SYSTEM UPGRADE	L42376	7/25/2018	6 Months	\$ 113,255		\$ 55,855	\$ 55,855
JOHNSON CONTROLS, INC.	RENEWAL OF GENETEC HQ & STREETCAR CO-TERM TO 09/21/20					\$ 191,592		\$ 191,592
JOHNSON HOPEWELL COLEMAN, LLC	LEGAL SETTLEMENT					\$ 25,000		\$ 25,000
JRI INDUSTRIES INC	PROCUREMENT OF STAINLESS STEEL DIP TANK SYSTEM	Q40752	9/19/2018	18 Months	\$ 62,965		\$ 62,015	\$ 62,015
KAISER PERMANENTE INSURANCE COMPANY, INC.	GROUP HEALTH AND WELLNESS INSURANCE COVERAGES	P33463	7/1/2015	3 Years w/2 (1) Year Options	\$ 53,480,507		\$ 53,480,507	\$ 13,404,250
KAPSCH TRAFFICOM USA, INC.	MOBILE TICKETING SYSTEM	P34151	4/17/2017	3 Years w/4(1) Year Options	\$ 14,186,749		\$ 3,574,475	\$ 18,900,628
KC ELECTRONIC DISTRIBUTORS, INC	RAIL PARTS & SUPPLIES					\$ 28,457		\$ 28,457
KCI TECHNOLOGIES, INC.	OVERHEAD SUBSURFACE UTILITY ENGINEERING	L46344	3/19/2020	1 Year	\$ 57,030			
KCI TECHNOLOGIES, INC.	PROFESSIONAL SERVICES FOR MARTA TRANSIT-ORIENTED DEVELOPMENT RAIL STATION SURVEYS	L46451	6/11/2020	1 Year	\$ 117,504			
KENNETH S. NUGENT, P.C.	LEGAL SETTLEMENT					\$ 25,000		\$ 25,000
KENNETH S. NUGENT, P.C.	LEGAL SETTLEMENT					\$ 45,000		\$ 45,000
KENNETH S. NUGENT, P.C.	LEGAL SETTLEMENT					\$ 21,850		\$ 21,850
KENNETH SOUTHALL, P.C.	LEGAL SETTLEMENT					\$ 21,000		\$ 21,000



**METROPOLITAN ATLANTA RAPID TRANSIT AUTHORITY**

**PAYMENTS AND CONTRACTS \$20,000 OR MORE**

**(FOR THE PERIOD OF JULY 1, 2019 THROUGH JUNE 30, 2020)**

<b>NAME</b>	<b>PURPOSE</b>	<b>CONTRACT #</b>	<b>AWARD DATE</b>	<b>TERM</b>	<b>AWARD AMOUNT</b>	<b>PAYMENTS MADE VIA SMALL PURCHASES, PO OR OTHER</b>	<b>CONTRACT VALUE PAID TO DATE</b>	<b>TOTAL PAID IN FY 20</b>
KIEWIT INFRASTRUCTURE SOUTH CO	PUBLIC ADDRESS SYSTEM UPGRADE	P37171	5/23/2017	1200 Days	\$ 19,922,271		\$ 10,567,201	\$ 3,252,793
KIEWIT INFRASTRUCTURE SOUTH CO	RAIL STATION ELECTRONIC SIGNAGE UPGRADE	P37176	5/23/2017	1200 Days	\$ 15,822,537		\$ 8,287,118	\$ 2,089,814
KIMLEY-HORN AND ASSOCIATES, INC.	PROFESSIONAL SERVICES FOR NORTH AVENUE STATION SITE DUE DILIGENCE	L44781	7/12/2019	3 Months	\$ 35,000		\$ 21,753	\$ 21,753
KINKISHARYO INTERNATIONAL, LLC	RAIL CAR LIFE EXTENSION PROGRAM	B40294	12/7/2017	66 Months	\$ 146,471,738		\$ 31,793,193	\$ 13,882,506
KRAUTHAMER & ASSOCIATES	PROFESSIONAL SERVICES FOR RECRUITMENT OF AGM SAFETY & QUALITY ASSURANCE	L44860	8/5/2019	1 Year	\$ 190,000		\$ 60,277	\$ 24,721
L7FS, LLC	TARGETED CLEANING SERVICES	P46760	5/5/2020	1 Year	\$ 199,870			
LAKESHORE ENGINEERING, LLC	CNG FUELING FACILITY AT HAMILTON	B37768	6/6/2017	365 Days	\$ 15,439,720		\$ 15,942,075	\$ 642,303
LANIER STEEL PRODUCTS, INC.	VARIOUS VAINTENANCE/REPAIR PARTS FOR RAIL TRACKWAY					\$ 248,020		\$ 248,020
LAWN CREATIONS, LLC	AUTHORITY-WIDE LANDSCAPING SERVICES	B39671	4/4/2018	2 Years w/ 3(1) Year Options	\$ 1,523,742		\$ 713,984	\$ 303,888
LAWRENCEVILLE SURGERY CENTER	WORKER'S COMPENSATION PAYMENT					\$ 27,316		\$ 27,316
LB FOSTER COMPANY	RAIL TRACK PARTS AND SUPPLIES					\$ 156,602		\$ 156,602
LEGARE, ATTWOOD & WOLFE, LLC	LEGAL SETTLEMENT					\$ 138,436		\$ 138,436
LENCO INDUSTRIES, INC	ARMORED RAIL VEHICLE	P44045	5/29/2019	One (1) year	\$ 330,000		\$ 327,756	\$ 327,756

**METROPOLITAN ATLANTA RAPID TRANSIT AUTHORITY**

**PAYMENTS AND CONTRACTS \$20,000 OR MORE**

**(FOR THE PERIOD OF JULY 1, 2019 THROUGH JUNE 30, 2020)**

<b>NAME</b>	<b>PURPOSE</b>	<b>CONTRACT #</b>	<b>AWARD DATE</b>	<b>TERM</b>	<b>AWARD AMOUNT</b>	<b>PAYMENTS MADE VIA SMALL PURCHASES, PO OR OTHER</b>	<b>CONTRACT VALUE PAID TO DATE</b>	<b>TOTAL PAID IN FY 20</b>
LINCOLN ASSOCIATES	RAIL CAR PARTS - HEATING & AIR CQ310/311/312 RAIL CARS					\$ 23,900		\$ 23,900
LINDBERGH CITY CENTER OWNER'S ASSOC	LINDBERGH CITY CENTER OWNERS ASSOCIATION ASSESSMENTS	L41363			\$ 217,830		\$ 217,830	\$ 197,027
LINK COMMERCIAL VEHICLE TESTING, INC.	BRAKE DYNAMOMETER SERVICES & WARRANTY	P38145	2/28/2017	4 Year Base	\$ 162,005		\$ 82,638	\$ 29,635
LIVING WALLS	MURAL AT EAST LAKE STATION	L44757	7/22/2019	6 months	\$ 31,861		\$ 31,861	\$ 31,861
LOCKSTEP TECHNOLOGY GROUP	GSA-EQUIPMENT UPGRADE AND MAINTENANCE OF FIREWALLS	P40045	8/1/2017	3 Years	\$ 774,603		\$ 774,163	\$ 35,500
LONGWOOD ELASTOMERS, INC	RUBBER, SUSPENSION, RAIL CAR, L-CARE, LOWER, 4 PER CAR					\$ 21,756		\$ 21,756
M&P HOLDINGS, LLC	5115 NEW PEACHTREE ROAD - 30 MONTH LEASE AGREEMENT	P40765	6/20/2017	30 months	\$ 195,300		\$ 195,300	\$ 52,080
M.C. DEAN, INC	FIRE PROTECTION SYSTEM UPGRADE	P13872	2/8/2010	5 Years	\$ 44,872,409		\$ 45,771,614	\$ 5,900,000
MALLORY & EVANS SERVICE CO.	HVAC SERVICES FOR MARTA HQ COMPLEX	B37902	2/21/2017	2 Years w/ 3(1) Year Options	\$ 1,551,956		\$ 1,133,810	\$ 223,400
MANSFIELD OIL CO INC.	MARTA NATURAL GAS SUPPLY	B38385	3/6/2017	24 Months	\$ 12,500,000		\$ 4,935,500	\$ 4,208,266
MANSFIELD POWER AND GAS, LLC	NATURAL GAS SUPPLY	B42422	3/21/2019	Two (2) Year Base	\$ 11,980,742		\$ 4,935,500	\$ 340,538
MARATHON INDUSTRIAL	OSHA CRANE INSPECTIONS AND CERTIFICATIONS	Q40796	4/24/2018	2 Years and 3 (1)-Yr Oprions	\$ 74,175		\$ 38,433	\$ 19,157
MARSH IRELAND BROKERS LIMITED T/A BOWRING MARSH	EXCESS LIABILITY, PROPERTY & CASUALTY INSURANCE COVERAGE					\$ 1,797,750		\$ 1,797,750

**METROPOLITAN ATLANTA RAPID TRANSIT AUTHORITY**

**PAYMENTS AND CONTRACTS \$20,000 OR MORE**

**(FOR THE PERIOD OF JULY 1, 2019 THROUGH JUNE 30, 2020)**

<b>NAME</b>	<b>PURPOSE</b>	<b>CONTRACT #</b>	<b>AWARD DATE</b>	<b>TERM</b>	<b>AWARD AMOUNT</b>	<b>PAYMENTS MADE VIA SMALL PURCHASES, PO OR OTHER</b>	<b>CONTRACT VALUE PAID TO DATE</b>	<b>TOTAL PAID IN FY 20</b>
MARSH USA, INC.	EXCESS LIABILITY, PROPERTY & CASUALTY INSURANCE COVERAGE					\$ 8,952,443		\$ 8,952,443
MATRIX HEALTHCARE SERVICES, INC.	WORKER'S COMPENSATION PAYMENT					\$ 37,656		\$ 37,656
MATRIX HEALTHCARE SERVICES, INC.	WORKER'S COMPENSATION PAYMENT					\$ 36,069		\$ 36,069
MATRIX HEALTHCARE SERVICES, INC.	WORKER'S COMPENSATION PAYMENT					\$ 32,672		\$ 32,672
MATRIX HEALTHCARE SERVICES, INC.	WORKER'S COMPENSATION PAYMENT					\$ 29,450		\$ 29,450
MATRIX RAILWAY CORP.	ASSEMBLY, BALLAST-INVERTER, CQ310/311, FLUORESCENT, INTERIOR, TRANSMATIC					\$ 22,939		\$ 22,939
MBEC ATLANTA, INC.	LAKWOOD STATION EMERGENCY PROCUREMENT						\$ 435,490	\$ 435,490
MBEC ATLANTA, INC.	PROCUREMENT OF CONTACT RAIL/POWER CABLE UPGRADE AND TESTING	Q43032	4/30/2019	6 Months	\$ 166,500		\$ 166,500	\$ 166,500
MCGUIRE WOODS, LLP	PROFESSIONAL SERVICES FOR LOBBYING, MCGUIREWOODS CONSULTING, LLC	L45755	1/1/2020	4 months	\$ 20,000		\$ 20,000	\$ 20,000
MCPHERSON OIL CO. INC.	PROCUREMENT OF OIL FOR TRANSIT BUSES AND AUTOMOBILES	B37248	3/6/2017	3 Years w/2(1) Year Option	\$ 1,753,665		\$ 827,421	\$ 276,987
MCPHERSON OIL CO. INC.	ENGINE OIL, COMPRESSED NATURAL GAS, OTHER OIL AND GAS PRODUCTS					\$ 28,974		\$ 28,974
MEDICAL TRANSPORTATION MANAGEMENT, INC.	ELIGIBILITY ASSESSMENT SERVICES FOR MARTA'S MOBILITY (PARATRANSIT) OPERATION	P36410	5/18/2016	3 Years w/2(1) Year Options	\$ 2,767,724		\$ 1,682,707	\$ 428,276
MERLINOS & ASSOCIATES, INC	ACTUARIAL CONSULTING SERVICES	P39678	3/6/2018	2 Years w/3(1) Year Options	\$ 149,530		\$ 58,515	\$ 29,440

**METROPOLITAN ATLANTA RAPID TRANSIT AUTHORITY**

**PAYMENTS AND CONTRACTS \$20,000 OR MORE**

**(FOR THE PERIOD OF JULY 1, 2019 THROUGH JUNE 30, 2020)**

<b>NAME</b>	<b>PURPOSE</b>	<b>CONTRACT #</b>	<b>AWARD DATE</b>	<b>TERM</b>	<b>AWARD AMOUNT</b>	<b>PAYMENTS MADE VIA SMALL PURCHASES, PO OR OTHER</b>	<b>CONTRACT VALUE PAID TO DATE</b>	<b>TOTAL PAID IN FY 20</b>
METRO VAC & BROOM SERVICES	EMERGENCY ON-CALL SNOW AND DEBRIS REMOVAL SERVICES	Q40757	1/31/2018	2 Years w/ 1(1) Year Option	\$ 135,037		\$ 91,734	\$ 28,774
METRO VAC & BROOM, LLC.	PARKING LOT SWEEPING SERVICE	B32651	1/8/2015	2 Year w/ 3(1) Year Options & 6 months	\$ 507,829		\$ 496,676	\$ 139,122
METROPOLITAN ATLANTA TRANSIT CONSULTANTS (MATC)	GENERAL ENGINEERING SERVICES	P5424	7/1/2007	5 Years w/ 5(1) Year Options	\$ 241,340,434		\$ 242,420,477	\$ 2,022,925
MIDTOWN ALLAINCE	TRANSIT ENHANCEMENT PROJECT ARTS CENTER STATION	L37916			\$ 175,000		\$ 175,000	\$ 175,000
MLG-MCLENDON LAW GROUP, LLC	LEGAL SETTLEMENT					\$ 25,000		\$ 25,000
MOHAWK RESOURCES LTD	GTS PARATRANSIT SERVICE - MOHAWK'S ML-220 (20,000 LB) TWO-POST LIFT					\$ 45,999		\$ 45,999
MOTOROLA SOLUTIONS, INC.	MOTOROLA RAIL CAR RADIO UPGRADE	P39389	11/8/2017	18 Months	\$ 2,785,357		\$ 2,646,088	\$ 73,486
MOTOROLA SOLUTIONS, INC.	MAINTENANCE AND SUPPORT SERVICES FOR THE RADIO COMMUNICATIONS SYSTEM	P40842	5/18/2018	2 Years	\$ 835,880		\$ 794,031	\$ 417,940
MR. MARLON ELLIOT	LEGAL SETTLEMENT					\$ 32,036		\$ 32,036
MS ELAINE SCOTT	LEGAL SETTLEMENT					\$ 73,378		\$ 73,378
MS. ANGELA TURNER	LEGAL SETTLEMENT					\$ 50,922		\$ 50,922
MS. ANNA M BANKS	LEGAL SETTLEMENT					\$ 61,525		\$ 61,525
MS. MELIA BURTON	LEGAL SETTLEMENT					\$ 33,081		\$ 33,081

**METROPOLITAN ATLANTA RAPID TRANSIT AUTHORITY**

**PAYMENTS AND CONTRACTS \$20,000 OR MORE**

**(FOR THE PERIOD OF JULY 1, 2019 THROUGH JUNE 30, 2020)**

<b>NAME</b>	<b>PURPOSE</b>	<b>CONTRACT #</b>	<b>AWARD DATE</b>	<b>TERM</b>	<b>AWARD AMOUNT</b>	<b>PAYMENTS MADE VIA SMALL PURCHASES, PO OR OTHER</b>	<b>CONTRACT VALUE PAID TO DATE</b>	<b>TOTAL PAID IN FY 20</b>
MSCO	BRADY TOOLS & EQUIPMENT   GTS FACILITY & EQUIPMENT AGREEMENT ATTACHED					\$ 38,220		\$ 38,220
MUNCIE TRANSIT SUPPLY	BUS PARTS & SUPPLIES					\$ 21,262		\$ 21,262
MUSGROVE TRIAL FIRM, LLC	LEGAL SETTLEMENT					\$ 24,900		\$ 24,900
MV CONTRACT TRANSPORTATION, INC.	MOBILITY OPERATIONS AND MAINTENANCE SERVICES	P34324	3/4/2016	3 Years 2(1) Year Options	\$ 138,559,256		\$ 110,974,733	\$ 27,148,940
MY PHAM P.C.	LEGAL SETTLEMENT					\$ 25,000		\$ 25,000
NCC Group Security Services, Inc.	PENETRATION TESTING OF TRAIN CONTROL/SUPERVISORY CONTROL	L45997	5/6/2020	1 Year	\$ 153,022			
NCH CORPORATION DBA CERTIFIED LABORATORIES	PROCUREMENT OF ANTIMICROBIAL GROWTH AGENT	Q43808	11/26/2019	2 Years w/ 1(1) Year Option	\$ 111,144			
NEOPART TRANSIT LLC	REPLACEMENT CALIBER PROJECT AT BROWNS MILL DUE TO REBUILD FAILURES.					\$ 198,090		\$ 198,090
NEOPART TRANSIT LLC	BUS PARTS & SUPPLIES					\$ 67,800		\$ 67,800
NETX INFORMATION SYSTEMS, INC.	PROFESSIONAL SERVICES FOR ALTIRIS SERVICEDESK 8.1 UPGRADE	L43192	7/19/2019	3 months	\$ 49,200		\$ 47,069	\$ 47,069
NEU, INC.	RAIL TRACK VACUUM SYSTEM	P43582			\$ 380,000			
NEUBERGER LAW, LLC	LEGAL SETTLEMENT					\$ 60,000		\$ 60,000
NEXEYA CANADA INC	PROCUREMENT OF ELECTRIC COUPLER BENCH TEST EQUIPMENT	Q42350	1/7/2019	1 year	\$ 33,456		\$ 33,456	\$ 22,940

**METROPOLITAN ATLANTA RAPID TRANSIT AUTHORITY**

**PAYMENTS AND CONTRACTS \$20,000 OR MORE**

**(FOR THE PERIOD OF JULY 1, 2019 THROUGH JUNE 30, 2020)**

<b>NAME</b>	<b>PURPOSE</b>	<b>CONTRACT #</b>	<b>AWARD DATE</b>	<b>TERM</b>	<b>AWARD AMOUNT</b>	<b>PAYMENTS MADE VIA SMALL PURCHASES, PO OR OTHER</b>	<b>CONTRACT VALUE PAID TO DATE</b>	<b>TOTAL PAID IN FY 20</b>
NEXTRAN TRUCK CENTER	NON-REVENUE VEHICLES - NEXTRAN TRUCK	B43297	1/13/2020	2 Years	\$ 132,500			
NORRED & ASSOCIATES, INC.	ARMED SECURITY GUARD COVERAGE FOR REVENUE OPERATIONS	B40399	5/3/2018	2 Years w/ 1(1) Year Options	\$ 753,152		\$ 366,664	\$ 203,678
NORTHEAST LUBRICANTS, LTD.	DIESEL EXHAUST FLUID	B41200	7/19/208	3 Years w/1(1) Year Options	\$ 354,000		\$ 159,509	\$ 88,985
NORTHSIDE HOSPITAL	WORKER'S COMPENSATION PAYMENT					\$ 34,554		\$ 34,554
OFFICE IMAGES, INC.	LURAY CHAIRS, QUANTITY 36					\$ 22,363		\$ 22,363
OKONITE COMPANY	CABLE, ELECTRICAL, CONDUCTOR/AWD 1/750 MCM					\$ 95,970		\$ 95,970
ORACLE AMERICA, INC.	MAINTENANCE SUPPORT FOR ORACLE DATABASE, ERP, AND ID MANAGEMENT LICENSES	P27978	12/4/2012	6 Years	\$ 13,692,769		\$ 9,758,005	\$ 1,784,130
ORACLE AMERICA, INC.	ORACLE PRIMAVERA P6 CLOUD SERVICE, PRIMAVERA UNIFIER CLOUD SERVICE AND PROFESSIONAL CONSULTING SERVICES	P43333	4/9/2019	5 Years	\$ 1,486,207		\$ 463,716	\$ 420,790
ORACLE AMERICA, INC.	ORACLE CLOUD SERVICE					\$ 43,032		\$ 43,032
ORIGAMI RISK, LLC	RISK MANAGEMENT INFORMATION SAAS SYSTEM	P44741	11/26/2019	3 Years 2(1) Year Options	\$ 990,885		\$ 164,585	\$ 164,585
ORR, BROWN & BILLUPS, LLP	LEGAL SETTLEMENT					\$ 64,933		\$ 64,933
OUTSYSTEMS, INC.	OUTSYSTEMS SOFTWARE	P42834	10/23/2018	1 Year	\$ 194,943		\$ 112,957	\$ 112,957
OVERHEAD DOOR CO. OF ATLANTA	REPLACEMENT AND REPAIR OF ROLL GRILLE DOORS	Q44657	9/10/2019	1 Year	\$ 157,869		\$ 65,245	\$ 40,369

**METROPOLITAN ATLANTA RAPID TRANSIT AUTHORITY**

**PAYMENTS AND CONTRACTS \$20,000 OR MORE**

**(FOR THE PERIOD OF JULY 1, 2019 THROUGH JUNE 30, 2020)**

<b>NAME</b>	<b>PURPOSE</b>	<b>CONTRACT #</b>	<b>AWARD DATE</b>	<b>TERM</b>	<b>AWARD AMOUNT</b>	<b>PAYMENTS MADE VIA SMALL PURCHASES, PO OR OTHER</b>	<b>CONTRACT VALUE PAID TO DATE</b>	<b>TOTAL PAID IN FY 20</b>
PANDROL USA LP	WELDER CERTIFICATION TRAINING CLASS, RAILTECH BOUTE WELDING KITS, TRAVEL EXPENSE FOR TRAINING, DELIVERY					\$ 27,230		\$ 27,230
PARLAY MARKETING PARTNERS, LLC	PROFESSIONAL SERVICES FOR PUBLIC RELATIONS AND MARKETING	L43596	2/12/2019	1 Year	\$ 180,000		\$ 180,000	\$ 120,000
PARLAY MARKETING PARTNERS, LLC	PROFESSIONAL COMMUNICATIONS SERVICES					\$ 22,500		\$ 22,500
PCMG, INC.	ANNUAL RENEWAL OF DUO SECURITY SOFTWARE SUBSCRIPTIONS - DUO MFA EDITION					\$ 34,400		\$ 34,400
PERFORMANCE FRICTION CORPORATION	PARTS - BRAKE LINING SETS - BUS					\$ 37,843		\$ 37,843
PERFORMANCE REVIEW INSTITUTE, INC.	REGISTRAR AND EXTERNAL AUDITOR FOR ISO 14001 EMS	L38702	12/5/2016	3 Years	\$ 180,776		\$ 115,994	\$ 41,840
PINNACLE PUBLIC FINANCE, INC.	AUTHORITY-WIDE ENERGY SAVINGS PERFORMANCE CONTRACT	P37274-A	10/31/2017	17 Years	\$ 36,167,998		\$ 1,906,860	\$ 1,906,860
PINNACLE TOWERS, LLC	LEASE AGREEMENT FOR RADIO ANTENNA SITE (CROWN CASTLE) - STONE MOUNTAIN	L40123	10/26/2017	60 Months w/ 3 (5) Year Options	\$ 264,572		\$ 153,077	\$ 55,401
PITNEY BOWES, INC.	PURCHASE OF SENDSUITE TRACKING.,PURCHASE OF MULTIPLE SITE UNLIMITED WORKSTATION.PURCHASE-					\$ 43,308		\$ 43,308
PITNEY BOWES, INC.	PITNEY BOWES RESERVE ACCOUNT		6/17/2019	1 Year	\$ 78,000		\$ 78,000	\$ 78,000
POLARIS ASSOCIATES, INC.	ORBIT ANALYSIS	P40985	3/14/2018	1 Year	\$ 176,269		\$ 196,269	\$ 20,000
POLARIS ASSOCIATES, INC.	ORBIT ANALYTICS SOFTWARE MAINTENANCE SUPPORT	P45361	2/14/2029	3 Years	\$ 143,998		\$ 95,998	\$ 95,998
POLARIS ASSOCIATES, INC.	RENEWAL OF MAINTENANCE SUPPORT FOR POLARIS REPORTING WORKBENCH FOR SELF-SERVICE. TERM: 12/30/19 -12/29/20					\$ 23,848		\$ 23,848

METROPOLITAN ATLANTA RAPID TRANSIT AUTHORITY

PAYMENTS AND CONTRACTS \$20,000 OR MORE

(FOR THE PERIOD OF JULY 1, 2019 THROUGH JUNE 30, 2020)

NAME	PURPOSE	CONTRACT #	AWARD DATE	TERM	AWARD AMOUNT	PAYMENTS MADE VIA SMALL PURCHASES, PO OR OTHER	CONTRACT VALUE PAID TO DATE	TOTAL PAID IN FY 20
POST GLOVER RESISTORS INC	RAIL CAR BRAKE PARTS					\$ 41,693		\$ 41,693
PREBULA & ASSOCIATES LLC	LEGAL SETTLEMENT					\$ 120,000		\$ 120,000
PRESIDIO NETWORKED SOLUTIONS	ASSESSMENT OF THE VOICE INTERNET PROTOCOL (VOIP) NETWORK	L39803	11/3/2017	2 Years, 5 months	\$ 92,500		\$ 62,206	\$ 22,894
PRESIDIO NETWORKED SOLUTIONS	DATA NETWORK CORE REFRESH	P40270	11/3/2017	2 Years and 11 Months	\$ 2,025,121		\$ 1,959,648	\$ 112,500
PRESIDIO NETWORKED SOLUTIONS	COMMUNICATIONS - SEVERAL TRANSCEIVERS AND CABLES					\$ 24,607		\$ 24,607
PRESIDIO NETWORKED SOLUTIONS	RENEWAL OF THE F5 LOAD BALANCERS HARDWARE MAINTENANCE SUPPORT					\$ 82,143		\$ 82,143
PRESIDIO NETWORKED SOLUTIONS	RENEWAL OF NINTEX					\$ 24,404		\$ 24,404
PRESIDIO NETWORKED SOLUTIONS	RENEWAL OF SPLUNK CLOUD SUBSCRIPTION					\$ 187,200		\$ 187,200
PRESIDIO NETWORKED SOLUTIONS	RENEWAL OF VMWARE PRODUCTION SUPPORT COVERAGE					\$ 62,069		\$ 62,069
PRESS-SEAL GASKET CORPORATION	35HP DIESEL AIR COOLED ENGINE					\$ 23,225		\$ 23,225
PROGRESSIVE SUPPLY	VARIOUS PARTS & SUPPLIES					\$ 20,000		\$ 20,000
PUBLIC FACILITIES & SERVICES	BUS SHELTERS INSTALLATION	Q42636	4/3/2019	18 Months	\$ 161,870		\$ 144,230	\$ 144,230
QUANTUM-MAC INTERNATIONAL INC.	GENERAL CONSTRUCTION SERVICES FOR MARTA FACILITIES PROJECTS	Q16518	9/23/2018	1 Year	\$ 195,000		\$ 174,556	\$ 23,981



METROPOLITAN ATLANTA RAPID TRANSIT AUTHORITY

PAYMENTS AND CONTRACTS \$20,000 OR MORE

(FOR THE PERIOD OF JULY 1, 2019 THROUGH JUNE 30, 2020)

NAME	PURPOSE	CONTRACT #	AWARD DATE	TERM	AWARD AMOUNT	PAYMENTS MADE VIA SMALL PURCHASES, PO OR OTHER	CONTRACT VALUE PAID TO DATE	TOTAL PAID IN FY 20
QUESTER TANGENT CORPORATION	FIMS FIRMWARE UPGRADE	P44073	11/12/2019	18 Months	\$ 125,300			
R.L. BANKS & ASSOCIATES, INC.	ADVISORY SERVICES FOR COMMUTER RAILROAD COORDINATION & NEGOTIATIONS	L43838	4/1/2019	2 Years	\$ 100,000		\$ 81,313	\$ 81,313
RAILROAD FRICTION PRODUCTS CORP.	RAIL CAR BRAKE PARTS & SUPPLIES					\$ 63,105		\$ 63,105
RAILWORKS TRACK SYSTEM, INC.	TRACK RENOVATION PHASE IV - RUNNING RAIL, SWITCH STEEL, TIE & FASTENER REPLACEMENT	B31586	11/9/2018	2229 Days	\$ 133,570,361		\$ 29,789,839	\$ 29,109,385
RAM INDUSTRIAL SERVICES, INC.	SMALL AC MOTOR OVERHAUL AND REPAIR SERVICES	B41130	8/3/2018	2 Years w/ 1(1) Year Option	\$ 688,121		\$ 220,057	\$ 165,400
RANDAL FRY LAW FIRM LLC	LEGAL SETTLEMENT					\$ 22,500		\$ 22,500
READY FITNESS	PROCUREMENT OF FITNESS EQUIPMENT	P44585	8/16/2019	1 year	\$ 123,128		\$ 123,128	\$ 123,128
READY2GO RESTROOM TRAILERS	3 STATION PORTABLE RESTROOMS, QUANTITY ONE					\$ 35,619		\$ 35,619
READY2GO RESTROOM TRAILERS	MODIFIED CONTAINER OFFICE SPACE					\$ 27,140		\$ 27,140
REBECCA KAY SAPP LAW FIRM, LLC	LEGAL SETTLEMENT					\$ 25,000		\$ 25,000
REBEL & REASON LLC	PROFESSIONAL SERVICES FOR A GO TO MARKET STRATEGY FOR THE MOBILE FARE PAYMENT SYSTEM	L44873	9/20/2019	6 Months	\$ 37,350		\$ 37,350	\$ 37,350
REEVES YOUNG, LLC	INMAN PARK PEDESTRIAN BRIDGE REHABILITATION	B30682	3/8/2018	1 Year w/ 3(1) Year Options	\$ 6,921,418		\$ 6,918,918	\$ 4,686,151
RELIANT BUILDING SOLUTIONS, LLC	PROCUREMENT OF UNDERPASS REHABILITATION AT WILLINGHAM DR. AND ROCKYFORD RD.	Q43081	8/26/2019	1 year	\$ 119,500		\$ 119,500	\$ 60,650

METROPOLITAN ATLANTA RAPID TRANSIT AUTHORITY

PAYMENTS AND CONTRACTS \$20,000 OR MORE

(FOR THE PERIOD OF JULY 1, 2019 THROUGH JUNE 30, 2020)

NAME	PURPOSE	CONTRACT #	AWARD DATE	TERM	AWARD AMOUNT	PAYMENTS MADE VIA SMALL PURCHASES, PO OR OTHER	CONTRACT VALUE PAID TO DATE	TOTAL PAID IN FY 20
RESOURCE SUPPLY MANAGEMENT	LANDFILL GAS CREDITS CONSULTING SERVICES	L45544	1/15/2020	1 Year	\$ 24,000			
RESURGENS FAYETTE SURGERY CENTER LLC	WORKER'S COMPENSATION PAYMENT					\$ 22,595		\$ 22,595
ROBBINS GOVERNMENT RELATIONS LLC	PROFESSIONAL SERVICES FOR LOBBYING - ROBINS GOV	L43211	1/10/2019	6 months	\$ 90,000		\$ 75,000	\$ 30,000
ROBBINS GOVERNMENT RELATIONS LLC	PROFESSIONAL SERVICES FOR LOBBYING, ROBINS GOVERNMENT RELATIONS, LLC	L45758	1/1/2020	4 months	\$ 60,000		\$ 60,000	\$ 15,000
ROBERT TUCKER	LEGAL SETTLEMENT					\$ 20,000		\$ 20,000
ROBIN MCKENZIE	LEGAL SETTLEMENT					\$ 22,278		\$ 22,278
ROYAL SHREDDING LLC	ON-SITE CONFIDENTIAL SHREDDING SERVICES	Q43947	8/15/2019	3 Years w/ 2(1) Year Options	\$ 27,430		\$ 1,319	\$ 1,319
RYDE GRADING INC.	BRADY MOBILITY PARKING RE-STRIPING	Q44462	5/11/2020	120 Days	\$ 199,919			
SABA SOFTWARE (CANADA) INC.	ADDITIONAL FUNDS FOR THE RENEWAL OF THE EMPLOYEE ONLINE PERFORMANCE MANAGEMENT SYSTEM	P44358	7/23/2019	3 Years	\$ 227,372		\$ 74,533	\$ 74,533
SAFEWARE INC	SPECIAL WEAPONS AND TACTIC (SWAT) VESTS	Q44767	3/17/2020	10 Months	\$ 77,296			
SANDERS, PRINCE	LEGAL SETTLEMENT					\$ 110,000		\$ 110,000
SCANNA MSC INC.	SCANX SCOUT & ACCESSORIES					\$ 28,376		\$ 28,376
SCHINDLER ELEVATOR CORPORATION	ELEVATOR AND ESCALATOR MAINTENANCE CONTRACT	P28505	8/5/2016	20 Years	\$ 149,859,706		\$ 23,494,086	\$ 6,117,799

**METROPOLITAN ATLANTA RAPID TRANSIT AUTHORITY**

**PAYMENTS AND CONTRACTS \$20,000 OR MORE**

**(FOR THE PERIOD OF JULY 1, 2019 THROUGH JUNE 30, 2020)**

<b>NAME</b>	<b>PURPOSE</b>	<b>CONTRACT #</b>	<b>AWARD DATE</b>	<b>TERM</b>	<b>AWARD AMOUNT</b>	<b>PAYMENTS MADE VIA SMALL PURCHASES, PO OR OTHER</b>	<b>CONTRACT VALUE PAID TO DATE</b>	<b>TOTAL PAID IN FY 20</b>
SCHINDLER ELEVATOR CORPORATION	ELEVATOR AND ESCALATOR REHABILITATION PROGRAM CONTRACT	P28505	8/5/2016	10 Years	\$ 67,837,171		\$ 33,876,340	\$ 11,887,877
SCHINDLER ELEVATOR CORPORATION	PROCUREMENT OF HYDRAULIC PASSENGER ELEVATOR AND INSTALLATION AT OAKLAND CITY RAIL STATION	P42633	4/4/2019	1 Yr	\$ 548,787		\$ 403,576	\$ 403,576
SECOVA, INC.	MARTA ON-LINE BENEFITS ADMINISTRATION AND ENROLLMENT SERVICES	P35714	2/6/2016	3 Years w/ 2 (1) Year Options	\$ 2,555,530		\$ 1,222,129	\$ 281,643
SECURIAN LIFE INSURANCE COMPANY	MARTA'S LIFE INSURANCE AND ACCIDENTAL DEATH AND DISMEMBERMENT INSURANCE	P32661	3/4/2015	3 Years w/ 2(1) Year Options	\$ 11,516,971		\$ 11,223,887	\$ 2,515,072
SECURUS TECHNOLOGIES INC.	RENEWAL POLICE MANAGEMENT INFORMATION SYSTEM (PAMET) SOFTWARE AND LICENSES	P45416			\$ 109,027			
SECUTOR CONSULTING LLC	QUALYS PUBLIC SECTOR ANNUAL SUBSCRIPTION					\$ 74,943		\$ 74,943
SEED PODS, LLC	GRANT STREET ART IN TRANSIT	P39947	2/5/2018	2 Years 8 months	\$ 126,854		\$ 95,353	\$ 69,312
SHARP BUSINESS SYSTEMS	CAMERA, CEILING SURFACE MOUNT, VISION, DOME					\$ 20,146		\$ 20,146
SHI INTERNATIONAL CORP.	RENEWAL OF MAINTENANCE SUPPORT AGREEMENT FOR EKTRON CONTENT MANAGEMENT SYSTEM (CMS400 ENTERPRISE) TERM: 4/3/2020 - 4/2/2021 PREVIOUS PO 201905879					\$ 31,124		\$ 31,124
SHL USA INC.	SHL ASSESSMENTS FOR NEW HIRES AND PROMOTIONS	P43020	2/20/2019	1 year	\$ 87,105		\$ 76,056	\$ 76,056
SIEMENS MOBILITY, INC.	TECHNICAL SUPPORT AND SPARE SUPPLY SERVICES FOR THE ATLANTA STREETCAR S70 LIGHT RAIL VEHICLES	FC-9839	11/8/2017	4 Years	\$ 3,367,800		\$ 1,688,285	\$ 1,126,985
SIERRA WIRELESS AMERICA, INC.	PROFESSIONAL SERVICES TO PROVIDE AIRLINK MOBILITY MANAGER (AMM) MAINTENANCE AND SUPPORT	L44248	8/16/2019	2 Years	\$ 386,104		\$ 386,104	\$ 386,104

**METROPOLITAN ATLANTA RAPID TRANSIT AUTHORITY**

**PAYMENTS AND CONTRACTS \$20,000 OR MORE**

**(FOR THE PERIOD OF JULY 1, 2019 THROUGH JUNE 30, 2020)**

<b>NAME</b>	<b>PURPOSE</b>	<b>CONTRACT #</b>	<b>AWARD DATE</b>	<b>TERM</b>	<b>AWARD AMOUNT</b>	<b>PAYMENTS MADE VIA SMALL PURCHASES, PO OR OTHER</b>	<b>CONTRACT VALUE PAID TO DATE</b>	<b>TOTAL PAID IN FY 20</b>
SIERRA WIRELESS AMERICA, INC.	ROUTER, DUAL CHANNEL MG90, VEHICLE GRADE ROUTER, FOR REMOTE COMMUNICATION SIM AND WIFI TO VSCS CAMERA SYSTEM					\$ 80,505		\$ 80,505
SIERRA WIRELESS AMERICA, INC.	AIRLINK MOBILITY MANAGER (AMM) SOFTWARE WIFI ON VEHICLES					\$ 25,918		\$ 25,918
SIGNAL POINT SYSTEMS, INC. DBA LYNX POWER SYSTEMS	PROCUREMENT OF GENERATOR INSPECTION AND REPAIR SERVICES AUTHORITY-WIDE	Q42666	12/12/2018	2 Years	\$ 151,700		\$ 81,234	\$ 60,366
SIMME, LLC	SINGLE SOURCE PURCHASE OF SIMME SEAT AMENITIES	P44221	5/14/2019	5 Years	\$ 98,285		\$ 98,285	\$ 98,285
SIMMONS MACHINE TOOL CORP.	PROCUREMENT OF RAIL CAR MAINT. WHEEL TRUING MACHINES MAINT. & REPAIR SERVICES	B40732	7/13/2018	2 Years w/ 2(1) Year Options	\$ 230,460		\$ 31,603	\$ 24,019
SOUTH EAST SWITCHGEAR, LLC	LAKEWOOD STATION EMERGENCY PROCUREMENT						\$ 55,000	\$ 55,000
SOUTHEAST LINK	GENEON WALL MOUNTED GENERATOR	P46490	3/13/2020	30 days	\$ 78,749		\$ 78,749	\$ 78,749
SOUTHERN TECHNOLOGIES CORP.	RAIL CAR PARTS					\$ 180,985		\$ 180,985
SOUTHERN TEXTILE RENTAL SERVICES, LLC	PROCUREMENT OF DISPOSAL UNITS	Q45158	2/21/2020	2 Years w/ 3(1) Year Options	\$ 99,461			
SOVEREIGN SYSTEMS, LLC	RENEWAL OF MANAGEENGINE AD360 AD MANAGEMENT PROFESSIONAL EDITION					\$ 22,224		\$ 22,224
SP PETROLEUM TRANSPORTERS, INC.	REMOVAL & DISPOSAL OF INDUSTRIAL WASTE WATER AND SLUDGE FROM VARIOUS MARTA FACILITIES	B38935	10/27/2017	2 Years w/ 3(1) Year Options	\$ 2,742,640		\$ 1,835,009	\$ 719,254
SPECIALIZED PRODUCTS COMPANY	FLUKE TI401 PRO THERMAL IMAGER					\$ 23,103		\$ 23,103

METROPOLITAN ATLANTA RAPID TRANSIT AUTHORITY

PAYMENTS AND CONTRACTS \$20,000 OR MORE

(FOR THE PERIOD OF JULY 1, 2019 THROUGH JUNE 30, 2020)

NAME	PURPOSE	CONTRACT #	AWARD DATE	TERM	AWARD AMOUNT	PAYMENTS MADE VIA SMALL PURCHASES, PO OR OTHER	CONTRACT VALUE PAID TO DATE	TOTAL PAID IN FY 20
SPENERGY LLC	BUS DETERGENT/DEGREASER	B44237	1/31/2020	2 Years, w (1) - 1 Year Option	\$ 646,650		\$ 68,491	\$ 140,201
SPERRY RAIL SERVICE	PROCUREMENT OF ULTRASONIC TESTING SERVICES FOR RUNNING RAIL	B38714	2/8/2018	3 Years w/ 2(1) Year Option	\$ 768,973		\$ 211,613	\$ 77,582
SPRINT PCS	STATE OF GEORGIA AUTHORITY WIDE WIRELESS COMMUNICATION DEVICES & SERVICES	P43091	1/22/2019	2 year option	\$ 698,864		\$ 64,269	\$ 22,987
SQUAREPAC SERVICES, LTD	KIT, BRUSH-BOX, CQ310/311/312, TRUCK					\$ 75,150		\$ 75,150
STADLER US, INC.	PROCUREMENT OF NEW RAIL CARS	P38186	11/14/2019	150 Months	\$ 646,283,716		\$ 17,667,737	\$ 17,667,737
STAPLES BUSINESS ADVANTAGE	SPEC FURNITURE - 44 ROUND TABLES, 206 CHAIRS, 26 SQUARE TABLES					\$ 145,033		\$ 145,033
STATE BOARD OF WORKERS' COMPENSATION	FY'20ANNUALASSESSMENT					\$ 42,632		\$ 42,632
STORAGE ENGINE, INC.	SAN STORAGE UPGRADE AND COMMVAULT BACKUP SOLUTION	P42136	7/30/2018	3 years	\$ 3,382,500		\$ 2,449,112	\$ 102,024
SWIGER COIL SYSTEMS A WABTEC CO	AC TRACTION MOTOR OVERHAUL AND REPAIR SERVICES	B38305	9/20/2017	3 Years w/ 1(1) Year Option	\$ 6,681,030		\$ 1,937,215	\$ 938,565
TECHNICAL & SCIENTIFIC APPLICATION, INC.	PROCURE NEW HP GENERATION 8 SERVERS					\$ 182,004		\$ 182,004
TECHNICAL & SCIENTIFIC APPLICATION, INC.	RENEWAL OF VMWARE VSPHERE ENTERPRISE					\$ 172,504		\$ 172,504
TECHNICAL MAINTENANCE INC.	CALIBRATION SERVICES FOR TEST EQUIPMENT	Q44632	12/4/2019	2 Years	\$ 183,776		\$ 27,988	\$ 27,988
TECHNOLOGY INTERNATIONAL, INC.	PROCUREMENT OF SWITCH HEATERS	Q43502	3/27/2020	6 Months	\$ 61,774			

**METROPOLITAN ATLANTA RAPID TRANSIT AUTHORITY**

**PAYMENTS AND CONTRACTS \$20,000 OR MORE**

**(FOR THE PERIOD OF JULY 1, 2019 THROUGH JUNE 30, 2020)**

<b>NAME</b>	<b>PURPOSE</b>	<b>CONTRACT #</b>	<b>AWARD DATE</b>	<b>TERM</b>	<b>AWARD AMOUNT</b>	<b>PAYMENTS MADE VIA SMALL PURCHASES, PO OR OTHER</b>	<b>CONTRACT VALUE PAID TO DATE</b>	<b>TOTAL PAID IN FY 20</b>
TENNANT SALES AND SERVICE CO.	T600 WALK BEHIND SCRUBBER 800 MM/32" DISK					\$ 71,414		\$ 71,414
TESTFORCE USA, INC.	MULTIPLE RADIO AND DIGITAL PARTS					\$ 190		\$ 190
THE AFTERMARKET PARTS COMPANY, LLC	BUS PARTS & SUPPLIES					\$ 1,480,624		\$ 1,480,624
THE ASSOCIATED PRESS	THREE (3) YEAR RENEWAL SUBSCRIPTION ASSOCIATED PRESS AP NEWSFEED					\$ 18,000		\$ 18,000
THE BALAMS FIRM, LLC	LEGAL SETTLEMENT					\$ 25,000		\$ 25,000
THE BUS CENTER ATLANTA, LLC	PROCUREMENT OF NON-REVENUE VEHICLES - THE BUS CENTER ATLANTA	B43297	12/26/2019	2 years	\$ 365,600		\$ 365,600	\$ 365,600
THE COLLABORATIVE FIRM, LLC	SYSTEM AND CORRIDOR PLANNING SUPPORT	L42993	12/19/2018	18 months	\$ 183,115		\$ 102,995	\$ 102,995
THE DAVIS BOZEMAN LAW FIRM, P.C.	LEGAL SETTLEMENT					\$ 25,000		\$ 25,000
THE ICEBOX COOL STUFF, LLC	SHIRTS IN VARIOUS SIZES					\$ 23,246		\$ 23,246
THE LAW OFFICE OF TROY P. HENDRICK, PC	LEGAL SETTLEMENT					\$ 20,000		\$ 20,000
THE NORTH HIGHLAND COMPANY LLC	CONDUCT ASSESSMENT OF HUMAN RESOURCES OPERATIONS	L44637	9/17/2019	9 Months	\$ 127,000		\$ 39,500	\$ 39,500
THE RHODES GROUP, INC.	CLAIMS ANALYSIS	L46585	4/22/2020	1 year	\$ 190,000			
THE ROTH FIRM, LLC	LEGAL SETTLEMENT					\$ 25,000		\$ 25,000

**METROPOLITAN ATLANTA RAPID TRANSIT AUTHORITY**

**PAYMENTS AND CONTRACTS \$20,000 OR MORE**

**(FOR THE PERIOD OF JULY 1, 2019 THROUGH JUNE 30, 2020)**

<b>NAME</b>	<b>PURPOSE</b>	<b>CONTRACT #</b>	<b>AWARD DATE</b>	<b>TERM</b>	<b>AWARD AMOUNT</b>	<b>PAYMENTS MADE VIA SMALL PURCHASES, PO OR OTHER</b>	<b>CONTRACT VALUE PAID TO DATE</b>	<b>TOTAL PAID IN FY 20</b>
THE SANDERS LAW GROUP, LLC	LEGAL SETTLEMENT					\$ 120,000		\$ 120,000
THE SANDERS LAW GROUP, LLC	LEGAL SETTLEMENT					\$ 21,000		\$ 21,000
THE SEGAL COMPANY (SOUTHEAST), INC.	GROUP HEALTH PROFESSIONAL CONSULTING SERVICES	L46307	2/27/2020	10 Months	\$ 88,000		\$ 83,664	\$ 83,664
THE SERVICE FORT, LLC	JANITORIAL SERVICES AT MARTA HQ	B42862	4/16/2019	2 Years w/ 3(1) Years Options	\$ 1,525,212		\$ 326,975	\$ 304,713
THERMO KING ATLANTA, INC.	HVAC UNITS AND HVAC REPAIR PARTS FOR BUSES					\$ 52,614		\$ 52,614
THERMO KING ATLANTA, INC.	HVAC UNITS AND HVAC REPAIR PARTS FOR BUSES					\$ 146,542		\$ 146,542
THUNDERCAT TECHNOLOGY, LLC	PROFESSIONAL SERVICES FOR SYMANTEC ENDPOINT PROTECTION ENHANCEMENTS	L42610	6/3/2019	2 months 17 days	\$ 23,274		\$ 23,274	\$ 23,274
TIBCO SOFTWARE, INC.	MARTA COMMUNICATIONS SERVICE MANAGER	L39782	9/21/2017	3 Years	\$ 282,089		\$ 225,134	\$ 26,460
TIMOTHY W. STORM & ASSOCIATES	LEGAL SETTLEMENT					\$ 175,000		\$ 175,000
TITAN TECHNOLOGY SOLUTIONS US, INC.	WEBTITAN CONTENT FILTERING SERVICE FOR WI-FI ON MOBILITY, BUSES AND RAIL SERVICE	P45224	3/19/2020	5 Years	\$ 270,900		\$ 54,180	\$ 54,180
T-MOBILE	CELLULAR TELECOMMUNICATION SERVICES	P38056	12/30/2016	3 Years w/ 2(1) Year Options	\$ 2,594,070		\$ 1,588,510	\$ 1,460,124
TOLAR MANUFACTURING COMPANY, INC.	BUS SHELTERS PURCHASE	P43744	3/22/2019	1 year	\$ 193,235		\$ 193,185	\$ 193,185
TOLAR MANUFACTURING COMPANY, INC.	SOLE SOURCE PURCHASE OF BUS STOP AMENITIES	P44002	6/17/2019	5 Years	\$ 7,576,795		\$ 1,403,065	\$ 1,102,855

METROPOLITAN ATLANTA RAPID TRANSIT AUTHORITY

PAYMENTS AND CONTRACTS \$20,000 OR MORE

(FOR THE PERIOD OF JULY 1, 2019 THROUGH JUNE 30, 2020)

NAME	PURPOSE	CONTRACT #	AWARD DATE	TERM	AWARD AMOUNT	PAYMENTS MADE VIA SMALL PURCHASES, PO OR OTHER	CONTRACT VALUE PAID TO DATE	TOTAL PAID IN FY 20
TRANSIT TRAINING SOLUTIONS, LLC	BUS, MOBILITY AND RAILCAR OPERATOR TRAINING ENHANCEMENTS	P39279	7/11/2018	3 Years w/2-1 Year Options	\$ 3,218,375		\$ 2,461,138	\$ 767,647
TRANSTECH OF S.C., INC.	#33554 COLLECTOR PADDLE/SHUNT KITS INVENTORY - EXPEDITE REQUESTED					\$ 7,650		
TRANSTECH OF S.C., INC.	TRANSIT ELECTRIFICATION PRODUCTS					\$ 225,356		\$ 225,356
TRAPEZE SOFTWARE GROUP, INC.	TRAPEZE MASTER AGREEMENT	P34149	12/1/2014	9 Years	\$ 24,742,558		\$ 12,791,001	\$ 2,288,525
TRENDCO SUPPLY, INC	MASK, FACE, 3 PLY PLEATED PERSONAL PROTECTIVE FACIAL MASK, 50 PER BOX, LATEX FREE					\$ 33,000		\$ 33,000
TRESCO INDUSTRIES LTD	FURNITURE INSTALLATION EXPANSION/IOC CONVERSION PROJECT	P43037						\$ 612,078
TROUTMAN SANDERS LLP	PROFESSIONAL SERVICES FOR STATE LOBBYING	L45756	1/10/2020	3 Months	\$ 32,000		\$ 16,000	\$ 16,000
TTA SYSTEMS LLC	PROCUREMENT OF CQ311 / CQ312 TRUCK MODIFICATION SERVICES	B33292	5/19/2015	7 Years	\$ 7,902,021		\$ 6,665,019	\$ 1,486,876
TURBO POWER SYSTEMS, LTD	ELECTRICAL MOTORS, GENERATORS AND POWER ELECTRONICS					\$ 408,841		\$ 408,841
TURNBULL, CAIN & HOLCOMB, LLC	LEGAL SETTLEMENT					\$ 23,826		\$ 23,826
UBER	UBER VOUCHERS FOR CUSTOMERS IMPACTED BY PLANNED AND UNPLANNED SERVICE DISRUPTIONS	L46827	5/15/2020	12 Months w/ 1(6) Months	\$ 100,000			
UNIFIED RUBBER CORP	MOLDED RUBBER PRODUCTS					\$ 138,702		\$ 138,702



**METROPOLITAN ATLANTA RAPID TRANSIT AUTHORITY**

**PAYMENTS AND CONTRACTS \$20,000 OR MORE**

**(FOR THE PERIOD OF JULY 1, 2019 THROUGH JUNE 30, 2020)**

<b>NAME</b>	<b>PURPOSE</b>	<b>CONTRACT #</b>	<b>AWARD DATE</b>	<b>TERM</b>	<b>AWARD AMOUNT</b>	<b>PAYMENTS MADE VIA SMALL PURCHASES, PO OR OTHER</b>	<b>CONTRACT VALUE PAID TO DATE</b>	<b>TOTAL PAID IN FY 20</b>
UNIVERSITY OF GEORGIA	PROFESSIONAL SERVICES FOR ECONOMIC IMPACT AND LABOR MOBILITY STUDY	L43747	4/18/2019	1 year 3 months	\$ 162,800		\$ 146,971	\$ 146,971
UPMC BENEFIT MANAGEMENT SERVICES, INC.	LEAVE OF ABSENCE ADMINISTRATION SERVICES CONTRACT	P35334	5/1/2016	3 Years w/ 2(1) Year Options	\$ 1,705,750		\$ 1,374,831	\$ 290,434
USIS, INC. DBA AMERISYS	WORKER'S COMPENSATION/MANAGED CARE ORGANIZATION (MCO)	P42659	3/7/2019	2 Years w/ 3(1) Years Options	\$ 1,811,826		\$ 339,686	\$ 339,686
UTC RAIL & AIR SOURCES, INC.	PROCUREMENT OF AC WHEEL/AXLE OVERHAUL AND REPAIR SERVICES	B36724	7/14/2016	3 Years w/ 1(1) Year Option	\$ 9,428,161		\$ 4,339,761	\$ 918,190
VAPOR STONE RAIL SYSTEMS	VAPOR PARTS - CQ312 L-CARE PROJECT	P39430	10/19/2017	3 Years	\$ 4,894,164		\$ 869,881	\$ 375,455
VAPOR STONE RAIL SYSTEMS	REPLACEMENT/REPAIR PARTS FOR RAIL CARS					\$ 192,863		\$ 192,863
VEHICLE MAINTENANCE PRGM, INC.	MASK, FACE, 3 PLY PLEATED PERSONAL PROTECTIVE FACIAL MASK, 50 PER BOX, LATEX FREE					\$ 44,790		\$ 44,790
VINCENT R. LAURIA	LEGAL SETTLEMENT					\$ 25,000		\$ 25,000
VULCANITE AUSTRALIA	RAIL PARTS					\$ 42,000		\$ 42,000
W. W. WILLIAMS SE, INC.	BUS ENGINE AND TRANSMISSION OVERHAUL/REBUILD	B38222	3/24/2017	3 Years	\$ 2,338,602		\$ 2,331,151	\$ 54,243
W. W. WILLIAMS SE, INC.	BUS PARTS					\$ 592,209		\$ 592,209
W. WINSTON BRIGGS LAW FIRM	LEGAL SETTLEMENT					\$ 165,000		\$ 165,000
WABTEC PASSENGER TRANSIT	KIT, REBUILD, RAIL CAR, L-CARE, E-1-A DRIER	P39430	10/19/2017	3 Years	\$ 4,894,164		\$ 3,479,525	\$ 2,395,058

**METROPOLITAN ATLANTA RAPID TRANSIT AUTHORITY**

**PAYMENTS AND CONTRACTS \$20,000 OR MORE**

**(FOR THE PERIOD OF JULY 1, 2019 THROUGH JUNE 30, 2020)**

<b>NAME</b>	<b>PURPOSE</b>	<b>CONTRACT #</b>	<b>AWARD DATE</b>	<b>TERM</b>	<b>AWARD AMOUNT</b>	<b>PAYMENTS MADE VIA SMALL PURCHASES, PO OR OTHER</b>	<b>CONTRACT VALUE PAID TO DATE</b>	<b>TOTAL PAID IN FY 20</b>
WABTEC PASSENGER TRANSIT	AIR COMPRESSOR LCARE 42 MONTH REBUILD KIT & PARTS - J. SPURLIN (30 WKS. LEAD)					\$ 13,470		\$ 13,470
WABTEC PASSENGER TRANSIT	RAIL PARTS					\$ 390,032		\$ 390,032
WADE FORD	PROCUREMENT OF NON-REVENUE VEHICLES	P43290	7/26/2019	90 days	\$ 670,134		\$ 558,650	\$ 558,650
WADE FORD	PROCUREMENT OF NON-REVENUE VEHICLES	P43611	7/12/2019	70 days	\$ 466,666		\$ 325,366	\$ 325,366
WADE FORD	PROCUREMENT OF NON-REVENUE VEHICLES	P43792	7/12/2019	180 days	\$ 150,176		\$ 150,176	\$ 150,176
WALTON SIGNANGE, LTD	PROCUREMENT OF REGIONAL BUS STOP SIGNAGE	P40714	9/10/2019	5 Years	\$ 4,966,420			
WELLSTAR ATLANTA MEDICAL CENTER, INC.	WORKER'S COMPENSATION PAYMENT					\$ 45,943		\$ 45,943
WHITING SERVICES, INC.	INSPECTION/TESTING OF RAIL CAR LIFT EQUIPMENT	Q42483	4/18/2019	1 Year	\$ 168,192		\$ 147,121	\$ 147,121
WHITING SERVICES, INC.	ASSEMBLY, BRAKE, SOUTH YARD TRAIN JACKS, COMPLETE STEARNS BRAKE ASSEMBLY WITH PINION					\$ 55,776		\$ 55,776
WHOLESALE INDUSTRIAL ELECTRONICS	VARIOUS REPAIR PARTS					\$ 42,903		\$ 42,903
WHOLESALE INDUSTRIAL ELECTRONICS	DEVICE, CONTROL, TRACTION POWER SUB STATION, DIRECT CURRENT FDR BREAKER, GBSS, ABB POWER DISTRIBUTION					\$ 93,836		\$ 93,836
WILLIS INSURANCE SERVICES OF GA	CONSULTING SERVICES FOR MARTA'S MEDICAL PLANS	P39339	11/29/2017	3 years	\$ 198,000		\$ 282,975	\$ 160,000
WOOLPERT, INC.	PROFESSIONAL SERVICES FOR TOPOGRAPHIC SURVEYING SERVICES AT FIVE POINTS RAIL STATION	L46324	4/1/2020	1 Year	\$ 52,465		\$ 52,445	\$ 52,445

**METROPOLITAN ATLANTA RAPID TRANSIT AUTHORITY**

**PAYMENTS AND CONTRACTS \$20,000 OR MORE**

**(FOR THE PERIOD OF JULY 1, 2019 THROUGH JUNE 30, 2020)**

<b>NAME</b>	<b>PURPOSE</b>	<b>CONTRACT #</b>	<b>AWARD DATE</b>	<b>TERM</b>	<b>AWARD AMOUNT</b>	<b>PAYMENTS MADE VIA SMALL PURCHASES, PO OR OTHER</b>	<b>CONTRACT VALUE PAID TO DATE</b>	<b>TOTAL PAID IN FY 20</b>
WRIGHT EXPRESS FINANCIAL SVC.	FUEL PURCHASES FOR POLICE					\$ 224,978		\$ 224,978
WSP USA, INC.	MARTA'S PLANNING SUPPORT AND TECHNICAL SERVICES - WSP	P39820	1/10/2018	3 Years w/2-1 Year Options	\$ 12,635,701		\$ 3,376,725	\$ 1,485,364
XPEDX, LLC	TOWEL, PAPER, 8.5 INCHES X 16.5 INCHES, 100 PER POP-UP BOX, 800 PER CASE					\$ 32,476		\$ 32,476
ZAVERI ENTERPRISES, INC.	LENOX STATION BUS LOOP PAVEMENT REPLACEMENT	Q16464A	3/21/2019	160 Days	\$ 85,882		\$ 85,882	\$ 85,882
ZAYO FIBER SOLUTIONS, LLC.	DESIGN AND FURNISH WIDE AREA NETWORK (WAN) CONNECTIVITY-30 YEAR LEASE RFP P4955	P4955	9/7/2005	30 years	\$ 4,139,840		\$ 2,632,830	\$ 97,740
ZONAR SYSTEMS, INC.	ANNUAL SUBSCRIPTION FEE FOR ZONAR EVIR GSM DEVICE INSTALLED ON TRANSIT BUSES	P44672	7/5/2019	1 Year	\$ 69,587		\$ 69,587	\$ 69,587
ZONES, INC.	NEW PURCHASE OF AIRWATCH   VMWARE WORKSPACE FOR MOBILITY					\$ 41,022		\$ 41,022
<b>LIST OF NAMES</b>	<b>ELEVATOR AND ESCALATOR CONSULTING SERVICE</b>	<b>A/E 18466</b>	<b>1/1/2011</b>	<b>5 Yrs, 5 (1) Yr options</b>	<b>\$ 10,000,000</b>			
LERCH BATES, INC.	ELEVATOR AND ESCALATOR CONSULTING SERVICE	A/E 18466					\$ 8,831,190	\$ 1,612,631
<b>LIST OF NAMES</b>	<b>NOISE, VIBRATIONS, AND ACOUSTICAL CONSULTING SERVICES</b>	<b>A/E 22527</b>	<b>8/12/2012</b>	<b>5 Base and 5 (1) Yr Options</b>	<b>\$ 800,000</b>			
WILSON IHRIG & ASSOC INC	NOISE, VIBRATIONS, AND ACOUSTICAL CONSULTING SERVICES	A/E 22527					\$ 425,691	\$ 106,007

METROPOLITAN ATLANTA RAPID TRANSIT AUTHORITY

PAYMENTS AND CONTRACTS \$20,000 OR MORE

(FOR THE PERIOD OF JULY 1, 2019 THROUGH JUNE 30, 2020)

NAME	PURPOSE	CONTRACT #	AWARD DATE	TERM	AWARD AMOUNT	PAYMENTS MADE VIA SMALL PURCHASES, PO OR OTHER	CONTRACT VALUE PAID TO DATE	TOTAL PAID IN FY 20
LIST OF NAMES	STRUCTURAL INSPECTION ENGINEERING SERVICES	A/E 22541	8/21/2012	5 Base and 5 (1) Yr Options	\$ 5,250,000			
VOLKERT, INC.	STRUCTURAL INSPECTION ENGINEERING SERVICES	A/E 22541					\$ 3,649,695	\$ 579,343
LIST OF NAMES	SAFETY, HEALTH AND INDUSTRIAL HYGIENE CONSULTING SERVICES	A/E 24109	4/9/2013	5 years with 5 (1) year options	\$ 7,000,000			
APEX COMPANIES, LLC	SAFETY, HEALTH AND INDUSTRIAL HYGIENE CONSULTING SERVICES	A/E 24109					\$ 976,017	\$ 856,117
LIST OF NAMES	ENVIRONMENTAL ENGINEERING CONSULTING SERVICES	A/E 30754	1/26/2015	5 years 5 (1) year options	\$ 18,000,000			
URS CORPORATION	ENVIRONMENTAL ENGINEERING CONSULTING SERVICES	A/E 30754					\$ 14,503,236	\$ 1,384,703
LIST OF NAMES	MATERIALS TESTING CONSULTING SERVICES	A/E 31187	9/15/2014	5 Base and 5 (1) Yr Opts	\$ 6,000,000			
CARDNO ATC	MATERIALS TESTING CONSULTING SERVICES	A/E 31187					\$ 282,927	\$ 23,651

**METROPOLITAN ATLANTA RAPID TRANSIT AUTHORITY**

**PAYMENTS AND CONTRACTS \$20,000 OR MORE**

**(FOR THE PERIOD OF JULY 1, 2019 THROUGH JUNE 30, 2020)**

<b>NAME</b>	<b>PURPOSE</b>	<b>CONTRACT #</b>	<b>AWARD DATE</b>	<b>TERM</b>	<b>AWARD AMOUNT</b>	<b>PAYMENTS MADE VIA SMALL PURCHASES, PO OR OTHER</b>	<b>CONTRACT VALUE PAID TO DATE</b>	<b>TOTAL PAID IN FY 20</b>
<b>LIST OF NAMES</b>	<b>VEHICLE CONSULTING SERVICES (RAIL)</b>	<b>A/E 34733</b>	<b>2/10/2016</b>	<b>5 years</b>	<b>\$ 36,000,000</b>			
ATKINS NORTH AMERICA, INC.	BUS AND RAIL VEHICLE CONSULTING SERVICES	A/E 34733					\$ 251,936	\$ 25,806
LTK ENGINEERING SERVICES	VEHICLE CONSULTING SERVICES (RAIL)	A/E 34733					\$ 13,178,020	\$ 3,883,227
PARSONS BRINCKERHOFF INC	BUS AND RAIL VEHICLE CONSULTING SERVICES (RAIL)	A/E 34733					\$ 5,525,982	\$ 2,025,683
STV INCORPORATED	BUS AND RAIL VEHICLE CONSULTING SERVICES (BUS)	A/E 34733					\$ 333,950	\$ 164,322
<b>LIST OF NAMES</b>	<b>SYSTEMS ENGINEERING SERVICES</b>	<b>A/E 35014</b>	<b>1/13/2016</b>	<b>3 Year w/ 2 (1) Year Options</b>	<b>\$ 6,458,667</b>			
CH2M HILL, INC.	SYSTEMS ENGINEERING SERVICES	A/E 35014					\$ 1,499,334	\$ 953,900
PARSONS BRINCKERHOFF INC	SYSTEMS ENGINEERING SERVICES	A/E 35014					\$ 6,165,170	\$ 1,301,753
PARSONS TRANSPORTATION GROUP, INC.	SYSTEMS ENGINEERING SERVICES	A/E 35014					\$ 3,194,793	\$ 210,610
<b>LIST OF NAMES</b>	<b>SAFETY SPECIALIST SERVICES</b>	<b>A/E 35358</b>	<b>3/30/2016</b>	<b>3 year 2 year option</b>	<b>\$ 2,672,500</b>			
CH2M HILL, INC.	SAFETY SPECIALIST SERVICES	A/E 35358					\$ 409,301	\$ 176,232

**METROPOLITAN ATLANTA RAPID TRANSIT AUTHORITY**

**PAYMENTS AND CONTRACTS \$20,000 OR MORE**

**(FOR THE PERIOD OF JULY 1, 2019 THROUGH JUNE 30, 2020)**

<b>NAME</b>	<b>PURPOSE</b>	<b>CONTRACT #</b>	<b>AWARD DATE</b>	<b>TERM</b>	<b>AWARD AMOUNT</b>	<b>PAYMENTS MADE VIA SMALL PURCHASES, PO OR OTHER</b>	<b>CONTRACT VALUE PAID TO DATE</b>	<b>TOTAL PAID IN FY 20</b>
HNTB Corporation	SAFETY SPECIALIST SERVICES	A/E 35358					\$ 1,840,028	\$ 851,948
<b>LIST OF NAMES</b>	<b>PROGRAM AND PROJECT MANAGEMENT</b>	<b>A/E 37440-A</b>	<b>8/21/2017</b>	<b>3 Year w/ 2 (1) Year Options</b>	<b>\$ 15,900,000</b>			
ATKINS NORTH AMERICA, INC.	PROGRAM AND PROJECT MANAGEMENT	A/E 37440-A					\$ 13,576,259	\$ 5,961,547
HDR ENGINEERING, INC.	PROGRAM AND PROJECT MANAGEMENT SERVICES CONTRACT	A/E 37440-A					\$ 4,434,698	\$ 2,235,014
<b>LIST OF NAMES</b>	<b>OPERATIONS AND MAINTENANCE TECHNICAL SERVICES</b>	<b>A/E 37501</b>	<b>6/16/2017</b>	<b>3 base 2 (1) Yr Options</b>	<b>\$ 9,504,000</b>			
HNTB Corporation	OPERATIONS AND MAINTENANCE TECHNICAL SERVICES	A/E 37501					\$ 1,320,882	\$ 965,353
WSP USA, INC.	OPERATIONS AND MAINTENANCE TECHNICAL SERVICES	A/E 37501					\$ 127,338	\$ 127,338
<b>LIST OF NAMES</b>	<b>COMMUNICATION SYSTEMS &amp; ELECTRICAL ENGINEERING SERVICES - HNTB</b>	<b>A/E 37557</b>	<b>7/19/2017</b>	<b>Three (3) Years w/2 - 1 Year Options</b>	<b>\$ 9,266,940</b>			
HNTB Corporation	COMMUNICATION SYSTEMS & ELECTRICAL ENGINEERING SERVICES - HNTB	A/E 37557					\$ 2,542,123	\$ 1,289,834

METROPOLITAN ATLANTA RAPID TRANSIT AUTHORITY

PAYMENTS AND CONTRACTS \$20,000 OR MORE

(FOR THE PERIOD OF JULY 1, 2019 THROUGH JUNE 30, 2020)

NAME	PURPOSE	CONTRACT #	AWARD DATE	TERM	AWARD AMOUNT	PAYMENTS MADE VIA SMALL PURCHASES, PO OR OTHER	CONTRACT VALUE PAID TO DATE	TOTAL PAID IN FY 20
<b>LIST OF NAMES</b>	<b>LANDSCAPE ARCHITECTURAL SERVICES CONTRACT AE 38632</b>	<b>A/E 38632</b>	<b>7/19/2017</b>	<b>3 Years w/ 2(1) Year Options</b>	<b>\$ 778,000</b>			
SYLVATICA STUDIO LLC	LANDSCAPE ARCHITECTURAL SERVICES CONTRACT AE 38632	A/E 38632						\$ 27,588
<b>LIST OF NAMES</b>	<b>ARCHITECTURAL SERVICES</b>	<b>A/E 38670</b>	<b>8/22/2017</b>	<b>Three (3) Years w/2-1 Year Options</b>	<b>\$ 2,645,000</b>			
ARCHITECTURE GROUP, THE	ARCHITECTURAL SERVICES	A/E 38670					\$ 530,151	\$ 411,609
<b>LIST OF NAMES</b>	<b>GENERAL COUNSEL AND OTHER LEGAL SERVICES</b>	<b>P36180</b>	<b>2/1/2016</b>	<b>5 Years</b>	<b>\$ 19,000,000</b>			
APPELBAUM & ASSOC., P.C.	GENERAL COUNSEL AND OTHER LEGAL SERVICES	P36180					\$ 1,846,183	\$ 280,897
BRYAN CAVE LLP	GENERAL COUNSEL AND OTHER LEGAL SERVICES	P36180					\$ 414,337	\$ 23,556
CHILIVIS, GRUBMAN, DALBEY, & WARNER LLP	GENERAL COUNSEL AND OTHER LEGAL SERVICES	P36180					\$ 17,850	\$ 17,850
DONALD P. EDWARDS	GENERAL COUNSEL AND OTHER LEGAL SERVICES	P36180					\$ 1,463,083	\$ 287,341
E. W. GOGOLIN & ASSOCIATES, LLC	GENERAL COUNSEL AND OTHER LEGAL SERVICES	P36180					\$ 390,423	\$ 19,365
GRAY, RUST, ST. AMAND, MOFFETT & BRIESKE, LLP	GENERAL COUNSEL AND OTHER LEGAL SERVICES	P36180					\$ 1,198,801	\$ 202,297

**METROPOLITAN ATLANTA RAPID TRANSIT AUTHORITY**

**PAYMENTS AND CONTRACTS \$20,000 OR MORE**

**(FOR THE PERIOD OF JULY 1, 2019 THROUGH JUNE 30, 2020)**

<b>NAME</b>	<b>PURPOSE</b>	<b>CONTRACT #</b>	<b>AWARD DATE</b>	<b>TERM</b>	<b>AWARD AMOUNT</b>	<b>PAYMENTS MADE VIA SMALL PURCHASES, PO OR OTHER</b>	<b>CONTRACT VALUE PAID TO DATE</b>	<b>TOTAL PAID IN FY 20</b>
GREENBERG TRAUIG, LLP	GENERAL COUNSEL AND OTHER LEGAL SERVICES	P36180					\$ 2,367,484	\$ 1,646,607
HOLLAND & KNIGHT LLP	GENERAL COUNSEL AND OTHER LEGAL SERVICES	P36180					\$ 655,253	\$ 339,746
JACKSON LEWIS P.C.	GENERAL COUNSEL AND OTHER LEGAL SERVICES	P36180					\$ 354,600	\$ 46,822
JOSEPH D. YOUNG, P.C.	GENERAL COUNSEL AND OTHER LEGAL SERVICES	P36180					\$ 220,000	\$ 80,000
LEWIS BRISBOIS BISGAARD & SMITH	GENERAL COUNSEL AND OTHER LEGAL SERVICES	P36180					\$ 535,621	\$ 82,283
MABRY & MCCLELLAND, LLP	GENERAL COUNSEL AND OTHER LEGAL SERVICES	P36180					\$ 2,420,851	\$ 493,787
MOZLEY, FINLAYSON & LOGGINS, LLP	GENERAL COUNSEL AND OTHER LEGAL SERVICES	P36180					\$ 1,130,644	\$ 226,570
PARKER POE ADAMS & BERNSTEIN, LLP	GENERAL COUNSEL AND OTHER LEGAL SERVICES	P36180					\$ 10,672	\$ 10,672
ROBERT B. BAKER, P.C.	GENERAL COUNSEL AND OTHER LEGAL SERVICES	P36180					\$ 48,150	\$ 48,150
ROGERS & HARDIN LLP	GENERAL COUNSEL AND OTHER LEGAL SERVICES	P36180					\$ 202,960	\$ 174,827
THOMAS KENNEDY SAMPSON & TOMPKINS LLC	GENERAL COUNSEL AND OTHER LEGAL SERVICES	P36180					\$ 2,887,364	\$ 63,816



**METROPOLITAN ATLANTA RAPID TRANSIT AUTHORITY**

**PAYMENTS AND CONTRACTS \$20,000 OR MORE**

**(FOR THE PERIOD OF JULY 1, 2019 THROUGH JUNE 30, 2020)**

<b>NAME</b>	<b>PURPOSE</b>	<b>CONTRACT #</b>	<b>AWARD DATE</b>	<b>TERM</b>	<b>AWARD AMOUNT</b>	<b>PAYMENTS MADE VIA SMALL PURCHASES, PO OR OTHER</b>	<b>CONTRACT VALUE PAID TO DATE</b>	<b>TOTAL PAID IN FY 20</b>
<b>LIST OF NAMES</b>	<b>GENERAL CONSULTING PROFESSIONAL SERVICES FOR THE TECHNOLOGY DEPARTMENT IN FISCAL YEAR FY19 (JULY 1, 2018-JUNE 30, 2019)</b>	<b>P42148</b>	<b>5/31/2018</b>	<b>1 Year</b>	<b>\$ 9,595,250</b>			
AXIOM CORPORATION	GENERAL CONSULTING PROFESSIONAL SERVICES FOR THE TECHNOLOGY DEPARTMENT IN FISCAL YEAR FY19 (JULY 1, 2018-JUNE 30, 2019)	P42148					\$ 480,626	\$ 76,938
C2i SOLUTIONS, INC.	GENERAL CONSULTING PROFESSIONAL SERVICES FOR THE TECHNOLOGY DEPARTMENT IN FISCAL YEAR FY19 (JULY 1, 2018-JUNE 30, 2019)	P42148					\$ 451,373	\$ 67,352
CLIENTSOLV TECHNOLOGIES	GENERAL CONSULTING PROFESSIONAL SERVICES FOR THE TECHNOLOGY DEPARTMENT IN FISCAL YEAR FY19 (JULY 1, 2018-JUNE 30, 2019)	P42148					\$ 886,414	\$ 285,773
GANTEC CORPORATION	GENERAL CONSULTING PROFESSIONAL SERVICES FOR THE TECHNOLOGY DEPARTMENT IN FISCAL YEAR FY19 (JULY 1, 2018-JUNE 30, 2019)	P42148					\$ 1,228,656	\$ 166,920
GLOBAL INFOTECH LLC	TECHNOLOGY GENERAL CONSULTANT PROFESSIONAL SERVICES FOR THE TECHNOLOGY DEPARTMENT IN FISCAL YEAR 2019 (JULY 1, 2018-JUNE 30, 2019)	P42148					\$ 180,240	\$ 73,254
IT DIVISION, INC DBA APEIRO TECHNOLOGIES	GENERAL CONSULTING PROFESSIONAL SERVICES FOR THE TECHNOLOGY DEPARTMENT IN FISCAL YEAR FY19 (JULY 1, 2018-JUNE 30, 2019)	P42148					\$ 489,090	\$ 73,943
KFORCE, INC. & SUBSIDIARIES	GENERAL CONSULTING PROFESSIONAL SERVICES FOR THE TECHNOLOGY DEPARTMENT IN FISCAL YEAR FY19 (JULY 1, 2018-JUNE 30, 2019)	P42148					\$ 315,512	\$ 26,068
POLARIS ASSOCIATES, INC.	GENERAL CONSULTING PROFESSIONAL SERVICES FOR THE TECHNOLOGY DEPARTMENT IN FISCAL YEAR FY19 (JULY 1, 2018-JUNE 30, 2019)	P42148					\$ 2,116,054	\$ 400,398
STORAGE ENGINE, INC.	GENERAL CONSULTING PROFESSIONAL SERVICES FOR THE TECHNOLOGY DEPARTMENT IN FISCAL YEAR FY19 (JULY 1, 2018-JUNE 30, 2019)	P42148					\$ 311,625	\$ 48,750

**METROPOLITAN ATLANTA RAPID TRANSIT AUTHORITY**

**PAYMENTS AND CONTRACTS \$20,000 OR MORE**

**(FOR THE PERIOD OF JULY 1, 2019 THROUGH JUNE 30, 2020)**

<b>NAME</b>	<b>PURPOSE</b>	<b>CONTRACT #</b>	<b>AWARD DATE</b>	<b>TERM</b>	<b>AWARD AMOUNT</b>	<b>PAYMENTS MADE VIA SMALL PURCHASES, PO OR OTHER</b>	<b>CONTRACT VALUE PAID TO DATE</b>	<b>TOTAL PAID IN FY 20</b>
<b>LIST OF NAMES</b>	<b>GENERAL CONSULTANT PROFESSIONAL SERVICES FOR CAPITAL PROGRAMS AND DEVELOPMENT (OPERATIONS)</b>	<b>P42149</b>	<b>5/31/2018</b>	<b>1 Year</b>	<b>\$ 2,295,700</b>			
EPATHUSA	GENERAL CONSULTANT PROFESSIONAL SERVICES FOR CAPITAL PROGRAMS AND DEVELOPMENT (OPERATIONS)	P42149					\$ 306,022	\$ 99,562
INTUEOR CONSULTING, INC.	GENERAL CONSULTANT PROFESSIONAL SERVICES FOR CAPITAL PROGRAMS AND DEVELOPMENT (OPERATIONS)	P42149					\$ 1,269,775	\$ 329,078
<b>LIST OF NAMES</b>	<b>GENERAL CONSULTANT PROFESSIONAL SERVICES FOR THE MARTA POLICE DEPARTMENT</b>	<b>P42150</b>	<b>5/31/2018</b>	<b>1 Year</b>	<b>\$ 4,000,000</b>			
BY LIGHT PROFESSIONAL IT SERVICES, INC	GENERAL CONSULTANT PROFESSIONAL SERVICES FOR THE MARTA POLICE DEPARTMENT	P42150					\$ 889,261	\$ 164,100
CLIENTSOLV TECHNOLOGIES	GENERAL CONSULTANT PROFESSIONAL SERVICES FOR THE MARTA POLICE DEPARTMENT	P42150					\$ 85,313	\$ 20,625
ESSENTIAL DATA CORP.	GENERAL CONSULTANT PROFESSIONAL SERVICES FOR THE MARTA POLICE DEPARTMENT	P42150					\$ 962,333	\$ 315,060
GANTEC CORPORATION	GENERAL CONSULTANT PROFESSIONAL SERVICES FOR THE MARTA POLICE DEPARTMENT	P42150					\$ 1,270,731	\$ 280,983
<b>LIST OF NAMES</b>	<b>GCPS CONSULTING AND PROFESSIONAL SERVICES FOR THE SAFETY DEPARTMENT IN FISCAL YEAR 2019 (JULY 1, 2018-JUNE 30, 2019)</b>	<b>P42485</b>	<b>5/31/2018</b>	<b>1 Year</b>	<b>\$ 2,437,500</b>			

**METROPOLITAN ATLANTA RAPID TRANSIT AUTHORITY**

**PAYMENTS AND CONTRACTS \$20,000 OR MORE**

**(FOR THE PERIOD OF JULY 1, 2019 THROUGH JUNE 30, 2020)**

<b>NAME</b>	<b>PURPOSE</b>	<b>CONTRACT #</b>	<b>AWARD DATE</b>	<b>TERM</b>	<b>AWARD AMOUNT</b>	<b>PAYMENTS MADE VIA SMALL PURCHASES, PO OR OTHER</b>	<b>CONTRACT VALUE PAID TO DATE</b>	<b>TOTAL PAID IN FY 20</b>
VISIONARY CONSULTING PARTNERS, LLC	GCPS CONSULTING AND PROFESSIONAL SERVICES FOR THE SAFETY DEPARTMENT IN FISCAL YEAR 2019 (JULY 1, 2018-JUNE 30, 2019)	P42485					\$ 70,603	\$ 21,031
<b>LIST OF NAMES</b>	<b>Station Rehab Design Services</b>	<b>AE 43955</b>	<b>1/31/2020</b>	<b>3 Years w/ 2-1 Year Options</b>	<b>\$ 41,666,666</b>			
Arcadis U.S.	Station Rehab Design Services	AE 43955						
Axis Infrastructure, LLC.,	Station Rehab Design Services	AE 43955						
Chasm Architecture, LLC.	Station Rehab Design Services	AE 43955						
Parsons Transportation Group Inc.	Station Rehab Design Services	AE 43955						
Perkins and Will, Inc.	Station Rehab Design Services	AE 43955						
Pond & Company	Station Rehab Design Services	AE 43955						
<b>LIST OF NAMES</b>	<b>GENERAL CONSULTING AND PROFESSIONAL SERVICES (GCPS) FOR THE POLICE DEPARTMENT IN FISCAL YEAR 2020 (JULY 1, 2019-JUNE 30, 2020)</b>	<b>P44589</b>	<b>5/30/2019</b>	<b>1 year</b>	<b>\$ 3,000,000</b>			
AXIOM CORPORATION	GENERAL CONSULTING AND PROFESSIONAL SERVICES (GCPS) FOR THE POLICE DEPARTMENT IN FISCAL YEAR 2020 (JULY 1, 2019-JUNE 30, 2020)	P44589					\$ 130,278	\$ 130,278.12

**METROPOLITAN ATLANTA RAPID TRANSIT AUTHORITY**

**PAYMENTS AND CONTRACTS \$20,000 OR MORE**

**(FOR THE PERIOD OF JULY 1, 2019 THROUGH JUNE 30, 2020)**

<b>NAME</b>	<b>PURPOSE</b>	<b>CONTRACT #</b>	<b>AWARD DATE</b>	<b>TERM</b>	<b>AWARD AMOUNT</b>	<b>PAYMENTS MADE VIA SMALL PURCHASES, PO OR OTHER</b>	<b>CONTRACT VALUE PAID TO DATE</b>	<b>TOTAL PAID IN FY 20</b>
BY LIGHT PROFESSIONAL IT SERVICES, INC	GENERAL CONSULTING AND PROFESSIONAL SERVICES (GCPS) FOR THE POLICE DEPARTMENT IN FISCAL YEAR 2020 (JULY 1, 2019-JUNE 30, 2020)	P44589					\$ 554,798	\$ 554,798
C2I SOLUTIONS	GENERAL CONSULTING AND PROFESSIONAL SERVICES (GCPS) FOR THE POLICE DEPARTMENT IN FISCAL YEAR 2020 (JULY 1, 2019-JUNE 30, 2020)	P44589					\$ 58,839	\$ 58,838.70
EPATHUSA	GENERAL CONSULTING AND PROFESSIONAL SERVICES (GCPS) FOR THE POLICE DEPARTMENT IN FISCAL YEAR 2020 (JULY 1, 2019-JUNE 30, 2020)	P44589					\$ 172,451	\$ 172,451
ESSENTIAL DATA CORPORATION	GENERAL CONSULTING AND PROFESSIONAL SERVICES (GCPS) FOR THE POLICE DEPARTMENT IN FISCAL YEAR 2020 (JULY 1, 2019-JUNE 30, 2020)	P44589					\$ 292,640	\$ 292,639.92
GANTEC CORPORATION	GENERAL CONSULTING AND PROFESSIONAL SERVICES (GCPS) FOR THE POLICE DEPARTMENT IN FISCAL YEAR 2020 (JULY 1, 2019-JUNE 30, 2020)	P44589					\$ 273,655	\$ 273,655
K-FORCE	GENERAL CONSULTING AND PROFESSIONAL SERVICES (GCPS) FOR THE POLICE DEPARTMENT IN FISCAL YEAR 2020 (JULY 1, 2019-JUNE 30, 2020)	P44589					\$ 213,897	\$ 213,897.10
<b>LIST OF NAMES</b>	<b>GENERAL CONSULTING AND PROFESSIONAL SERVICES FOR THE SAFETY AND QUALITY ASSURANCE DEPARTMENT IN FISCAL YEAR 2020</b>	<b>P44590</b>	<b>5/30/2019</b>	<b>1YEAR</b>	<b>\$ 3,000,000</b>			
BYLIGHT	GENERAL CONSULTING AND PROFESSIONAL SERVICES FOR THE SAFETY AND QUALITY ASSURANCE DEPARTMENT IN FISCAL YEAR 2020	P44590					\$ 135,915.00	\$ 135,915.00
CLIENTSOLV	GENERAL CONSULTING AND PROFESSIONAL SERVICES FOR THE SAFETY AND QUALITY ASSURANCE DEPARTMENT IN FISCAL YEAR 2020	P44590					\$ 96,187.53	\$ 96,187.53

**METROPOLITAN ATLANTA RAPID TRANSIT AUTHORITY**

**PAYMENTS AND CONTRACTS \$20,000 OR MORE**

**(FOR THE PERIOD OF JULY 1, 2019 THROUGH JUNE 30, 2020)**

<b>NAME</b>	<b>PURPOSE</b>	<b>CONTRACT #</b>	<b>AWARD DATE</b>	<b>TERM</b>	<b>AWARD AMOUNT</b>	<b>PAYMENTS MADE VIA SMALL PURCHASES, PO OR OTHER</b>	<b>CONTRACT VALUE PAID TO DATE</b>	<b>TOTAL PAID IN FY 20</b>
NUMBERS ONLY, INC.	GENERAL CONSULTING AND PROFESSIONAL SERVICES FOR THE SAFETY AND QUALITY ASSURANCE DEPARTMENT IN FISCAL YEAR 2020	P44590					\$ 71,190.00	\$ 71,190.00
TEK SYSTEMS	GENERAL CONSULTING AND PROFESSIONAL SERVICES FOR THE SAFETY AND QUALITY ASSURANCE DEPARTMENT IN FISCAL YEAR 2020	P44590					\$ 90,090.00	\$ 90,090.00
VISIONARY CONSULTING PARTNERS, LLC	GENERAL CONSULTING AND PROFESSIONAL SERVICES FOR THE SAFETY AND QUALITY ASSURANCE DEPARTMENT IN FISCAL YEAR 2020	P44590					\$ 183,206	\$ 83,191
<b>LIST OF NAMES</b>	<b>GENERAL CONSULTING AND PROFESSIONAL SERVICES FOR THE ENTERPRISE CYBER SECURITY DEPARTMENT (CISO) IN FISCAL YEAR 2020.</b>	<b>P44591</b>	<b>5/30/2019</b>	<b>1YEAR</b>	<b>\$ 3,000,000</b>			
CLIENTSOLV TECHNOLOGIES	GENERAL CONSULTING AND PROFESSIONAL SERVICES FOR THE ENTERPRISE CYBER SECURITY DEPARTMENT (CISO) IN FISCAL YEAR 2020.	P44591					\$ 324,223	\$ 208,185
C2I SOLUTION	GENERAL CONSULTING AND PROFESSIONAL SERVICES FOR THE ENTERPRISE CYBER SECURITY DEPARTMENT (CISO) IN FISCAL YEAR 2020.	P44591					\$ 61,623	\$ 61,623
ESSENTIAL DATA CORPORATION	GENERAL CONSULTING AND PROFESSIONAL SERVICES FOR THE ENTERPRISE CYBER SECURITY DEPARTMENT (CISO) IN FISCAL YEAR 2020.	P44591					\$ 182,973	\$ 182,973
GANTEC CORPORATION	GENERAL CONSULTING AND PROFESSIONAL SERVICES FOR CHIEF INFORMATION SECURITY OFFICER TEAM IN FISCAL YEAR 2020.	P44591					\$ 852,156	\$ 80,625

METROPOLITAN ATLANTA RAPID TRANSIT AUTHORITY

PAYMENTS AND CONTRACTS \$20,000 OR MORE

(FOR THE PERIOD OF JULY 1, 2019 THROUGH JUNE 30, 2020)

NAME	PURPOSE	CONTRACT #	AWARD DATE	TERM	AWARD AMOUNT	PAYMENTS MADE VIA SMALL PURCHASES, PO OR OTHER	CONTRACT VALUE PAID TO DATE	TOTAL PAID IN FY 20
<b>LIST OF NAMES</b>	<b>PROFESSIONAL SERVICES FOR THE DIVISION OF OPERATIONS AND THE DEPARTMENT OF CAPITAL PROGRAMS &amp; DEVELOPMENT</b>	<b>P44592</b>	<b>5/30/2019</b>	<b>1 YEAR</b>	<b>\$2,574,153.00</b>			
ENGENIUS CONSULTING GROUP, INC	PROFESSIONAL SERVICES FOR THE DIVISION OF OPERATIONS AND THE DEPARTMENT OF CAPITAL PROGRAMS & DEVELOPMENT DEPARTMENT IN FISCAL YEAR 2020	P44592					\$ 124,334	\$ 20,373
EPATHUSA	FY20 GENERAL CONSULTING AND PROFESSIONAL SERVICES FOR THE CAPITAL PROGRAMS AND DEVELOPMENT DEPARTMENT AND DIVISION OF OPERATIONS DEPARTMENT	P44592					\$ 311,919	\$ 234,979
INTUEOR CONSULTING, INC.	FY20 GENERAL CONSULTING AND PROFESSIONAL SERVICES FOR THE DIVISION OF OPERATIONS AND DEPARTMENT OF CAPITAL PROGRAMS & DEVELOPMENT	P44592					\$ 1,059,129	\$ 957,416
<b>LIST OF NAMES</b>	<b>FY20 GENERAL CONSULTING AND PROFESSIONAL SERVICES FOR THE TECHNOLOGY DEPARTMENT</b>	<b>P44593</b>	<b>5/30/2019</b>	<b>1 YEAR</b>	<b>\$ 10,225,000</b>			
AXIOM CORPORATION	FY20 GENERAL CONSULTING AND PROFESSIONAL SERVICES FOR THE TECHNOLOGY DEPARTMENT	P44593					\$ 420,688	\$ 383,188
BYLight	FY20 GENERAL CONSULTING AND PROFESSIONAL SERVICES FOR THE TECHNOLOGY DEPARTMENT	P44593					\$108,937.50	\$ 108,937.50
C2i SOLUTIONS, INC.	FY20 GENERAL CONSULTING AND PROFESSIONAL SERVICES FOR THE TECHNOLOGY DEPARTMENT	P44593					\$ 426,604	\$ 372,656
CLIENTSOLV TECHNOLOGIES	FY20 GENERAL CONSULTING AND PROFESSIONAL SERVICES FOR THE TECHNOLOGY DEPARTMENT	P44593					\$ 736,693	\$ 635,874
Computer Aid	FY20 GENERAL CONSULTING AND PROFESSIONAL SERVICES FOR THE TECHNOLOGY DEPARTMENT	P44593					\$26,056.50	\$ 26,056.50
EnGenius	FY20 GENERAL CONSULTING AND PROFESSIONAL SERVICES FOR THE TECHNOLOGY DEPARTMENT	P44593					\$188,730.00	\$ 188,730.00

**METROPOLITAN ATLANTA RAPID TRANSIT AUTHORITY**

**PAYMENTS AND CONTRACTS \$20,000 OR MORE**

**(FOR THE PERIOD OF JULY 1, 2019 THROUGH JUNE 30, 2020)**

<b>NAME</b>	<b>PURPOSE</b>	<b>CONTRACT #</b>	<b>AWARD DATE</b>	<b>TERM</b>	<b>AWARD AMOUNT</b>	<b>PAYMENTS MADE VIA SMALL PURCHASES, PO OR OTHER</b>	<b>CONTRACT VALUE PAID TO DATE</b>	<b>TOTAL PAID IN FY 20</b>
Epath USA	FY20 GENERAL CONSULTING AND PROFESSIONAL SERVICES FOR THE TECHNOLOGY DEPARTMENT	P44593					\$ 16,105.98	\$ 16,105.98
GANTEC CORPORATION	FY20 GENERAL CONSULTING AND PROFESSIONAL SERVICES FOR THE TECHNOLOGY DEPARTMENT	P44593					\$ 400,373	\$ 341,251
GLOBAL INFOTECH LLC	FY20 GENERAL CONSULTING AND PROFESSIONAL SERVICES FOR THE TECHNOLOGY DEPARTMENT	P44593					\$ 276,573	\$ 127,291
Insight Global	FY20 GENERAL CONSULTING AND PROFESSIONAL SERVICES FOR THE TECHNOLOGY DEPARTMENT	P44593					\$ 16,235.10	\$ 16,235.10
ISPA, INC.	FY20 GENERAL CONSULTING AND PROFESSIONAL SERVICES FOR THE TECHNOLOGY DEPARTMENT	P44593					\$ 309,059	\$ 279,319
IT DIVISION, INC DBA APEIRO TECHNOLOGIES	FY20 GENERAL CONSULTING AND PROFESSIONAL SERVICES FOR THE TECHNOLOGY DEPARTMENT	P44593					\$ 408,448	\$ 408,448
KFORCE, INC. & SUBSIDIARIES	FY20 GENERAL CONSULTING AND PROFESSIONAL SERVICES FOR THE TECHNOLOGY DEPARTMENT	P44593					\$ 213,897	\$ 27,943
NUMBERS ONLY, INC.	FY20 GENERAL CONSULTING AND PROFESSIONAL SERVICES FOR THE TECHNOLOGY DEPARTMENT	P44593					\$ 988,356	\$ 848,084
POLARIS ASSOCIATES, INC.	FY20 GENERAL CONSULTING AND PROFESSIONAL SERVICES FOR THE TECHNOLOGY DEPARTMENT	P44593					\$ 1,479,183	\$ 1,323,309
STORAGE ENGINE, INC.	FY20 GENERAL CONSULTING AND PROFESSIONAL SERVICES FOR THE TECHNOLOGY DEPARTMENT	P44593					\$ 218,188	\$ 141,313





# **METROPOLITAN ATLANTA RAPID TRANSIT AUTHORITY**

## **INCREASES OF EXISTING BOARD APPROVED CONTRACTS**

There were twelve increases of existing contracts during FY 2020.

**METROPOLITAN ATLANTA RAPID TRANSIT AUTHORITY  
INCREASES OF EXISTING BOARD APPROVED CONTRACTS  
(JULY 1, 2019 THROUGH JUNE 30, 2020)**

<b>Payee</b>	<b>Purpose</b>	<b>Previous Value</b>	<b>Adjustment Amount</b>	<b>New Value</b>
AT&T CORPORATION	VOICE AND DATA TELECOMMUNICATION SERVICE	\$8,395,734.00	\$1,805,920.00	\$10,201,654.00
AT&T CORPORATION	AUTHORITY WIDE WIRELESS COMMUNICATION DEVICES AND SERVICES	\$698,664.00	\$291,847.02	\$990,511.02
BUREAU VERITAS NORTH AMERICA, INC.	SAFETY, HEALTH, AND INDUSTRIAL HYGIENE SERVICES	\$7,000,000.00	\$4,750,000.00	\$11,750,000.00
ENSCO, INC.	AUTONOMOUS TRACK INSPECTION SYSTEM (ATIS) PILOT PROGRAM	\$1,542,592.00	\$1,788,218.00	\$3,330,810.00
FIRST CHOICE RESEARCH AND INVESTIGATIONS, LLC DBA FIRST CHOICE BACKGROUND SCREENING	AUTOMATION BACKGROUD SCREENS	\$199,999.99	\$100,000.00	\$299,999.99
JACOBS RUSSELL MARTA TEAM A JOINT VENTURE (JRMT)	CPMO CONSULTANT SUPPLEMENTAL SERVICES	\$28,037,259.00	\$7,500,000.00	\$35,537,259.00

**METROPOLITAN ATLANTA RAPID TRANSIT AUTHORITY  
INCREASES OF EXISTING BOARD APPROVED CONTRACTS  
(JULY 1, 2019 THROUGH JUNE 30, 2020)**

<b>Payee</b>	<b>Purpose</b>	<b>Previous Value</b>	<b>Adjustment Amount</b>	<b>New Value</b>
INFOSYS LIMITED	ENTERPRISE PERFORMANCE MANAGEMENT PLANNING AND BUDGET SYSTEM	\$612,100.00	\$195,588.00	\$ 807,688.00
MV TRANSPORTATION, INC.	MOBILITY OPERATIONS AND MAINTENANCE SERVICES	\$93,445,872.83	\$43,705,870.00	\$ 137,151,742.83
SABA SOFTWARE (CANADA) INC.	PROFESSIONAL SERVICES FOR RENEWAL OF THE EMPLOYEE ONLINE PERFORMANCE MANAGEMENT SYSTEM SOFTWARE	\$380,042.18	\$152,839.49	\$ 532,881.67
TRAPEZE SOFTWARE GROUP, INC.	TRAPEZE MASTER AGREEMENT	\$24,742,558.00	\$583,095.00	\$ 25,325,653.00
WILLIS INSURANCE SERVICES OF GEORGIA, INC.	CONSULTING SERVICES FOR MARTA'S MEDICAL PLANS	\$198,000.00	\$135,000.00	\$333,000.00



# **METROPOLITAN ATLANTA RAPID TRANSIT AUTHORITY**

## **BOARD OF DIRECTORS' FEES**

This report lists the total fees paid during FY 2020 to each member of the MARTA Board of Directors for their service on the Board. The report does not include travel or conference expenses.

**METROPOLITAN ATLANTA RAPID TRANSIT AUTHORITY**  
**Board of Directors Fees**  
**Paid For the Period July 1, 2019 through June 30, 2020**

<b><u>DIRECTOR</u></b>	<b><u>Total Fees</u></b>
Abdul-Salaam, Roberta	\$ 7,140.00
Ashe III, Robert L.	\$ 9,135.00
Durrett, Jim	\$ 3,780.00
Edmond, Roderick E.	\$ 1,050.00
Floyd, William F.	\$ 6,090.00
Frierson, Roderick A.	\$ 5,880.00
Glover, Ryan C.	\$ 735.00
Griffin, Jerry R.	\$ 3,990.00
Hardage, Freda	\$ 16,380.00
Ivey, Alicia M.	\$ 3,255.00
Pond, John 'Al'	\$ 4,830.00
Scott, Rita A.	\$ 5,355.00
Worthy, W. Thomas	\$ 2,625.00



# **METROPOLITAN ATLANTA RAPID TRANSIT AUTHORITY**

## **BOARD OF DIRECTORS' TRAVEL**

The following report is a detailed listing of Board of Directors' travel for FY 2020.



## FY20 Summary of MARTA Board Travel

NAME	Cost Ctr	Description & Date	Amount	Purpose & Detail	Code
Abdul-Salaam, Roberta	11210	2019 - APTA Transit Board Members & Board Administrators Seminar - Jacksonville, FL, July 20 - 23, 2019	\$2,127.98	Policymakers and board administrators come together for professional development sessions focusing on best practices in governance and creating policy for public transportation systems. The educational content includes national and regional legislative issues, as well as advocacy, safety and security, and mobility management.	TC
Abdul-Salaam, Roberta	11210	2019 - APTA TRANSform Conference: APTA's reimagined Annual Meeting - New York, NY, October 13 - 16, 2019	\$4,472.00	Where learning, sharing, experiencing, and networking will take center stage, providing the latest in policy, technology and new mobility ideas. APTA's TRANSform will provide the ideas, insights and connection to help you manage the changing mobility environment and the future of public transportation.	TC
Durrett, Jim	11210	2019 - APTA TRANSform Conference: APTA's reimagined Annual Meeting - New York, NY, October 13 - 16, 2019	\$2,565.78	Where learning, sharing, experiencing, and networking will take center stage, providing the latest in policy, technology and new mobility ideas. APTA's TRANSform will provide the ideas, insights and connection to help you manage the changing mobility environment and the future of public transportation.	TC
Edmond, Roderick E.	11210	2019 - APTA Transit Board Members & Board Administrators Seminar - Jacksonville, FL, July 20 - 23, 2019	\$ 1,732.77	Policymakers and board administrators come together for professional development sessions focusing on best practices in governance and creating policy for public transportation systems. The educational content includes national and regional legislative issues, as well as advocacy, safety and security, and mobility management.	TC
Edmond, Roderick E.	11210	2019 - APTA TRANSform Conference: APTA's reimagined Annual Meeting - New York, NY, October 13 - 16, 2019	\$ 1,470.78	Where learning, sharing, experiencing, and networking will take center stage, providing the latest in policy, technology and new mobility ideas. APTA's TRANSform will provide the ideas, insights and connection to help you manage the changing mobility environment and the future of public transportation.	TC
Floyd, William B.	11210	2019 - APTA Transit Board Members & Board Administrators Seminar - Jacksonville, FL, July 20 - 23, 2019	\$2,175.82	Policymakers and board administrators come together for professional development sessions focusing on best practices in governance and creating policy for public transportation systems. The educational content includes national and regional legislative issues, as well as advocacy, safety and security, and mobility management.	TC
Frierson, Roderick A.	11210	2019 - APTA Transit Board Members & Board Administrators Seminar - Jacksonville, FL, July 20 - 23, 2019	\$2,119.50	Policymakers and board administrators come together for professional development sessions focusing on best practices in governance and creating policy for public transportation systems. The educational content includes national and regional legislative issues, as well as advocacy, safety and security, and mobility management.	TC
Frierson, Roderick A.	11210	2019 - APTA TRANSform Conference: APTA's reimagined Annual Meeting - New York, NY, October 13 - 16, 2019	\$2,767.45	Where learning, sharing, experiencing, and networking will take center stage, providing the latest in policy, technology and new mobility ideas. APTA's TRANSform will provide the ideas, insights and connection to help you manage the changing mobility environment and the future of public transportation.	TC
Hardage, Freda B.	11210	2019 - APTA Transit Board Members & Board Administrators Seminar - Jacksonville, FL, July 20 - 23, 2019	\$1,929.46	Policymakers and board administrators come together for professional development sessions focusing on best practices in governance and creating policy for public transportation systems. The educational content includes national and regional legislative issues, as well as advocacy, safety and security, and mobility management.	TC
Hardage, Freda B.	11210	2019 - APTA TRANSform Conference: APTA's reimagined Annual Meeting - New York, NY, October 13 - 16, 2019	\$3,803.33	Where learning, sharing, experiencing, and networking will take center stage, providing the latest in policy, technology and new mobility ideas. APTA's TRANSform will provide the ideas, insights and connection to help you manage the changing mobility environment and the future of public transportation.	TC
Ivey, Alicia M.	11210	2019 - APTA Transit Board Members & Board Administrators Seminar - Jacksonville, FL, July 20 - 23, 2019	\$2,182.74	Policymakers and board administrators come together for professional development sessions focusing on best practices in governance and creating policy for public transportation systems. The educational content includes national and regional legislative issues, as well as advocacy, safety and security, and mobility management.	TC
Ivey, Alicia M.	11210	2019 - APTA TRANSform Conference: APTA's reimagined Annual Meeting - New York, NY, October 13 - 16, 2019	\$2,953.66	Where learning, sharing, experiencing, and networking will take center stage, providing the latest in policy, technology and new mobility ideas. APTA's TRANSform will provide the ideas, insights and connection to help you manage the changing mobility environment and the future of public transportation.	TC

## FY20 Summary of MARTA Board Travel

NAME	Cost Ctr	Description & Date	Amount	Purpose & Detail	Code
Pond, John "Al"	11210	2019 - APTA Transit Board Members & Board Administrators Seminar - Jacksonville, FL, July 20 - 23, 2019	\$2,171.50	Policymakers and board administrators come together for professional development sessions focusing on best practices in governance and creating policy for public transportation systems. The educational content includes national and regional legislative issues, as well as advocacy, safety and security, and mobility management.	TC
Scott, Rita	11210	2019 - APTA Transit Board Members & Board Administrators Seminar - Jacksonville, FL, July 20 - 23, 2019	\$2,187.96	Policymakers and board administrators come together for professional development sessions focusing on best practices in governance and creating policy for public transportation systems. The educational content includes national and regional legislative issues, as well as advocacy, safety and security, and mobility management.	TC
Scott, Rita	11210	2019 - APTA TRANSform Conference: APTA's reimagined Annual Meeting - New York, NY, October 13 - 16, 2019	\$3,823.32	Where learning, sharing, experiencing, and networking will take center stage, providing the latest in policy, technology and new mobility ideas. APTA's TRANSform will provide the ideas, insights and connection to help you manage the changing mobility environment and the future of public transportation.	TC



# **METROPOLITAN ATLANTA RAPID TRANSIT AUTHORITY**

## **EMPLOYEE TRAVEL EXPENSES**

This report section details non-local travel by MARTA employees during FY 2020 for which all or some MARTA funds were utilized, along with specific information regarding the employees' name, purpose of trip and expenses incurred.

**FY2020 Summary of MARTA Staff Travel**

Name	Cost Ctr	Description & Date	Amount	Purpose & Details	Code
Allen, Rhonda N.	11510	Fare Collection System Tours-CTA - Chicago, IL - Sept 23-25, 2019	\$ 1,417.91	Met with CTA staff to assess the merits of their fare collection system upgrades.	MI
Allen, Rhonda N.	11510	Fare Collection System Tours-DART - Dallas, TX - Dec 1-7, 2019	\$ 1,402.95	Met with DART staff to assess the merits of their fare collection system upgrades.	MI
Allen, Rhonda N.	11510	GA Institute of Transportation Engineers Conf. - St. Simons Island, GA - Jul 21-24, 2019	\$ 1,594.16	Participated in a panel discussion on transportation planning for the Super Bowl. Detailed MARTA's plans and coordination with other agencies.	OC
Allen, Rhonda N.	11510	LAPTA 2020 Intro-Transform Conference - New York, NY - Oct 12-17, 19	\$ 3,680.40	Attended conference as the commencement of the LAPTA 2020 class.	TC
Allen, Rhonda N.	11510	LAPTA Workshop (Hotel Only) Washington, DC - Dec 3-7, 2019	\$ 1,295.96	Attended LAPTA 2020 workshop 1 as member of class cohort.	TC
Allen, Rhonda N.	11510	MAX 2019 CAST Visit/Graduation - Charlotte, NC - Oct 20-25, 2019	\$ 1,463.10	Facilitated MAX 2019 Program. Cohort visited CATS as part of program.	MI
Allen, Rhonda N.	16810	MAX 2019 WMATA Visit - Washington, DC - Aug 11-16, 2019	\$ 1,462.95	Facilitated MAX 2019 Program. Cohort visited WMATA as part of program.	MI
Allen, Rhonda N.	11510	MBTA Fare Collection - Boston, MA - Feb 3-5, 2020	\$ 841.64	Met with MBTA's fare collection vendor to assess the merits of their fare collection system upgrades.	MI
Allen, Rhonda N.	11510	TriMet Fare Collection Tour - Portland, OR - Sept 30-Oct 2, 2019	\$ 1,386.28	Met with TriMet staff and fare collection vendor to assess the merits of their fare collection system upgrades.	MI
Anderson, Bomar Marsha	18510	APTA Transform - New York, NY - Oct 12-15, 2019	\$ 3,602.01	Attended conference sessions; participated in Capital Projects committee activities; participated in Federal Transit Administration Grant workshop	TC
Anderson, Bomar Marsha	18510	ASCE Board - San Francisco , CA - Jan 22-25, 2020	\$ 436.74	Director on the American Society of Civil Engineers Board of Directors and Director of Technical REgion Board of Governors. Attended Board meetings, led Technical Region Board meeting and attended student conference events	MI
Anderson, Bomar Marsha	18510	CI Summit & Board Meeting - Los Angeles, CA - Feb 14-25, 2020	\$ 465.61	Director of Technical Region Board of Governors responsible for oversight of Construction Institute. Attended Board meetings and technical sessions. Secured trainer for MARTA Project Managers and Resident Engineers regarding Construction Management at Risk (CMAR) as this is a delivery method new to MARTA.	MI
Andre, Amario	15214	TSI Training - Charlotte, NC - Dec 1-7, 2019	\$ 1,646.07	Transportation Safety Institute (TSI) - Transit Rail System Safety Training.	TR
Anyaebosei, Nnennaya C.	16810	MAX 2019 CATS Visit - Charlotte, NC - Oct 20-25, 2019	\$ 1,490.04	Visited CATS as a participant of the 2019 MAX Leadership Program. Met with various transit professionals and shared industry best practices. The program is a knowledge exchange program between transit agencies and hosted by teh ENO Center fro Transportation	MI
Anyaebosei, Nnennaya C.	16810	MAX 2019 WMATA Visit - Washington, DC - Aug 11-16, 2019	\$ 1,664.26	Visited WMATA as a participant of the 2019 MAX Leadership Program. Met with various transit professionals and shared industry best practices.	MI
Asumadu, Patrick	16720	The Origami Risk 2020 User Conference - San Antonio, TX - Jan 13-16, 2020	\$ 3,296.46	Received Origami training on the creation of more efficient dashboards and reports and advanced system administration.	TR
Atkins, Joseph	15213	TSI - Sacramento, CA - 06/14/2020 To 06/22/2020	\$ 782.00	TSI Transit Rail System Safety Training	TR
Atkinson, Christopher G.	15230	Security Besides & Security Onion Conf. - Augusta, GA - Oct 3-6, 2019	\$ 1,013.80	Attended the anual security conference located in Augusta, GA. Through this event I learned several new possible attack vectors to consider when setting up defense systems within MARTA's communications systems.	OC
Beasley, Cynthia Moss	14310	APTA Tech Transportation Technology Conf. - Columbus, OH - Sept 15-18, 2019	\$ 1,857.88	Explored new fare collection technology and systems.	TC
Beasley, Cynthia Moss	14310	DART Fare Collection Site Visit - Dallas, TX - Dec 1-3, 2019	\$ 845.55	Met with DART staff to assess the merits of their fare collection system upgrades.	MI
Beasley, Cynthia Moss	14310	Fare Collection System Tours - Chicago, IL - Sept 23-25, 2019	\$ 1,361.62	Met with CTA staff to assess the merits of their fare collection system upgrades.	MI
Beasley, Cynthia Moss	14310	Fare Collection System Tours - Tri Met - Portland, OR - Sept 30-Oct 2, 2019	\$ 1,351.21	Met with Tri Met staff to assess the merits of their fare collection system upgrades.	MI
Borrero, Luz	22510	ENO MAX Graduation - Charlotte, NC - Oct 24-25, 2019	\$ 665.82	Member of ENO Center for Transportation/MAX Leadership Program Steering Committee. Appeared on a discussion panel representing MARTA.	MI
Borrero, Luz	22510	COMTO National Meeting Training Conf. - Tampa, FL - Jul 14-16, 2019	\$ 1,078.09	Conference of Minority Transportation Officials (COMTO) Annual Conference providing leadership training, new industry products, industry networking and best practices.	TC
Borrero, Luz	22510	APTA Transformation Conference - New York, NY - 10/12/2019 To 10/16/2019	\$ 4,563.20	Attending Annual Conference. APTA Transformation	TC
Boyd, Ann Marie	16810	MAX 2019 CATS Visit - Charlotte, NC - Oct 20-25, 2019	\$ 1,433.80	Visited CATS as a participant of the 2019 MAX Leadership Program. Met with various transit professionals and shared industry best practices.	MI
Boyd, Ann Marie	16810	MAX 2019 WMATA Visit - Washington, DC - Aug 11-17, 2019	\$ 1,558.95	Visited WMATA as a participant of the 2019 MAX Leadership Program. Met with various transit professionals and shared industry best practices.	MI
Burn, Douglas	19210	Recruitment Efforts; Ft. Campbell - FT, Campbell, KY - Dec 2-6, 2019	\$ 631.50	Job fair at Fort Campbell. To provide information to potential applicants for recruitment efforts.	MI
Burrows, Michael	19210	GA Association of Chiefs of Police Winter Training Conf. - Jekyll Island, GA -Feb 9-12, 2020	\$ 1,546.47	Mandatory annual training for law enforcement POST credits, leadership training, and best practices.	OC
Burrows, Michael	19210	Georgia Association of Chiefs of Police Summer Training Conference - Savannah, GA - Jul 20-24, 19	\$ 1,851.34	Mandatory annual training for law enforcement POST credits, leadership training, and best practices.	OC
Carrier, Matthew T.	19210	Command College - Columbus, GA - Aug 18-23, 2019	\$ 672.50	Law Enforcement Training to assist with leadership role in the organization.	TR
Carrier, Matthew T.	19210	Command College - Columbus, GA - Feb 2-7, 2020	\$ 672.50	Law Enforcement Training to assist with leadership role in the organization.	TR
Carrier, Matthew T.	19210	Command College - Columbus, Ga - Mar 1-6, 2020	\$ 672.50	Law Enforcement Training to assist with leadership role in the organization.	TR
Carrier, Matthew T.	19210	Command College - Columbus, GA - Now 17-22, 2019	\$ 672.50	Law Enforcement Training to assist with leadership role in the organization.	TR
Carrier, Matthew T.	19210	Command College - Columbus, GA - Oct 13-18, 2019	\$ 672.50	Law Enforcement Training to assist with leadership role in the organization.	TR

**FY2020 Summary of MARTA Staff Travel**

Name	Cost Ctr	Description & Date	Amount	Purpose & Details	Code
Cloud, Ernest W III	19210	Command College - Columbus, Ga - Feb 23-28, 2020	\$ 672.50	Law Enforcement Training to assist with leadership role in the organization.	TR
Cloud, Ernest W III	19210	Command College - Columbus, GA - Oct 6-11, 2019	\$ 672.50	Law Enforcement Training to assist with leadership role in the organization.	TR
Copeland, Bridgett A.	19210	Dallas Area Rapid Transit Site Visit with MPD - Dallas, TX - Aug 27-29, 2019	\$ 775.08	Site Visit at DART to review the DART Police Department Computer-Aided Dispatch (CAD) Management System.	MI
Cummings, Jennifer A.	14721	Recruiting - Ft. Campbell, KY - Dec 9-12, 2019	\$ 633.75	Job fair at Fort Campbell. To provide information to potential applicants for recruitment efforts.	MI
Curry, Troy	15214	TSI Training - Boston, MA - Nov. 3-8, 2019	\$ 1,786.40	TSI - Transit Rail Incident Investigation Training	TR
Dawkins, Lashanda	16310	2019 APTA Annual Mobility Conference - Louisville, KY - May 18-19, 2020	\$ 682.71	Participated as the Labor & Employee Relations Sub-Committee Chair	TC
De Jesus, Donna Elizabeth	17910	APTA Marketing & Communications Workshop- Orlando, FL - Feb 23-26, 2020	\$ 2,160.69	Annual conference providing leadership training, new industry products, industry networking and best practices.	TC
De Jesus, Donna Elizabeth	17910	Fare Collection System Tour - Chicago, IL - Sept 23-25, 2019	\$ 1,361.62	Met with CTA staff to assess the merits of their fare collection system upgrades.	MI
De Jesus, Donna Elizabeth	17910	Fare Collection System Tour DART - Dallas, TX - Dec 1-3, 2019	\$ 932.55	Met with DART staff to assess the merits of their fare collection system upgrades.	MI
De Jesus, Donna Elizabeth	17910	Fare Collection Tour Tri Met - Portland, OR - Sept 30-Oct 2, 2019	\$ 1,411.21	Met with TriMet staff to assess the merits of their fare collection system upgrades.	MI
Delgado, Oliver M.	19210	2019 GA Association of Law Enforcement Firearms Instructors Conference - Carrollton, GA - Sept 23-27, 2019	\$ 984.61	Mandatory annual training for law enforcement POST credits, training, and best practices.	TR
Dirga, Katherine	22240	CodaWORX Annual Conference on Public Art and Technology - EL Paso, TX - Oct 2-5, 2019	\$ 1,754.72	Annual conference providing leading edge information on industry innovations and efficiencies.	OC
Dorsey, Joseph D.	19210	Fare Task Force Site Visit - Fare Collection System Tours-CTA - Chicago, IL - Sept 23-25, 2019	\$ 1,537.62	Met with CTA staff to assess the merits of their fare collection system upgrades.	MI
Dorsey, Joseph D.	19210	Fare Task Force Site Visit -TriMet Fare Collection Tour - Portland, OR - Sept 30-Oct 2, 2019	\$ 1,254.44	Met with TriMet staff and fare collection vendor to assess the merits of their fare collection system upgrades.	MI
Dorsey, Joseph D.	19210	GA Association of Chiefs of Police Winter Training Conf. Jekyll Island, GA -Feb 9-12, 2020	\$ 1,539.51	Mandatory annual training for law enforcement POST credits, leadership training, and best practices.	OC
Dorsey, Joseph D.	19210	Georgia Association of Chiefs of Police Summer Training Conference - Savannah, GA - July 20-24, 2019	\$ 1,844.38	Mandatory annual training for law enforcement POST credits, leadership training, and best practices.	OC
Dunham, Wanda Y.	19210	American Public Transportation Association Peer Review - New Orleans, LA - Oct 4, 2019	\$ 319.60	Provide peer reviews for member organizations on issues including operations, safety, organization efficiency and program management.	MI
Dunham, Wanda Y.	19210	Dallas Area Rapid Transit Site Visit with MPD - Dallas, TX - Aug 27-29, 2019	\$ 775.08	Site Visit at DART to review the DART Police Department Computer-Aided Dispatch (CAD) Management System.	MI
Dunham, Wanda Y.	19210	Federal Transit Administration Workshop Session - New York, NY - Oct 11-12, 2019	\$ 1,079.42	To obtain an understanding of the federal rules and regulations and how to comply with FTA program requirements.	MI
Dunham, Wanda Y.	19210	Georgia Association of Public Pension - Buford, GA - Sept 16-19, 2019	\$ 654.81	MARTA Pension informative educational sessions presented by experts in the areas of fiduciary responsibility, board governance, investments, and plan administration	TC
Dunham, Wanda Y.	19210	International Association of Chiefs of Police Conf. - Chicago, IL - Oct 25-29, 19	\$ 2,519.48	Mandatory annual training for law enforcement POST credits, leadership training, and best practices.	OC
Dunham, Wanda Y.	19210	Peace Office Association of Georgia Conf. - Savannah, GA - Aug 18-21, 2019	\$ 474.50	Mandatory annual training for law enforcement POST credits, leadership training, and best practices.	OC
Dunna, Dhiraj	14830	APTA Conference - Columbus, OH - Sept 15-18, 2019	\$ 1,907.03	Transportation Technology Conference - Participated in exploring new technologies available technologies for Fare Collections	TC
Dunna, Dhiraj	14830	Comprehensive Fare Collection Strategy - CTA AFE Review- Chicago, IL - Sept 23-25, 2019	\$ 1,400.14	Discussions with subject matter experts (CTA) in support of exploring next generations Fare Collections Technologies for MARTA	MI
Dunna, Dhiraj	14830	Fare Collection System Tour - Dallas, TX - Dec 1-3, 2019	\$ 960.37	Discussions with subject matter experts (DART) in support of exploring next generations Fare Collections Technologies for MARTA.	MI
Dunna, Dhiraj	14830	Fare Collection System Tour - TriNet - Portland, Oregon - Sept 30-Oct 2, 2019	\$ 1,293.11	Discussions with subject matter experts (Portland Transit) in support of exploring next generations Fare Collections Technologies for MARTA	MI
Ellisor-Taylor, Rebbie	11210	APTA Transit Board Administrators - Jacksonville, FL - Jul 19-23, 2019	\$ 2,346.52	Policymakers and board administrators come together for professional development sessions focusing on best practices in governance and creating policy for public transportation systems.	TC
Emory, David D.	10710	CTA Fare Collection Tour Visit - Chicago, IL - Sept 23-25, 2019	\$ 427.30	Chicago Transit Authority (CTA) Fare Collection Site Visit to experience their system/research pros & cons to develop a strategy for MARTA's next generation fare collection system	MI
Emory, David D.	10710	Tri-County Metro Transit - Fare Collection - Portland, OR - Sept 30-Oct 2, 19	\$ 1,418.06	Tri-County Metro Transit (Tri-Met) Fare Collection Site Visit to experience their system/research pros & cons to develop a strategy for MARTA's next generation fare collection system	MI
Emory, David D.	10710	DART Fare Collection Site Visit - Dallas, TX - Dec 1-3, 2019	\$ 932.55	DART Fare Collection Site Visit, Dallas, TX	MI
Emory, David D.	10710	Automated Bus Consortium (ABC) Kick-off Meeting, Dallas, TX - June 27, 2019	\$ 738.10	Automated Bus Consortium meeting was held to discuss the process & procurement for preparation of bus specifications with transit executives	OC
Fields, Ronald D.	18210	Job Fair Recruiting Efforts - Columbia, SC - Sept 11-12, 2019	\$ 345.79	Job fair at Benedict College. To provide information to potential applicants for recruitment efforts.	MI

**FY2020 Summary of MARTA Staff Travel**

Name	Cost Ctr	Description & Date	Amount	Purpose & Details	Code
Fields, Ronald D.	19210	Recruitment Efforts College Job Fairs - Columbia, Raleigh - SC & NC - Sept 24-26, 2019	\$ 421.41	Job fair at the University of South Carolina, St. Augustine University, and Shaw University . To provide information to potential applicants for recruitment efforts.	MI
Floyd, Gregory	24210	RailVolution Conference - Vancouver, BC - Sept 7-11, 2019	\$ 2,781.17	Transit Oriented Development best practice conference. Presented in two roundtable discussions and	TC
Fludd, Virgil L	17410	APTA Lagislative Conference - Washington, D.C. - 03/15/2020 To 03/17/2020	\$ 1,553.18	APTA Legislative Conference	TC
Fludd, Virgil L.	22400	COMTO Conference - Tampa, FL - July 14-16, 2019	\$ 1,294.37	Conference of Minority Transportation Officials Annual Conference industry networking	TC
Forbes, Pia M.	17410	Professional Development Conf. - Chicago, IL - Sept 20, 2019	\$ 1,944.36	Conference providing communications and leadership training, new industry products, industry networking and best practices	TR
Frank, Debbie	24210	Rail Volution - Vancouver, Canada - Sept 8-11, 2019	\$ 2,764.75	Annual TOD Conference - Attended mobile workshops/sessions on best practices & networking w/TO	TC
Gamble, Gregory L.	19210	Dallas Area Rapid Transit Site Visit with MPD - Dallas, TX - Aug 27-29, 2019	\$ 835.08	Site Visit at DART to review the DART Police Department Computer-Aided Dispatch (CAD) Management System.	MI
Gamble, Gregory L.	19210	International Association of Emergency Managers Training Conf.- Savannah, GA - Nov 14-20, 2019	\$ 1,419.41	Mandatory annual training for certification, training, and best practices.	OC
Gamble, Gregory L.	19327	Lenco & Blauer Visits - Pittsville & Boston, MA - Feb 20-29, 2020	\$ 1,849.61	Site visit to receive training and visual updates for the High Rail Vehicle. In addition a visit to Blauer to discuss potential products for MPD and any modifications to current contract.	MI
Gantt, Tonya	11210	APTA Transit Board Members/Admins. Seminar-Jacksonville, FL - Jul 19-23, 2019	\$ 2,099.26	Policymakers and board administrators come together for professional development sessions focusing on best practices in governance and creating policy for public transportation systems.	TC
Garner, Christopher S.	18360	Metro/OCTA visit Streetcar Trans - Los Angeles, CA - Sept 16-20, 2019	\$ 1,645.00	Site visit to sister agency (Los Angeles Metro) to review two potential solutions to in-vehicle, external vehicle and red light overrun camera systems. LA Metro had two implementations that were being considered by MARTA MPD and StreetCar operations to meet a recent audit finding.	MI
Garner, Christopher S.	18360	Police CAD/RMS Software to Dispatch & Track - Dallas, TX - Aug 27-29, 2019	\$ 998.68	Site visit to sister agency's (Dallas Area Rapid Transit) Police Headquarters to review their solution for police officer dispatch, criminal records management, and equipment tracking (quartermaster) software. They had implemented a solution that MARTA MPD was investigating for "fitness of purpose".	MI
Gee, Hubert	14910	APTA Fare Collection - Columbus, OH - Sept 15-18, 2019	\$ 1,920.60	Transportation Technology Conference - Participated in exploring new technologies available technologies for Fare Collections	TC
Gee, Hubert	14910	Comprehensive Fare Collection DART - Dallas, TX - Dec 1-3, 2019	\$ 1,007.42	Discussions with subject matter experts (DART) in support of exploring next generations Fare Collections Technologies for MARTA.	MI
Gee, Hubert	14910	Comprehensive Fare Collection Strategy CTA - Chicago, IL - Sept 23-25, 2019	\$ 1,361.62	Discussions with subject matter experts (CTA) in support of exploring next generations Fare Collections Technologies for MARTA	MI
Gee, Hubert	14910	Review Fare Collection Systems - Portland, OR - Sept 30-Oct 02, 2019	\$ 1,378.05	Discussions with subject matter experts (Portland Transit) in support of exploring next generations Fare Collections Technologies for MARTA	MI
Graham, Lawrence D.	15213	Observe LA Metro CCTV System Setup - Los Angeles, CA - Sept 16-20, 2019	\$ 1,714.98	Assisted MPD in validating 2 of LA Metro's LRV video surveillance programs for MARTAs Streetcar and also the routing of real time camera feeds in a stationary environment.	MI
Gray, Booker T.	18530	Annual Autodesk Conference - Las Vegas, NV - Nov 18-22, 2019	\$ 3,887.10	Annual conference providing leadership training, new industry products, industry networking, software training and best practices	TR
Green, Charmaine	19210	Recruitment Efforts - Ft. Campbell, KY - Dec 2-6, 2019	\$ 631.50	Job fair at Fort Campbell. To provide information to potential applicants for recruitment efforts.	MI
Green, Charmaine	19210	Recruitment Efforts - Ft. Campbell, KY - Oct 15-19, 2019	\$ 698.70	Job fair at Fort Campbell. To provide information to potential applicants for recruitment efforts.	MI
Green, Charmaine	19210	Recruitment Efforts College Job Fairs - Columbia, Raleigh - SC & NC - Sept 24-26, 2019	\$ 746.41	Job fair at the University of South Carolina, St. Augustine University, and Shaw University . To provide information to potential applicants for recruitment efforts.	MI
Greenwood, Collie	26110	ABC Policy Committee Kickoff Meeting - Arlington, VA - Aug 15-15, 2019	\$ 1,043.32	Kickoff meeting to discuss the procurement process for Automated Buses with Transit Executives	MI
Greenwood, Collie	26110	ABC Policy Committee Kickoff Meeting - Detroit, MI - Sept 11-13, 2019	\$ 1,539.84	Kickoff meeting to discuss the procurement process for Automated Buses with Transit Executives	MI
Greenwood, Collie	26110	APTA Annual - New York, NY - Oct 11-17, 2019	\$ 4,581.72	Annual Conference for Transit Authority members providing training and discussing best practices	TC
Greenwood, Collie	26110	Cubic Inc. Facility Tour - Boston, MA - February 3-5, 2020		Site Visit - Cubic Inc. Facility - Boston MA	CP
Greenwood, Collie	26110	National Advanced Tech Transit Vehicle Advisory - Chicago, IL - January 5-7, 2020	\$ 1,212.75	Participate in meeting with transit executives to discuss automated vehicles	MI
Greenwood, Collie	26110	National Advanced Tech Transit Vehicle Advisory - Los Angeles, CA - Aug 19-21, 2019	\$ 2,101.11	Participate in meeting with transit executives to discuss automated vehicles	MI
Groover, Latresha V.	19210	Recruitment Efforts College Job Fairs - Columbia & Raleigh - SC&NC - Sept 24-26, 2019	\$ 421.41	Job fair at the University of South Carolina, St. Augustine University, and Shaw University . To provide information to potential applicants for recruitment efforts.	MI
Hammock, Tre	14310	NTD Conference - Los Angeles, CA -Sept 11-13, 2019	\$ 1,321.97	This course is intended for transit professionals whose responsibilities include some or all of the following related to the National Transit Database (NTD): reporting, statistical compilation, or other financial duties and activities.	TR
Harrison, Thaddeus	15620	TSI Training - Chicago, IL May 5-10, 2019	\$ 2,494.85	Complete final training to earn TSSP Certification in the Transit Rail Program	

**FY2020 Summary of MARTA Staff Travel**

Name	Cost Ctr	Description & Date	Amount	Purpose & Details	Code
Harris, Lyle V.	17410	Rail Volution - Vancouver, Canada - Sept 8-11, 2019	\$ 2,883.95	Annual conference providing leadership training, new industry products, industry networking and best practices	TR
Henderson, Eric	15750	Kinkisharyo Visit for WMATA Dummy Truck Assistance - New Jersey - 03/08/2020 To 03/10/2020	\$ 788.67	Kinkisharyo Visit for WMATA Dummy Truck Assistance	MI
Henderson, Eric	15750	WMATA Shop Truck Conversion - Piscataway, NJ - Nov 12-13, 2019	\$ 1,290.83	Kinkisharyo Visit for WMATA Dummy Truck Assistance	MI
Henderson, Eric	15750	To Assist in Truck Assembly & FAT - Piscataway, NJ - Jul 8-19, 2019	\$ 3,621.22	Kinkisharyo Visit for WMATA Dummy Truck Assistance	MI
Hobbs, James Bryan	25210	APTA Tech Conference - Columbus, OH - Sept 15-18, 2019	\$ 1,823.25	Transportation Technology Conference - Participated in exploring new technologies available for future system expansion projects	TC
Hunt, Jonathan J.	16110	APTA Legal Affairs Seminar; Presenter - San Diego, CA - 02/22/2020 To 02/26/2020	\$ 1,941.75	Annual Legal Affairs Seminar - Presenter	TC
Hunter, Darnell C.	18690	Demo of Rail Simulator - New York, NY - 10/17/2019 To 10/17/2019	\$ 521.60	Observe Simulator In Action Before Committing To Change Order & Committing Funds	CP
Hurley, Kevin L.	14810	Investor Conference - New York, NY - July 23-25, 2019	\$ 1,267.74	Participate in conference and individual meetings with potential MARTA Bond Investors - Present information on MARTA as an existing or potential investment opportunity.	GF
Hutchinson, Gordon L	14210	JP Morgan Transportation & Utility Investor Forum - New York, NY - Jul 23-25, 2019	\$ 1,238.74	Participate in conference and individual meetings with potential MARTA Bond Investors - Present information on MARTA as an existing or potential investment opportunity.	GF
Hutt, Tammy	19210	Recruitment Efforts College Job Fairs - Columbia, Raleigh - SC & NC - Sept 24-26, 2019	\$ 384.93	Job fair at the University of South Carolina, St. Augustine University, and Shaw University . To provide information to potential applicants for recruitment efforts.	MI
Jackson, Christopher L.	18611	Oracle Future Projects - Washington, DC - Apr 23-26, 2020	\$ 1,990.27	Conference cancelled due to COVID-19	NA
Jacobs, Deloris	19210	2019 Georgia Bureau of Investigations Criminal Justice Information System Symposium - Savannah, GA - Aug 26, 2019	\$ 234.00	Annual training and best practices for law enforcement personnel.	OC
James, Reginald T	16730	FTA SSO RTA Workshop - Washington, D.C. - 09/22/2019 To 09/26/2019	\$ 1,848.92	FTA SSO TRA Training and Professional Development	TR
Jennings, Donna M.	16210	Meet With Excess Casualty Underwriters for Annual - Phoenix, AZ - Sept 17-19, 19	\$ 1,424.32	Annual renewal meetings with underwriters to negotiate terms and conditions for excess operating liability insurance program	
Jinadu, Jennifer I.	17310	APTA Cooperative Research Program Project - Washington, DC - Sept 24-25,19	\$ 678.43	Served as a panel member	TC
Jinadu, Jennifer I.	17310	APTA Marketing & Communications Workshop - Orlando, FL - Feb 23-26, 20	\$ 2,190.69	Presented at the Marketing & Communications Committee Meeting, and facilitated roundtable discussions.	TC
Johnson, Erik	15565	Automated Bus Consortium Meeting - Minneapolis, MI - Jul 15-17, 2019	\$ 1,515.87	Meeting to discuss Automated Bus Specifications and MARTA Proposed route(s). I attended as the MARTA Subject Matter Expert.	TC
Johnson, Sherrie	16810	EnoMax Facilitator's Meeting - Washington, D.C. - 11/03/2019 To 11/05/2019	\$ 1,310.10	Eno Max Facilitator's Conference Meeting	MI
Joshi, Abhay L	18360	Speaker at TRB Annual Meeting - Washington, DC - Jan 11-15, 2020	\$ 1,986.04	Presented on Autonomous Track Inspection Systems to the Transportation Research Board Safety/Security and Railway Maintenance Committees for mandatory public outreach, as required by the FTA.	TC
Kennedy, Leeshu B.	22435	GTA Conference - Jekyll Island, GA - 12/03/2019 To 12/06/2019	\$ 227.64	Ga Transit Assoc Conference - Presenter	OC
Kennedy, Tabitha T.	19210	2019 Georgia Bureau of Investigations Criminal Justice Information System Symposium - Savannah, GA - Aug 26, 2019	\$ 1,368.88	Annual training and best practices for law enforcement personnel.	OC
Kiernan, Colleen	21110	Georgia Transit Association Conference - Jekyll Island, GA - Dec 5-6, 2019	\$ 902.83	GA Transit Assoc. Board member and presenter at annual conference providing leadership training, new industry products, industry networking and best practices.	TC
Kirby Torrey	10310	COMTOs National Meeting Training Conf. - Tampa, FL - Jul 12-16, 2019	\$ 2,484.16	Conference of Minority Transportation Officials (COMTO) provides a forum for minority professionals to ensure opportunities for individuals & businesses thru training & professional development	TC
Kirby Torrey	10310	DART Fare Collection Site Visit - Dallas, TX - Dec 1-3, 2019	\$ 997.43	DART Fare Collection Site Visit, Dallas, TX	MI
Kirnon, Justin W.	22435	Freight Logistics Study Committee - Savannah, GA - Sept 25-27, 2019	\$ 564.71	Monitor the work of this transportation study committee.	GF
Kirnon, Justin W.	22435	SLC Canceled -Airfare fees and hotel - New Orleans, LA trip canceled	\$ 424.00	Southern Legislative Conference to network with Georgia delegation	OC
Kirnon, Justin W.	22435	Women's Legislative Conference - Jekyll Island, GA - Sept 27-29, 2019	\$ 929.14	Network with members of the legislative caucus	OC
Kirsch, Jeffrey K.	18611	IAM NA Conference - Chicago, IL - Sept 30 - Oct 4, 2019	\$ 2,690.05	Institute of Asset Management first North American Conference. Multi-Industry knowledge exchange.	OC



**FY2020 Summary of MARTA Staff Travel**

Name	Cost Ctr	Description & Date	Amount	Purpose & Details	Code
Kirsch, Jeffrey K.	18611	FTA TAM Roundtable - Baltimore, MD - Jul 15-18, 2019	\$ 1,078.20	FTA sponsored Transit Asset Management Peer knowledge exchange. Updates on FTA's Transit Asset Management initiatives.	GF
Lacey, Stanley H.	16810	MAX 2019 CATS Visit - Charlotte, NC - Oct 20-25, 2019	\$ 1,496.00	Visited CATS as a participant of the 2019 MAX program. The program is a knowledge exchange program between transit agencies and hosted by the ENO Center for Transportation	MI
Lacey, Stanley H.	16810	MAX 2019 WMATA Visit - Washington, DC - Aug 11-16, 2019	\$ 1,695.89	Visited WMATA as a participant of the 2019 MAX program. The program is a knowledge exchange program between transit agencies and hosted by the ENO Center for Transportation	MI
Lapee, Paul	16720	Origami Risk 2020 User Conference - San Antonio, TX - 01/14/2020 To 01/16/2020	\$ 2,288.31	Origami User Conference	OC
Leaphart, Suzette	14310	NTD Conference - Los Angeles, CA - Sept 11-13, 2019	\$ 1,229.04	This course is intended for transit professionals whose responsibilities include some or all of the following related to the National Transit Database (NTD): reporting, statistical compilation, or other financial duties and activities.	TR
Lee, Ella S.	16710	2019 APTA Mid-Year Safety Seminar - Seattle, WA - 12/02/2019 To 12/06/2019	\$ 3,304.36	2019 APTA Mid-Year Safety Seminar	TC
Lee, Stephanie	11710	Entrepreneurs & Innovators Summit - Washington, DC - Feb 26-28, 2020	\$ 2,390.66	Invited by the White House Policy Advisor for Entrepreneurship & Innovation to speak as a panelist for the Supplier Diversity Session at the Summit and Reception in celebration of Black History Month at the White House.	MI
Lemke, Paul	16710	APTA Seminar - Seattle, WA - 12/02/2019 To 12/06/2019	\$ 3,326.40	APTA 2019 Mid-Year Safety Seminar	TC
Lester, Kerin	16730	APTA Sustainability Conference - Boston, MA - July 27-30, 2019	\$ 2,934.46	As Chair of the Environmental Management System (EMS) sub-committee, met with committee members and with the FTA's Environmental representative regarding future EMS assistance from the FTA.	TC
Li-Oppenheim, Yang Yang	14310	New Treasury System User Conf. - Boise, ID - Sept 11-14, 2019	\$ 1,416.70	New investment software implementation process, user training, learn new system.	TR
Littles, Deneva L.	19210	CALEA Conference - Airfare - Orlando, FL - Cancelled	\$ 321.80	Attendance to receive the 2019 Gold Standard of Excellence Award. (Trip cancelled)	OC
Littles, Deneva L.	19210	Crime Prevention Through Environmental Design - Tampa, FL - Feb 23-26, 2020	\$ 1,310.89	Law enforcement training to assist with the assessment of MARTA security risks and provide recommendations for improvement.	TR
Littles, Deneva L.	19210	FBI Leeda Media & Public Relation Training - Lavergne, TN - Nov 10-15, 2019	\$ 1,548.60	Law Enforcement Training to assist with Public Information Officer position.	TR
Littles, Deneva L.	19210	Master Public Information Officer Training - Lavergne, TN - Jan 26-31, 20	\$ 1,705.70	Law Enforcement Training to assist with Public Information Officer position.	TR
Lundstrom, Melody M.	17350	APTA Marketing & Communications Workshop - Orlando, FL - Feb 23-26, 20	\$ 2,197.75	Annual workshop to gain valuable knowledge, contacts and resources within the Transit industry, and facilitated roundtable discussions.	TC
Lynch, Michael	16810	MAX 2019 CATS Visit - Charlotte, NC - Oct 20-25, 2019	\$ 1,433.80	Visited CATS as a participant of the 2019 MAX program. The program is a knowledge exchange program between transit agencies and hosted by the ENO Center for Transportation	MI
Lynch, Michael	16810	MAX 2019 WMATA Visit - Washington, DC - Aug 11-15, 2019	\$ 1,678.95	Visited WMATA as a participant of the 2019 MAX program. The program is a knowledge exchange program between transit agencies and hosted by the ENO Center for Transportation	MI
Mack, Kerri A.	14310	National Transit Database Training - Los Angeles, CA - Sept 18-20, 2019	\$ 1,264.04	This course is intended for transit professionals whose responsibilities include some or all of the following related to the National Transit Database (NTD): reporting, statistical compilation, or other financial duties and activities.	TR
Major, Gena	16710	Transit Safety Institute Training - Baton Rouge, LA - Jan 12-16, 2020	\$ 1,033.94	TSI Training - Effectively Managing Transit Emergencies	TR
Mattson, Kristopher S.	19210	LA Metro Site Visit Closed Circuit Program Upgrade - Los Angeles, CA - Sept 16-20, 19	\$ 1,847.74	Site Visit at LA Metro to review their CCTV program.	MI
McCalla, Anthony	19210	Crime Prevention Through Environmental Design Training - Charlotte, NC - Dec 9-12, 2019	\$ 1,404.77	Law enforcement training to assist with the assessment of MARTA security risks and provide recommendations for improvement.	TR
McCalla, Anthony	19210	Crime Prevention Through Environmental Design Training - Bellingham, WA - Nov 3-9, 2019	\$ 2,036.12	Law enforcement training to assist with the assessment of MARTA security risks and provide recommendations for improvement.	TR
McCoy-Dhaamin Arnita D.	14740	Fort Campbell Spring Job Fair - Ft. Campbell, KY - Mar 19-22, 2020	\$ 1,056.93	Recruitment to fill current vacancies for all positions especially for Journey Bus Tech and Police.	MI
McCoy-Dhaamin Arnita D.	14740	Fort Campbell Winter Job Fair - Ft. Campbell, KY - Dec 9-12, 2019	\$ 1,017.84	Recruitment to fill current vacancies for all positions especially for Journey Bus Tech and Police.	MI
McKinzie, Pearlle L.	19210	Command College - Columbus, GA - Feb 9-14, 2020	\$ 672.50	Law Enforcement Training to assist with leadership role in the organization.	TR
McKinzie, Pearlle L.	19210	Command College - Columbus, GA - Jan 26-31, 2020	\$ 672.50	Law Enforcement Training to assist with leadership role in the organization.	TR
McKinzie, Pearlle L.	19210	Command College - Columbus, GA - Nov 10-15, 2019	\$ 727.70	Law Enforcement Training to assist with leadership role in the organization.	TR
McKinzie, Pearlle L.	19210	Command College - Columbus, OH - Aug 11-16, 2019	\$ 672.50	Law Enforcement Training to assist with leadership role in the organization.	TR
McKinzie, Pearlle L.	19210	Command College - Columbus, OH - Sept 8-13, 2019	\$ 672.50	Law Enforcement Training to assist with leadership role in the organization.	TR
McIntosh, James W.	19210	International Association of Emergency Managers Training Conf. - Savannah, GA - Nov 14-20, 2019	\$ 2,701.58	Mandatory annual training for certification, training, and best practices.	OC
Miller, Douglas	27110	Business Travel to Stadler Rail for New Car - Salt Lake, UT - Jan 13-17, 2020	\$ 312.00	Business Travel to Stadler Rail for New Car Procurement - Salt Lake City, UT	MI
Miller, Douglas	27110	Site Visit Stadler Rail New Car Procurement - Zurich, Switzerland - Feb 1-15, 20	\$ 934.50	Site Visit Stadler Rail New Car Procurement - Zurich, Switzerland	MI
Miller, Douglas	27110	Site Visit to Kinkisharyo to Review Progress of Fleet Life Extension Program - Newark, NJ - Oct 16-18, 2019	\$ 1,035.99	Site Visit to Kinkisharyo to Review Progress of Fleet Life Extension Program - Newark, NJ	MI
Monaco, John	16230	Origami Risk User Conference - San Antonio, TX - Jan 12-16, 2020	\$ 1,328.55	Attend users conference for risk management information system, Origami Risk	OC

**FY2020 Summary of MARTA Staff Travel**

Name	Cost Ctr	Description & Date	Amount	Purpose & Details	Code
Morales, Edwin	18210	Dallas Area Rapid Transit Site Visit with MPD - Dallas, TX - Aug 27-29, 2019	\$ 775.08	Site Visit at DART to review the DART Police Department Computer-Aided Dispatch (CAD) Management System.	MI
Mullinax, Melissa J	22620	APTA Marketing Conference - Orlando, FL - 02/23/2020 To 02/26/2020	\$ 1,720.00	APTA Marketing Conference	OC
Mullinax, Melissa J.	22620	APTA Annual Conference - New York, NY - Oct 11-15, 2019	\$ 5,058.17	Annual conference providing leadership training, new industry products, industry networking and best practices	TC
Mullinax, Melissa J.	22620	Fare Collection System Tour - Dallas, TX - Dec 1-3, 2019	\$ 1,265.08	Met with DART staff and fare collection vendor to assess the merits of their fare collection system upgrades.	MI
Mullinax, Melissa J.	22620	Human Trafficking Awareness Month Pledge - Washington, DC - Jan 28, 2020	\$ 904.80	Travel to DC with GM to sign US DOT pledge on human trafficking	MI
Mullinax, Melissa J.	22620	NACO Conference - Washington, DC - Mar 2-3, 2020	\$ 1,030.14	Attended the National Association of Counties Legislative Conference dinner in honor of 2nd Vice President and DeKalb County Commissioner Larry Johnson.	GF
Mullinax, Melissa J.	22620	Railvolution Conference - Vancouver, BC - Sept 8-11, 2019	\$ 2,355.39	Annual conference providing leadership training, new industry products, industry networking and best practices	TC
Mullinax, Melissa J.	22620	Railvolution Steering Committee - Miami, FL - Jan 8-10, 2020	\$ 1,063.79	Serves as the Authority's representative on the Railvolution's National Steering Committee	TC
Mullinax, Melissa J.	22620	Uber Meeting - Washington, DC - Sept 29, 2019	\$ 955.93	Met with Uber executives to discuss partnership and last mile options.	MI
Nash, Paula	11710	COMTO Conference - Tampa, FL - July 14-16, 2019	\$ 2,267.96	Annual conference providing leadership training, new industry products, industry networking and best practices.	TC
Naylor, Jessica L	12120	Trip Cancelled - COVID19 - Non-Refundable Airfare	\$ 366.60	Trip Cancelled - COVID19	TR
O'Neill, Elizabeth	16110	APTA Legal Affairs Seminar - San Diego, CA - Feb 22-24, 2020	\$ 1,971.30	Annual Legal Affairs Seminar meeting with other transit legal professionals; also for Continuing Legal Education credits	TC
O'Neill, Elizabeth	16110	APTA October New York Conference - New York, NY - Oct 11-16, 2019	\$ 2,848.90	Annual APTA conference for Transit members to discuss industry standards and issues, FTA Safety Training for new PTASP requirement	TC
Owensby, Nikki K.	14310	NTD Conference - Los Angeles, CA -Sept 11-13, 2019	\$ 1,277.79	This course is intended for transit professionals whose responsibilities include some or all of the following related to the National Transit Database (NTD): reporting, statistical compilation, or other financial duties and activities.	TR
Parham, Dedric	16750	Professional Development - Washington, DC - Sept 22-24, 2019	\$ 1,489.39	FTA/State Safety Oversight/Rail Transit Agenct Workshop, to provide training and professional development. Needed as a part of the role as Manager of Safety Management Systems.	TR
Parker, Jeffrey A.	11110	2019 APTA TransFORM - New York, NY - Oct 13-17, 2019	\$ 3,734.55	Transportation industry largest meeting/exposition. APTA Annual provides an opportunity to discuss issues and best practices with transit leaders and professionals in the industry. Attended APTA Board Meeting.	TC
Parker, Jeffrey A.	11110	APTA Go Triangle Peer Review - Durham, NC - Sept 17-20, 2019	\$ 1,456.87	APTA's peer review of the demise of the GoTriangle Light Rail Transit Project - Orange-Durham, NC	MI
Parker, Jeffrey A.	11110	APTA Moving America Forward Forum - Las Vegas, NV - Feb. 16, 2020	\$ 1,443.15	Attended Moving America Forward Presidential Candidates Forum, co-sponsored by APTA. The candidates addressed their plans for infrastructure, jobs and building a better America.	MI
Parker, Jeffrey A.	11110	APTA Nomination Committee - Denver, CO - Sept 4-6, 2019	\$ 1,177.26	Member of the APTA Nominating Committee. Tasked with selecting candidates to the APTA Executive Committee.	MI
Parker, Jeffrey A.	11110	Cubic Inc. Facility Tour - Boston, MA - Feb 2-5, 2020	\$ 1,137.09	Site Visit - Tour Cubic Inc. Facility re possible MARTA implementation strategies.	MI
Parker, Jeffrey A.	11110	ENO/MAX Graduation - Charlotte, NC - Oct 24-25, 2019	\$ 1,237.25	Attended ENO/MAX Multi-Agency Exchange Program graduation activities. ENO/MAX is a collaborative leadership development, inter-agency networking and best practice sharing program with six (6) six participating agencies, which MARTA is a part of.	TC
Parker, Jeffrey A.	11110	Human Trafficking Awareness Month Pledge - Washington, DC - Jan 28, 2020	\$ 976.10	Attended Human Trafficking Awareness Pledge Program in support of First Lady Marty Kemp, to combat the threat of human trafficking in the State of Georgia.	MI
Parker, Jeffrey A.	11110	Legislative Conference - Washington, DC - Sept 13-14, 2019	\$ 1,111.36	The legislative conference is an opportunity for public transportation industry members to make our voices heard in Washington, DC. The conference educates members on important federal legislation and policy initiatives.	TC
Parker, Jeffrey A.	11110	National Advanced Tech Transit Vehicle Advisory Panel - Los Angeles, CA - Aug. 19 - 21, 2019	\$ 2,264.05	Panelist re research and outreach priorities for the newly created Transit Vehicle Innovation Deployment Centers (TVIDCs). These Centers will facilitate the development, production, and deployment of advanced technology transit vehicles and infrastructure.	TC
Parker, Jeffrey A.	11110	Stadler Rail Car Tour - London, England - Feb 29-Mar 7, 2020	\$ 6,531.63	Site visit to Stadler Zurich for New Rail Car Procurement Project.	MI
Perez, Adelle P.	18611	Public-Private Partnership - Dallas, TX - 03/01/2020 To 03/05/2020	\$ 1,323.52	Public Private Partnership Conference for learning alternative delivery methods for Capital Program and Delivery.	MI
Piermarini, Josh	10240	Commvault Training - Chicago, IL - Sept 15-20, 2019	\$ 2,754.40	Commvault Back-up Solutions Training teaches essential skills for configuring & administering Commvault software to protect data in virtual & physical infrastructures	TR

**FY2020 Summary of MARTA Staff Travel**

Name	Cost Ctr	Description & Date	Amount	Purpose & Details	Code
Piermarini, Josh	10240	IBM Tech U - Las Vegas, NV - Oct 2-12, 2019	\$ 4,276.25	IBM Systems Technical University's training is designed for technical development in IBM.Z, IBM Power Systems, & IBM Storage	TR
Piermarini, Josh	10240	IBM Corporation - Chicago, IL - Sept 10-15, 2019	\$ 3,434.22	IBM Corporation/Washington Systems Center-Storage is a hands on technical workshop for IBM Sectrum Scale & the Elastic Storage Server	TR
Pines, Erica C	22620	NACO Conference - Washington, D.C. - 03/02/2020 To 03/03/2020	\$ 824.71	Attended the National Association of Counties Legislative Conference dinner in honor of 2nd Vice President and DeKalb County Commissioner Larry Johnson.	OC
Pogue, Ira D.	18920	Fracture Critical Bridge Training - Arlington, VA - Feb 10-14, 2020	\$ 2,503.76	Training that teaches techniques and methods to inspect fracture critical steel bridges	TR
Porter, Floyd P.	10240	IBM Corporation - Chicago, IL - Sept 10-15, 2019	\$ 5,859.36	IBM Corporation/Washington Systems Center-Storage is a hands on technical workshop for IBM Sectrum Scale & the Elastic Storage Server	TR
Putney, Frank T. Jr.	16120	Annual Workers Comp Seminar - Jekyll Island, GA - Oct 2-5, 2019	\$ 1,245.02	Annual Workers' Comp Seminar for Continuing Legal Education credits and for leaning up-to-date changes to Workers' Comp laws and to discuss issues related to Workers' Compensation.	TR
Rasheed, Arlandria W.	17972	Fare Collection 2.0 Tour-TriMet - Portland, OR - Sept 30-Oct 2, 2019	\$ 1,713.04	Toured peer Agency facilities assessing proposed FC vendors and equipment.	MI
Rasheed, Arlandria W.	17972	Fare Collection Tour - CTA - Chicago, IL - Sept 23-25, 2019	\$ 1,363.62	FC 2.0 group met with CTA Officials to discuss past practices and trends for new Fare Collection proposals.	MI
Ray, Teresa J.	18611	APTA TAM Working Group - Chicago, IL - Aug 21-25, 2019	\$ 1,062.77	APTA led Transit Asset Management Working Group developing Best Practices / Recommendations for Transit Asset Management	MI
Ray, Teresa J.	18611	FTA TAM Roundtable - Baltimore, MD - Jul 15-18, 2019	\$ 1,159.62	FTA sponsored Transit Asset Management Peer knowledge exchange. Updates on FTA's Transit Asset Management initiatives. I gave a presentation on Asset Risk Management / Risk Registers	GF
Ray, Teresa J.	18611	IAM NA Conference - Chicago, IL - Sept 30 - Oct 4, 2019	\$ 2,923.12	Institute of Asset Management first North American Conference. Multi-industry knowledge exchange.	OC
Reed, Kegeia T	15214	TSI Tranist System Security Class - Phoenix, AZ - 01/12/2020 To 01/18/2020	\$ 1,568.71	TSI Transit System Security Class	TR
Roberson, Tracie	25210	Rail Volution Annual Conference - Vancouver, BC - 09/08/2019 To 09/12/19	\$ 2,283.22	Learn about new concepts and ideas and issues by sharing experiences and best practices with peers.	TR
Roberson, Tracie	25210	Key Policy Committee Meeting Autonomous Bus Consortium - Arlington, VA - Aug 14-15, 2019	\$ 906.53	Kick off meeting for consortium participants. Participated in panel discussion on automated bus tech	MI
Robinson, Cory	18920	Fracture Critical Bridge Training - Arlington, VA - Feb 10-14, 2020	\$ 2,503.76	Training that teaches techniques and methods to inspect fracture critical steel bridges	TR
Rowe, Adrienne L.	16810	MAX 2019 CATS Visit - Charlotte, NC - Oct 20-25, 2019	\$ 1,538.02	Knowledge exchange program between transit agencies and hosted by the Eno Center for Transportation	MI
Rowe, Adrienne L.	16810	MAX 2019 WMATA Visit - Washington, DC - Aug 11-16, 2019	\$ 1,524.95	Knowledge exchange program between transit agencies and hosted by the Eno Center for Transportation	MI
Rucker, Franklin	11610	Bond Buyer Transportation Finance/P3 Conf. - Denver, CO - Nov 13-15, 2019	\$ 972.08	Finance conference providing transporation and infrastructure leadership training, new industry products, industry networking and best practices.	OC
Ruiz, Abel	14840	GIAO Conference - Las Vegas, NV - 03/17/2020 To 03/20/2020	\$ 561.38	Participate in discussions on exisitng and new investment options with other government investment professionals.	GF
Ruiz, Abel	14840	Clearwater Conference - Boise, ID - Sept 11-14, 2019	\$ 1,349.01	Annual conference and learning exchange for investment management and accounting booking software solution. This keeps staff up to date on software best practices which are brought back and shared with a larger group.	GF
Saintil, Remy	18810	Future Facilities & Power Summit 10 - Tampa, FL - Oct 21-23, 2019	\$ 944.92	This annual conference was designed to assist with accelerated decision making, prioritizing initiatives, planning for and capitalizing on emerging technologies and provided access to some of the leading providers in technology and solutions.	TR
Saintil, Remy	27110	IAM 2019 N American Management Conf - Chicago, IL - Sept 30-Oct 4, 2019	\$ 2,884.36	This conference's focus was for asset management professionals who were seeking to gain insight into and hear firsthand experiences from the latest methodology and technology innovators who are driving the discipline forward.	TR
Samuels, Philip	15640	Training - Houston, TX - Oct 20-25, 2019	\$ 1,577.25	TSSP Transit Safety and Security Program) Training required US DOT	TR
Scandrett, Kenneth A.	19210	Recruitment Efforts - Ft. Campbell, KY - Oct 15-19, 2019	\$ 698.70	Job fair at Fort Campbell. To provide information to potential applicants for recruitment efforts.	MI
Shannon, Raymell P.	10370	Fare Collection Review TriMet - Portland, OR - Sept 30-Oct 2, 2019	\$ 1,362.74	Met with TriMet staff and fare collection vendor to assess the merits of their fare collection system upgrades.	MI
Shaw, Charlotte	16810	2019 MAX Program/Cats Visit - Charlotte, NC - 10/20/2019 To 10/25/2019	\$ 1,233.80	2019 MAX Program - CATS Visit	MI
Shaw, Charlotte	16810	MAX 2019 WMATA Visit - Washington, DC - Aug 11-16, 2019	\$ 1,634.19	2019 MAX Program - WMATA Visit	
Sheth, Chetan B.	14310	Clearwater Conference - Boise, ID - Sept 11-14, 2019	\$ 1,392.90	Training for expense reimbursement software	TR
Sibert, James E.	16710	FTA SSO RTA Workshop, Washington, D.C. - 09/22/2019 To 09/26/2019	\$ 1,848.92	FTA State Safety Oversight & Rail Transit Agency Workshop	TR
Spencer, Ethridge R.	27110	Business Travel Kinkisharyo Site Visit - Newark, NJ - Aug 6-11, 2019	\$ 1,705.79	Site Visit to Kinkisharyo to Review Progress of Fleet Life Extension Program - Newark, NJ	MI
Spencer, Ethridge R.	27110	Site Visit Kinkisharyo to Evaluate Fleet Life Extension - Newark, NJ - Oct 16-20, 2019	\$ 1,204.90	Site Visit to Kinkisharyo to Review Progress of Fleet Life Extension Program - Newark, NJ	MI
Springstead, David M.	27110	APTA Peer Review - London, United Kingdom - Sept 28-Oct 8, 2019	\$ 3,277.13	APTA Peer Review of member Transit Authority - London, United Kingdom	MI

**FY2020 Summary of MARTA Staff Travel**

Name	Cost Ctr	Description & Date	Amount	Purpose & Details	Code
Springstead, David M.	27110	APTA Transform - New York, NY - Oct 10-18, 2019	\$ 4,467.57	Annual Conference for Transit Authority members providing training and discussing best practices	TC
Springstead, David M.	27110	TRB Conference - Washington, DC - Aug 7-9, 2019	\$ 823.60	Annual Conference covers all transportation modes that addresses topics to senior Management	TC
Springstead, David M.	27110	Visit to Stadler - Zurich, Switzerland - Feb 28 - Mar 8, 2020	\$ 3,412.82	Site Visit to Stadler Zurich for New Rail Car Procurement Project	CP
Talbott, Kirk R	10110	APTA Tech Conference - Columbus, OH - Sept 15-18, 2019	\$ 1,826.00	APTAtch Transportation Technology Conference explores how the public uses innovative techniques to navigate transit including emerging technologies in Fare Payment.	TC
Talbott, Kirk R	10110	Transit CIO Consortium - Las Vegas, NV - Feb 26-28, 2020	\$ 449.30	Transit CIO Consortium provides quarterly meetings for peer transit executives to discuss technology issues & practices	OC
Thomas, Maranda S.	19210	Job Fair Recruiting Efforts - Columbia, SC - Sept 11-12, 2019	\$ 345.79	Job fair at Benedict College. To provide information to potential applicants for recruitment efforts.	MI
Thomas, Maranda S.	19210	Recruitment Efforts. - Ft. Campbell, KY - Oct 15-19, 2019	\$ 698.70	Job fair at Fort Campbell. To provide information to potential applicants for recruitment efforts.	MI
Thomas, Philippe G.	18920	Fracture Critical Bridge Inspection Training - Arlington, VA - Feb 10-14, 20	\$ 2,539.08	training that teaches techniques and methods to inspect fracture critical steel bridges	tr
Thomas, Richard W.	16810	MAX 2019 CATS Visit - Charlotte, NC - Oct 20-25, 2019	\$ 1,468.89	This Eno-MAX conference brought front-line managers to visit their counterparts in the other agencies for a collaborative best-practice sharing program.	TR
Thomas, Richard W.	16810	MAX 2019 WMATA Visit - Washington, DC - Aug 9-19, 2019	\$ 1,490.95	This Eno-MAX conference brought front-line managers to visit their counterparts in the other agencies for a collaborative best-practice sharing program.	TR
Tzanov, Emil R	12110	Trip Cancelled - COVID19 - Non-Refundable Airfare	\$ 192.00	Trip Cancelled - COVID19	TR
Valaer, John Christian	23110	FTA Conference - Washington, DC - 09/22/2019 To 09/26/2019	\$ 1,871.31	To attend the 2019 FTA Joint Safety Oversight and Rail Transit Agency Workshop	TR
Vallo, Jacob D	22210	Rail Volution - Miami, FL - 01/08/2020 To 01/10/2020	\$ 339.60	National Steering Committee	OC
Vallo, Jacob D.	22210	APTA Annual Conference - New York, NY - Oct 15, 2019	\$ 415.50	Spoke as a panelist on the topic of transit oriented development	TC
Vallo, Jacob D.	22210	Core Net Global Summit - Anaheim, CA - Oct 21, 2019	\$ 794.90	Spoke as a panelist on the topic of transit oriented development	OC
Vallo, Jacob D.	22210	Rail Volution - Vancouver, Canada - Sept 8-11, 2019	\$ 3,326.39	Annual Transit Oriented Development Conference - Best Practice Learning	TC
Van Holten, Natasha	10240	DART Site Visit with MPD - Dallas, TX - Aug 27-29, 2019	\$ 1,131.36	DART Fare Collection Site Visit with MARTA Police Department, Dallas, TX	MI
Wallace, Richard D.	22750	ESRI Conference - San Diego, CA - July 7-13, 2019	\$ 3,055.30	Annual Geograhic Information Systems conference that provides training, concepts and best practices in planning and analytical techniques in computerized mapping technologies.	OC
Williams, Arthur T. Jr.	19210	Recruitment Efforts Ft. Campbell - Ft Campbell, KY - Dec 2-6, 2019	\$ 631.50	Job fair at Fort Campbell. To provide information to potential applicants for recruitment efforts.	MI
Williams, Arthur T. Jr.	19210	Recruitment Efforts. Ft. Campbell - Ft. Campbell, KY - Oct 15-19, 2019	\$ 698.70	Job fair at Fort Campbell. To provide information to potential applicants for recruitment efforts.	MI
Woods, Henry L.	15610	Rail Simulator Demo - New York Oct. 17, 2020	\$ 575.00	Authority wanted to see the product in action before to comitting funds.	MI
Woods, Henry L.	15610	Demo of Rail Simulator - New York, NY - 10/17/2019 To 10/17/2019	\$ 541.60	Demo of Rail Simulator	CP
Wright, George	15240	APTA - New York, NY - Oct 11-18, 2019	\$ 5,113.33	Industry Networking, Education, Peer Intelligence NYCT (Station Transformation)	TC
			\$ 376,055.53		



# **METROPOLITAN ATLANTA RAPID TRANSIT AUTHORITY**

## **EMPLOYEES WITH ANNUAL COMPENSATION OF \$20,000 OR MORE**

The salary section of the FY 2020 MARTOC Report lists all MARTA employees who have an annual base salary of \$20,000 or more or those who have earned \$20,000 or more during the reporting period (July 1, 2019 through June 30, 2020).

# **METROPOLITAN ATLANTA RAPID TRANSIT AUTHORITY**

## **EMPLOYEES WITH ANNUAL COMPENSATION OF \$20,000 OR MORE**

The following definitions explain the figures reflected in the report:

- **Base Salary** – The annual salary for non-union employees; the hourly rate multiplied by the total annual regular hours for union employees for the respective fiscal year.
- **Difference (+/-)** – The difference between the current annual base salary and the previous base salary. May include automatic step increases (union employees), promotions, progressions, employees moving from part-time to full-time positions, adjustments resulting from wage/salary updates, and other salary adjustments.
- **Regular Earnings** – Includes time entry wages/salary, Paid Time Off (PTO) taken, Vacation, Sick Leave, Holiday pay, and other leave pay, etc.
- **Overtime Earnings** – Overtime payments are made for (1) scheduled overtime, in which overtime is built into the employee's routine work assignment (i.e., Bus Operators who pick work that pays more than 8 hours a day), and (2) unscheduled overtime, in which overtime is assigned, as needed, to cover employee absences or to meet special work needs. Unscheduled Overtime is necessary for any number of reasons, including but not limited to, unexpected employee absences, unanticipated needs for repair work either to stations, tracks, buses or trains, and/or similar situations.
- **Other Earnings** – Includes Paid Time Off (PTO) sold, uniform/tool allowance, jury duty, and military pay.
- **Gross Earnings** – Reflects fiscal year-to-date gross earnings. May include overtime pay, deferred compensation, sold PTO, union arbitration awards, taxable value of such perquisites as use of company car and life insurance, uniform/tool allowance, and other pay peculiar to existing MARTA employment agreements.

An asterisk (\*) before the position indicates a bargaining unit position.

## MARTOC REPORT

EE NUMBER	TITLE	FY 19	FY 20	DIFFERENCE	REGULAR	OVERTIME	OTHER	TOTAL
		BASE SALARY	BASE SALARY	+/-	EARNINGS	EARNINGS	EARNINGS	EARNINGS
0000340741	*JOURNEYMAN ET-RAIL CAR MAINT	49,774.40	52,832.00	3,057.60	53,340.57	5,931.70	225.00	59,497.27
0000343195	*BUS OPERATOR	34,070.40	35,110.40	1,040.00	35,910.45	6,288.33	0.00	42,198.78
0000315788	*RAIL STATION CLEANER	32,947.20	33,945.60	998.40	37,387.24	10,202.22	0.00	47,589.46
0000340542	SERVICE PLANNER II	55,514.94	55,514.94	0.00	55,590.68	0.00	0.00	55,590.68
0000328850	*JOURNEYMAN ET-TRAIN CONTROL	52,936.00	54,537.60	1,601.60	57,238.70	24,672.57	225.00	82,136.27
0000342151	*BUS OPERATOR	34,070.40	38,729.60	4,659.20	37,358.95	8,129.63	446.88	45,935.46
0000327035	*JOURNEYMAN ET-RAIL CAR MAINT	52,936.00	54,537.60	1,601.60	55,534.50	34,201.12	225.00	89,960.62
0000303792	*BUS OPERATOR	48,713.60	50,169.60	1,456.00	53,091.00	15,401.66	192.96	68,685.62
0000344201	*JOURNEYMAN RAIL CAR MECHANIC	47,320.00	47,320.00	0.00	27,253.72	0.00	0.00	27,253.72
0000306520	*BUS OPERATOR	48,713.60	50,169.60	1,456.00	35,339.27	3,549.75	1,532.48	40,421.50
0000342705	*JOURNEYMAN BUS TECHNICIAN	45,926.40	50,752.00	4,825.60	33,939.27	1,933.20	225.00	36,097.47
0000334534	*JOURNEYMAN RAIL CAR MECHANIC	52,936.00	54,537.60	1,601.60	54,699.00	5,036.20	225.00	59,960.20
0000330835	TRANSIT POLICE OFFICER SPECIAL (DATE LAST EMPLOYED 16-Jun-2020)	62,878.40	62,878.40	0.00	50,403.03	11,400.52	12,404.23	74,207.78
0000339399	CONTRACT SPECIALIST I	63,256.18	62,099.18	-1,157.00	62,571.36	0.00	0.00	62,571.36
0000323617	SR REDUCED FARE REPRESENTATIVE	42,256.50	42,256.50	0.00	40,794.93	1,019.33	0.00	41,814.26
0000327032	*JOURNEYMAN ET-RAIL CAR MAINT	52,936.00	54,537.60	1,601.60	53,051.85	419.93	225.00	53,696.78
0000332656	SUPV RAIL LINE	44,678.40	58,968.00	14,289.60	58,101.09	15,764.37	0.00	73,865.46
0000332202	*SERVICEPERSON I	36,899.20	38,022.40	1,123.20	39,258.60	3,276.44	0.00	42,535.04
0000339389	*BUS OPERATOR (DATE LAST EMPLOYED 10-Feb-2020)	37,585.60	38,729.60	1,144.00	20,736.56	2,380.40	945.08	24,062.04
0000323300	COMMUNICATIONS ENGINEER VI	93,642.64	93,642.64	0.00	93,644.38	0.00	4,394.02	98,038.40
0000333272	TRANSIT POLICE OFFICER SR	60,465.60	60,465.60	0.00	59,102.38	34,345.86	6,270.07	99,718.31
0000333418	*RAIL OPERATOR	48,193.60	49,649.60	1,456.00	50,517.90	3,702.33	0.00	54,220.23
0000334255	*JOURNEYMAN ET-TRAIN CONTROL	52,936.00	54,537.60	1,601.60	57,042.01	22,345.96	225.00	79,612.97
0000335424	*SERVICEPERSON IV	39,436.80	40,622.40	1,185.60	41,990.36	3,870.36	0.00	45,860.72
0000303666	SUPV BUS TRANSPORTATION	62,462.40	68,539.90	6,077.50	67,163.85	0.00	12,842.29	80,006.14
0000306619	SUPV BUS TRANSPORTATION	62,441.60	62,441.60	0.00	58,793.19	4,375.22	5,220.88	68,389.29
0000332187	*BUS OPERATOR	48,193.60	49,649.60	1,456.00	52,069.34	3,459.92	0.00	55,529.26
0000337064	*JOURNEYMAN ET-TRAIN CONTROL	52,936.00	54,537.60	1,601.60	51,284.25	16,492.21	225.00	68,001.46
0000338011	*RAIL STATION CLEANER	32,947.20	33,945.60	998.40	35,691.52	14,659.56	0.00	50,351.08
0000342953	TRANSIT POLICE OFFICER	39,291.20	44,200.00	4,908.80	45,510.88	7,205.39	850.00	53,566.27
0000327671	*JOURNEYMAN ELEC POWER ELECT (DATE LAST EMPLOYED 09-Sep-2019)	52,936.00	52,936.00	0.00	11,993.01	10,221.38	0.00	22,214.39
0000322046	*MATERIAL CONTROLLER	44,137.60	46,529.60	2,392.00	35,153.10	686.89	334.83	36,174.82
0000318939	*SERVICEPERSON I	39,436.80	38,022.40	-1,414.40	31,591.28	280.74	1,156.96	33,028.98
0000302561	FARE COLLECTION ASST	33,286.50	33,286.50	0.00	34,076.61	1,248.79	0.00	35,325.40



**METROPOLITAN ATLANTA RAPID TRANSIT AUTHORITY (MARTA)**  
**MARTOC REPORT**

EE NUMBER	TITLE	FY 19	FY 20	DIFFERENCE +/-	REGULAR EARNINGS	OVERTIME EARNINGS	OTHER EARNINGS	TOTAL EARNINGS
		BASE SALARY	BASE SALARY					
0000331667	ADMINISTRATIVE ASSISTANT	38,883.00	38,883.00	0.00	35,223.75	152.46	1,590.22	36,966.43
0000320333	PERFORMANCE ANALYST	76,397.10	76,397.10	0.00	71,988.92	0.00	4,407.60	76,396.52
0000305900	MGR TRANSIT ANALYSIS (DATE LAST EMPLOYED 01-Feb-2020)	94,382.34	94,382.34	0.00	76,482.91	0.00	15,377.14	91,860.05
0000302113	SR RADIO COMMUNICATIONS ENGR	89,430.12	89,430.12	0.00	89,933.80	0.00	8,897.16	98,830.96
0000334076	SR COST ANALYST	71,285.50	86,172.32	14,886.82	83,602.82	0.00	4,872.49	88,475.31
0000337481	*RAIL STATION CLEANER	32,947.20	33,945.60	998.40	35,636.92	10,303.74	0.00	45,940.66
0000340902	SR DIR SYST PLANNING & INNOV (DATE LAST EMPLOYED 12-Aug-2019)	136,000.02	136,000.02	0.00	20,230.82	0.00	0.00	20,230.82
0000340591	SR INFORMATION TECH AUDITOR	94,770.52	94,770.52	0.00	94,774.12	0.00	0.00	94,774.12
0000306642	*BUS OPERATOR	48,193.60	49,649.60	1,456.00	30,911.77	7,313.60	0.00	38,225.37
0000302423	EMPLOYEE RELATIONS SPECIALIST (DATE LAST EMPLOYED 01-Feb-2020)	82,710.42	82,710.42	0.00	47,412.19	0.00	14,588.93	62,001.12
0000343131	*BUS OPERATOR (DATE LAST EMPLOYED 11-May-2020)	34,070.40	35,110.40	1,040.00	30,282.59	5,477.46	0.00	35,760.05
0000331809	*BUS OPERATOR	48,193.60	49,649.60	1,456.00	43,674.96	13,543.03	185.36	57,403.35
0000316283	*JOURNEYMAN TRACK MAINTAINER	52,936.00	54,537.60	1,601.60	39,193.44	2,556.15	0.00	41,749.59
0000342001	MECHANICAL ENGINEER IV	70,000.06	70,000.06	0.00	70,288.15	0.00	287.18	70,575.33
0000341504	*BUS OPERATOR (DATE LAST EMPLOYED 08-Mar-2020)	34,070.40	38,729.60	4,659.20	23,263.84	5,088.28	406.64	28,758.76
0000338782	TRANSIT POLICE OFFICER SR	45,947.20	47,798.40	1,851.20	48,304.46	0.00	3,605.60	51,910.06
0000331057	*RAIL OPERATOR	48,193.60	49,649.60	1,456.00	43,618.01	4,577.61	2,442.99	50,638.61
0000305845	*BUS OPERATOR	48,713.60	50,169.60	1,456.00	51,588.24	11,281.41	0.00	62,869.65
0000343281	*BUS OPERATOR	35,110.40	35,110.40	0.00	34,792.68	7,948.56	0.00	42,741.24
0000338063	*RAIL STATION CLEANER	32,947.20	33,945.60	998.40	35,377.00	7,875.00	1,274.88	44,526.88
0000342998	CUSTOMER CARE REP	38,746.50	38,746.50	0.00	39,077.65	223.54	0.00	39,301.19
0000333217	TRANSIT POLICE SERGEANT (DATE LAST EMPLOYED 06-Oct-2019)	59,820.80	62,192.00	2,371.20	19,109.26	3,867.94	2,271.25	25,248.45
0000342158	*BUS OPERATOR	34,070.40	38,729.60	4,659.20	35,861.04	5,890.89	297.92	42,049.85
0000342590	AGM PLANNING	175,000.02	175,000.02	0.00	175,000.31	0.00	0.00	175,000.31
0000338679	ROOF INSPECTOR I	47,755.50	51,376.52	3,621.02	48,534.98	989.46	0.00	49,524.44
0000335497	*RAIL OPERATOR	44,678.40	49,649.60	4,971.20	44,156.29	9,661.56	744.72	54,562.57
0000318010	*RAIL OPERATOR	48,193.60	49,649.60	1,456.00	49,813.22	4,377.57	0.00	54,190.79
0000326270	*JOURNEYMAN ET-TRAIN CONTROL	52,936.00	54,537.60	1,601.60	60,078.20	41,076.85	225.00	101,380.05
0000304699	*MATERIAL CONTROLLER	49,129.60	51,126.40	1,996.80	52,858.57	2,057.79	0.00	54,916.36
0000339764	*BUS OPERATOR	37,585.60	42,369.60	4,784.00	34,159.25	1,052.42	1,606.48	36,818.15
0000341064	*JOURNEYMAN ELEC POWER ELECT	45,926.40	51,272.00	5,345.60	50,029.20	19,782.15	225.00	70,036.35
0000330152	*RAIL STATION CLEANER	32,947.20	33,945.60	998.40	35,278.60	8,192.34	0.00	43,470.94
0000332648	MOBILITY CUSTOMER CARE REP	40,930.50	40,930.50	0.00	34,214.00	519.40	3,827.55	38,560.95
0000343285	*BUS OPERATOR	35,110.40	35,110.40	0.00	29,028.63	2,436.38	0.00	31,465.01

## MARTOC REPORT

EE NUMBER	TITLE	FY 19 BASE SALARY	FY 20 BASE SALARY	DIFFERENCE +/-	REGULAR EARNINGS	OVERTIME EARNINGS	OTHER EARNINGS	TOTAL EARNINGS
0000302597	*BUS OPERATOR	48,193.60	50,169.60	1,976.00	49,237.24	12,452.49	1,894.80	63,584.53
0000322682	*JOURNEYMAN ET-RADIO MAINT	52,936.00	54,537.60	1,601.60	57,489.69	20,396.62	428.60	78,314.91
0000303056	SUPV CAR REPAIR INSPECTION	62,608.00	62,608.00	0.00	64,702.60	5,621.63	7,705.61	78,029.84
0000316060	*BUS OPERATOR (DATE LAST EMPLOYED 01-Feb-2020)	48,193.60	48,193.60	0.00	33,614.40	1,977.98	0.00	35,592.38
0000304982	CHF CUSTOMER EXPER OFFICER	127,335.00	180,000.08	52,665.08	145,088.31	0.00	21,667.90	166,756.21
0000317919	*RAIL STATION CLEANER	32,947.20	33,945.60	998.40	35,186.56	7,602.30	0.00	42,788.86
0000338915	CUSTOMER CARE REP (DATE LAST EMPLOYED 23-Mar-2020)	41,106.00	41,106.00	0.00	29,872.94	76.77	250.44	30,200.15
0000316367	CONTRACT PROFESSIONAL (DATE LAST EMPLOYED 18-Jan-2020)	0.00	0.00	0.00	31,099.27	161.55	0.00	31,260.82
0000335801	*BUS OPERATOR	44,678.40	49,649.60	4,971.20	43,427.93	4,146.89	4,210.88	51,785.70
0000303490	TRANSIT POLICE OFFICER SR (DATE LAST EMPLOYED 18-Oct-2019)	60,465.60	60,465.60	0.00	10,697.64	0.00	34,818.72	45,516.36
0000304446	TRANSIT POLICE OFFICER SR	60,465.60	60,465.60	0.00	55,139.47	9,860.08	10,474.41	75,473.96
0000327626	*RAIL OPERATOR	48,193.60	49,649.60	1,456.00	37,627.79	1,633.66	3,904.16	43,165.61
0000327637	*BUS OPERATOR	48,193.60	49,649.60	1,456.00	50,263.28	1,779.26	0.00	52,042.54
0000340455	*BUS OPERATOR	34,070.40	38,729.60	4,659.20	27,567.55	1,804.30	2,441.36	31,813.21
0000337475	*BUS OPERATOR	41,121.60	46,030.40	4,908.80	44,161.66	12,233.97	2,681.60	59,077.23
0000331312	*BUS OPERATOR	48,193.60	49,649.60	1,456.00	52,264.95	10,836.17	0.00	63,101.12
0000321278	*STATION AGENT	43,097.60	44,408.00	1,310.40	47,425.24	11,639.79	0.00	59,065.03
0000324778	*BUS OPERATOR	48,193.60	49,649.60	1,456.00	50,138.51	18,553.38	932.40	69,624.29
0000334443	FIELD DATA COLLECTION SPEC	39,643.50	39,643.50	0.00	23,585.29	9.75	0.00	23,595.04
0000331538	*JOURNEYMAN ET-TRAIN CONTROL	52,936.00	54,537.60	1,601.60	56,371.87	39,079.05	225.00	95,675.92
0000324130	*RAIL STATION CLEANER	32,947.20	33,945.60	998.40	34,673.44	5,362.74	0.00	40,036.18
0000321209	*JOURNEYMAN BUS TECHNICIAN	52,124.80	53,705.60	1,580.80	38,002.89	32,993.48	225.00	71,221.37
0000337724	*BUS OPERATOR	41,121.60	46,030.40	4,908.80	47,545.67	17,452.25	0.00	64,997.92
0000344130	*BUS OPERATOR	35,110.40	35,110.40	0.00	21,195.59	1,212.31	0.00	22,407.90
0000342725	AGM CAPITAL PRGM DELIVERY	190,000.20	190,000.20	0.00	200,000.27	0.00	0.00	200,000.27
0000338534	*BUS OPERATOR	37,585.60	42,369.60	4,784.00	42,508.95	9,021.54	790.80	52,321.29
0000335201	*BUS OPERATOR	44,678.40	49,649.60	4,971.20	36,709.02	1,602.98	1,789.28	40,101.28
0000341138	*BUS OPERATOR	34,070.40	38,729.60	4,659.20	35,492.13	6,407.57	2,315.33	44,215.03
0000342574	*JOURNEYMAN TRACK MAINTAINER	45,926.40	47,320.00	1,393.60	44,623.20	6,622.54	0.00	51,245.74
0000323734	*BUS OPERATOR	48,193.60	49,649.60	1,456.00	30,884.07	2,083.13	2,929.49	35,896.69
0000342619	*BUS OPERATOR	34,070.40	38,729.60	4,659.20	34,189.04	7,278.59	900.00	42,367.63
0000340727	*JOURNEYMAN LIGHT RAIL TECH	50,148.80	52,832.00	2,683.20	53,948.34	38,991.80	0.00	92,940.14
0000320437	*SERVICEPERSON I (A)	37,440.00	38,563.20	1,123.20	38,914.60	6.75	0.00	38,921.35
0000306628	TRANSIT POLICE LIEUTENANT	82,347.20	88,628.80	6,281.60	77,394.07	3,250.15	21,534.30	102,178.52

## MARTOC REPORT

EE NUMBER	TITLE	FY 19	FY 20	DIFFERENCE	REGULAR	OVERTIME	OTHER	TOTAL
		BASE SALARY	BASE SALARY	+/-	EARNINGS	EARNINGS	EARNINGS	EARNINGS
0000316920	SUPV CAR REPAIR INSPECTION	62,608.00	62,608.00	0.00	63,696.98	2,780.82	1,461.00	67,938.80
0000343458	*BUS OPERATOR	35,110.40	35,110.40	0.00	31,781.00	11,025.94	0.00	42,806.94
0000305542	OFFICE ADMINISTRATOR II (DATE LAST EMPLOYED 01-Sep-2019)	57,425.94	57,425.94	0.00	20,982.09	0.00	6,354.26	27,336.35
0000336809	*BUS OPERATOR	41,121.60	46,030.40	4,908.80	32,236.30	1,767.19	1,861.52	35,865.01
0000338302	*BUS OPERATOR	41,121.60	46,030.40	4,908.80	34,359.28	2,540.07	3,393.36	40,292.71
0000323528	*BUS OPERATOR	48,193.60	49,649.60	1,456.00	51,037.45	5,882.10	0.00	56,919.55
0000343368	*BUS OPERATOR	35,110.40	35,110.40	0.00	33,638.44	4,904.37	0.00	38,542.81
0000306257	*BUS OPERATOR	48,193.60	49,649.60	1,456.00	50,531.65	22,408.33	2,797.20	75,737.18
0000340738	*CUSTOMER INFORMATION OPERATOR	30,825.60	30,825.60	0.00	27,183.48	2,690.54	0.00	29,874.02
0000322751	MGR SYSTEMS ENGINEERING (DATE LAST EMPLOYED 01-Feb-2020)	114,755.16	114,755.16	0.00	70,615.87	0.00	15,020.57	85,636.44
0000333171	SUPV LIGHT RAIL TRANSPORTATION	52,124.80	52,124.80	0.00	55,120.97	7,433.71	0.00	62,554.68
0000304630	*JOURNEYMAN SUPPORT EQUIPMENT	53,456.00	55,057.60	1,601.60	57,050.50	6,526.53	225.00	63,802.03
0000320155	*PT BUS OPERATOR	0.00	0.00	0.00	23,431.32	0.00	81.90	23,513.22
0000343675	*JOURNEYMAN BUS TECHNICIAN	50,252.80	50,252.80	0.00	39,469.07	10,018.61	0.00	49,487.68
0000320849	*JOURNEYMAN TRACK WALKER	52,936.00	54,537.60	1,601.60	53,417.15	4,624.19	1,025.70	59,067.04
0000338643	*RAIL STATION CLEANER	32,947.20	33,945.60	998.40	35,133.28	4,146.48	0.00	39,279.76
0000302004	SR RECRUITER	71,295.90	71,295.90	0.00	66,248.79	0.00	5,923.15	72,171.94
0000339446	*JOURNEYMAN ET-RAIL CAR MAINT	50,148.80	54,537.60	4,388.80	52,824.25	16,963.94	225.00	70,013.19
0000322067	SPECIAL PROJECTS AUDITOR III	84,432.40	84,432.40	0.00	84,431.86	0.00	0.00	84,431.86
0000343179	*BUS OPERATOR	34,070.40	35,110.40	1,040.00	35,709.37	4,807.56	0.00	40,516.93
0000343722	*BUS OPERATOR	35,110.40	35,110.40	0.00	27,290.16	5,014.39	0.00	32,304.55
0000333400	*BUS OPERATOR	48,193.60	49,649.60	1,456.00	50,320.47	12,971.12	2,634.25	65,925.84
0000344213	*JOURNEYMAN ET-RAIL CAR MAINT	51,272.00	51,272.00	0.00	26,894.76	0.00	0.00	26,894.76
0000337650	*JOURNEYMAN ET-TRAIN CONTROL	52,936.00	54,537.60	1,601.60	57,491.66	36,546.25	225.00	94,262.91
0000321141	*BUS OPERATOR	48,193.60	49,649.60	1,456.00	53,301.92	18,486.60	370.72	72,159.24
0000327678	*JOURNEYMAN RAIL CAR MECHANIC	52,936.00	54,537.60	1,601.60	56,564.31	10,432.99	225.00	67,222.30
0000304886	RAIL SERVICES CONTROLLER	44,054.40	71,552.00	27,497.60	54,767.53	4,566.30	3,577.60	62,911.43
0000337917	TRANSIT POLICE OFFICER SR	45,947.20	47,798.40	1,851.20	44,952.15	5,988.76	3,457.90	54,398.81
0000306488	FIELD INSPECTOR	60,001.50	60,001.50	0.00	62,888.99	11,641.81	4,615.52	79,146.32
0000338986	*JOURNEYMAN BUS TECHNICIAN	49,254.40	51,667.20	2,412.80	47,752.78	5,639.96	225.00	53,617.74
0000341073	SR INFORMATION SYSTEMS ANALYST	92,351.48	92,351.48	0.00	91,996.86	0.00	355.20	92,352.06
0000303130	*BUS OPERATOR	48,713.60	50,169.60	1,456.00	50,642.03	19,118.16	519.93	70,280.12
0000303772	CONTRACT PROFESSIONAL DISPATCH	0.00	0.00	0.00	63,573.75	12,974.10	0.00	76,547.85
0000302578	*JOURNEYMAN BUS TECHNICIAN	52,644.80	54,225.60	1,580.80	54,623.00	323.29	225.00	55,171.29
0000343822	SR IT COMPLIANCE ANALYST	94,042.78	94,042.78	0.00	68,747.87	0.00	0.00	68,747.87

**METROPOLITAN ATLANTA RAPID TRANSIT AUTHORITY (MARTA)**  
**MARTOC REPORT**

EE NUMBER	TITLE	FY 19 BASE SALARY	FY 20 BASE SALARY	DIFFERENCE +/-	REGULAR EARNINGS	OVERTIME EARNINGS	OTHER EARNINGS	TOTAL EARNINGS
0000303769	*REVENUE AGENT	47,902.40	49,358.40	1,456.00	37,786.73	1,787.72	3,389.80	42,964.25
0000304330	*JOURNEYMAN TRACK WALKER	53,456.00	55,057.60	1,601.60	57,555.00	8,093.66	0.00	65,648.66
0000337822	OFFICE ADMINISTRATOR II	59,290.92	59,290.92	0.00	59,402.68	0.00	1,107.00	60,509.68
0000327862	*BUS OPERATOR	48,193.60	49,649.60	1,456.00	47,545.14	6,527.74	3,994.32	58,067.20
0000344362	*JOURNEYMAN TRACK MAINTAINER	47,320.00	47,320.00	0.00	25,877.25	1,756.95	0.00	27,634.20
0000342135	*RAIL STATION CLEANER	27,851.20	32,115.20	4,264.00	31,023.92	153.19	0.00	31,177.11
0000334511	*JOURNEYMAN ET-RADIO MAINT	52,936.00	54,537.60	1,601.60	58,936.43	53,758.42	225.00	112,919.85
0000340731	*JOURNEYMAN ET-RAIL CAR MAINT	49,774.40	51,667.20	1,892.80	46,532.16	10,028.49	225.00	56,785.65
0000341872	*JOURNEYMAN ELEC POWER ELECT	45,926.40	47,320.00	1,393.60	47,975.99	30,139.03	225.00	78,340.02
0000337915	*JOURNEYMAN SUPPORT EQUIPMENT	51,292.80	54,537.60	3,244.80	54,966.35	11,789.64	225.00	66,980.99
0000315370	MGR TRACK & STRCT	97,334.64	97,334.64	0.00	97,918.77	0.00	12,638.18	110,556.95
0000323593	INSTRUCTOR RAIL OPERATIONS (DATE LAST EMPLOYED 30-Dec-2019)	67,600.00	67,600.00	0.00	35,538.90	15,791.70	10,614.08	61,944.68
0000302564	OFFICE ADMINISTRATOR II	61,044.36	61,044.36	0.00	61,118.24	0.00	0.00	61,118.24
0000332221	*SERVICEPERSON I (A)	37,440.00	38,563.20	1,123.20	35,890.87	3,051.00	2,224.99	41,166.86
0000303084	*BUS OPERATOR	48,193.60	49,649.60	1,456.00	48,919.14	6,037.78	572.88	55,529.80
0000305256	*JOURNEYMAN ET-RAIL CAR MAINT	53,456.00	55,057.60	1,601.60	60,288.08	6,764.38	225.00	67,277.46
0000340450	*BUS OPERATOR	34,070.40	38,729.60	4,659.20	37,500.68	11,456.65	0.00	48,957.33
0000327137	*RAIL OPERATOR	41,121.60	46,030.40	4,908.80	42,107.60	9,362.26	0.00	51,469.86
0000322125	*BUS OPERATOR	48,193.60	49,649.60	1,456.00	47,715.64	2,137.59	3,948.56	53,801.79
0000339297	QA ENGINEER	88,909.86	88,909.86	0.00	89,411.46	0.00	3,419.61	92,831.07
0000338426	PROJECT ENGINEER	67,074.80	67,074.80	0.00	67,148.50	0.00	1,289.90	68,438.40
0000323718	*RAIL STATION CLEANER	32,947.20	33,945.60	998.40	33,094.36	3,500.82	0.00	36,595.18
0000340730	SUPV LIGHT RAIL MAINT	63,128.00	63,128.00	0.00	65,117.72	4,169.77	0.00	69,287.49
0000334373	COMMUNICATIONS ENGINEER VI	84,877.00	84,877.00	0.00	36,013.00	0.00	3,380.72	39,393.72
0000314970	*BUS OPERATOR	48,193.60	49,649.60	1,456.00	46,867.44	714.62	2,432.08	50,014.14
0000335220	BUS STOP PLANNER III	69,381.26	74,932.00	5,550.74	71,138.38	0.00	3,517.61	74,655.99
0000333789	*BUS OPERATOR	41,121.60	46,030.40	4,908.80	42,955.67	10,486.12	3,726.32	57,168.11
0000342612	*BUS OPERATOR	34,070.40	38,729.60	4,659.20	34,833.83	3,914.36	0.00	38,748.19
0000330167	*JOURNEYMAN BUS TECHNICIAN	52,124.80	53,705.60	1,580.80	49,073.13	7,248.71	225.00	56,546.84
0000336453	FIELD INSPECTOR	57,681.00	57,681.00	0.00	60,594.91	15,823.21	2,277.66	78,695.78
0000315049	REVENUE OPERATIONS ANALYST II	59,476.56	59,476.56	0.00	59,619.61	0.00	7,921.84	67,541.45
0000325314	TRANSIT POLICE OFFICER SPECIAL	62,878.40	62,878.40	0.00	64,788.08	8,716.84	2,569.55	76,074.47
0000336768	*JOURNEYMAN ET-TELEPHONE MAINT	52,936.00	54,537.60	1,601.60	55,767.44	4,654.18	225.00	60,646.62
0000342678	*BUS OPERATOR	34,070.40	38,729.60	4,659.20	23,188.72	2,059.98	0.00	25,248.70

## MARTOC REPORT

EE NUMBER	TITLE	FY 19 BASE SALARY	FY 20 BASE SALARY	DIFFERENCE +/-	REGULAR EARNINGS	OVERTIME EARNINGS	OTHER EARNINGS	TOTAL EARNINGS
0000341800	*BUS OPERATOR	34,070.40	38,729.60	4,659.20	38,285.96	7,626.14	0.00	45,912.10
0000303765	*MATERIAL CONTROLLER (DATE LAST EMPLOYED 01-Mar-2020)	49,649.60	51,126.40	1,476.80	40,399.27	2,613.79	0.00	43,013.06
0000303491	CRIMINAL JUSTICE ADMINISTRA	43,284.80	43,284.80	0.00	43,835.46	6,509.09	6,000.74	56,345.29
0000342672	INSTRUCTOR BUS OPERATIONS	62,524.80	62,524.80	0.00	64,061.72	11,993.94	0.00	76,055.66
0000322490	*JOURNEYMAN AA BUS TECHNICIAN	52,936.00	54,537.60	1,601.60	55,410.78	13,191.23	225.00	68,827.01
0000318790	*BUS OPERATOR	35,110.40	35,110.40	0.00	19,756.39	2,138.53	0.00	21,894.92
0000339571	*SERVICEPERSON I	36,899.20	38,022.40	1,123.20	39,237.80	4,770.98	0.00	44,008.78
0000335698	CONTRACT EMP ADMIN SUPPORT (DATE LAST EMPLOYED 19-Jun-2020)	0.00	0.00	0.00	34,958.59	141.23	0.00	35,099.82
0000316120	*JOURNEYMAN TRACK MAINTAINER	52,936.00	54,537.60	1,601.60	54,361.13	0.00	0.00	54,361.13
0000342170	CUSTOMER CARE REP	38,746.50	38,746.50	0.00	36,608.95	74.52	0.00	36,683.47
0000342663	*BUS OPERATOR	34,070.40	38,729.60	4,659.20	36,859.84	17,082.25	0.00	53,942.09
0000332341	*BUS OPERATOR	41,121.60	46,030.40	4,908.80	32,382.91	2,983.09	158.16	35,524.16
0000342965	*BUS OPERATOR	34,070.40	35,110.40	1,040.00	32,637.82	12,537.02	0.00	45,174.84
0000342324	DIVERSITY EEO INVESTIGATOR (DATE LAST EMPLOYED 12-Feb-2020)	53,265.42	53,265.42	0.00	32,894.10	0.00	1,263.35	34,157.45
0000327475	*BUS OPERATOR	48,193.60	49,649.60	1,456.00	50,916.44	9,566.28	0.00	60,482.72
0000331594	*BUS OPERATOR	48,193.60	49,649.60	1,456.00	52,598.92	25,203.00	0.00	77,801.92
0000302624	MGR FINANCIAL PLAN ANALYSIS	113,871.68	125,258.90	11,387.22	115,946.05	0.00	5,781.24	121,727.29
0000319483	SUPV BUS MAINTENANCE	58,988.80	58,988.80	0.00	55,762.91	6,958.59	2,268.90	64,990.40
0000337379	TRANSIT POLICE OFFICER SR	49,691.20	51,708.80	2,017.60	52,239.57	9,477.45	2,038.52	63,755.54
0000328470	*JOURNEYMAN BUS TECHNICIAN	52,124.80	53,705.60	1,580.80	52,405.30	13,717.53	225.00	66,347.83
0000344360	ACCOUNTING SPECIALIST III	47,814.00	47,814.00	0.00	22,143.00	0.00	0.00	22,143.00
0000331537	*JOURNEYMAN ET-TRAIN CONTROL	52,936.00	54,537.60	1,601.60	56,574.29	14,352.98	225.00	71,152.27
0000343781	*BUS OPERATOR	35,110.40	35,110.40	0.00	24,123.07	3,572.14	0.00	27,695.21
0000335049	TRANSIT POLICE OFFICER SR	51,708.80	53,768.00	2,059.20	54,951.92	18,614.91	5,857.50	79,424.33
0000338621	*JOURNEYMAN BUS TECHNICIAN	49,254.40	51,667.20	2,412.80	37,442.93	265.46	4,195.85	41,904.24
0000321909	*DYNAMOMETER OPERATOR	52,936.00	54,537.60	1,601.60	55,938.29	16,368.29	1,212.14	73,518.72
0000302697	*BUS OPERATOR	48,713.60	50,169.60	1,456.00	53,658.19	37,879.78	300.25	91,838.22
0000338352	*BUS OPERATOR	34,070.40	38,729.60	4,659.20	38,648.36	7,556.84	0.00	46,205.20
0000316577	SUPV BUS TRANSPORTATION	62,441.60	62,441.60	0.00	59,748.98	319.15	4,574.36	64,642.49
0000340152	*JOURNEYMAN TRACK MAINTAINER	49,774.40	52,832.00	3,057.60	52,857.12	7,782.74	0.00	60,639.86
0000344139	*BUS OPERATOR	35,110.40	35,110.40	0.00	19,184.94	3,240.05	0.00	22,424.99
0000318084	*BUS OPERATOR (DATE LAST EMPLOYED 10-Jan-2020)	44,678.40	44,678.40	0.00	14,622.59	3,339.62	2,319.84	20,282.05
0000331732	CONTRACT EMP PT POLICE OFFICER	0.00	0.00	0.00	45,689.00	4,635.05	0.00	50,324.05
0000332068	*BUS OPERATOR	48,193.60	49,649.60	1,456.00	51,152.17	11,411.59	1,531.80	64,095.56

## MARTOC REPORT

EE NUMBER	TITLE	FY 19	FY 20	DIFFERENCE	REGULAR	OVERTIME	OTHER	TOTAL
		BASE SALARY	BASE SALARY	+/-	EARNINGS	EARNINGS	EARNINGS	EARNINGS
0000305946	SUPV RECORDS CENTER MAIL SVCS	65,004.16	65,004.16	0.00	65,078.72	0.00	1,750.12	66,828.84
0000340982	CJIT-CALL TAKER	39,707.20	39,707.20	0.00	41,552.64	11,978.59	0.00	53,531.23
0000338201	CJIT-POLICE DISPATCHER (DATE LAST EMPLOYED 01-Nov-2019)	43,097.60	43,097.60	0.00	12,773.88	4,001.55	3,401.40	20,176.83
0000304975	INSTRUCTOR BUS TECHNICAL	68,016.00	68,016.00	0.00	68,662.73	1,398.23	5,675.00	75,735.96
0000331213	*BUS OPERATOR	48,193.60	49,649.60	1,456.00	50,702.76	13,282.85	1,690.64	65,676.25
0000326987	IT PROJECT MANAGER	86,348.86	86,348.86	0.00	79,417.88	0.00	1,474.15	80,892.03
0000341956	ACCOUNTANT II	55,000.14	55,000.14	0.00	55,075.36	0.00	0.00	55,075.36
0000334409	*RAIL STATION CLEANER	32,947.20	33,945.60	998.40	34,593.52	997.92	0.00	35,591.44
0000308147	*CUSTOMER INFORMATION OPERATOR	36,753.60	37,876.80	1,123.20	37,904.05	1,899.23	0.00	39,803.28
0000303860	*STATION AGENT	43,617.60	44,928.00	1,310.40	50,519.51	16,423.43	0.00	66,942.94
0000320653	*BUS OPERATOR	48,193.60	49,649.60	1,456.00	50,541.27	18,900.29	0.00	69,441.56
0000329349	*SERVICEPERSON I	36,899.20	38,022.40	1,123.20	38,671.91	5,436.45	860.16	44,968.52
0000339127	TRANSIT POLICE OFFICER	44,200.00	45,947.20	1,747.20	43,497.55	7,003.43	3,042.80	53,543.78
0000302891	*JOURNEYMAN ET-LABORATORY	53,456.00	55,057.60	1,601.60	56,576.70	15,527.43	225.00	72,329.13
0000337842	*SERVICEPERSON I	36,899.20	38,022.40	1,123.20	39,426.81	5,889.04	0.00	45,315.85
0000322241	*RAIL OPERATOR	48,193.60	49,649.60	1,456.00	34,801.96	6,940.46	1,325.52	43,067.94
0000322036	*BUS OPERATOR	48,193.60	49,649.60	1,456.00	52,094.03	20,240.95	0.00	72,334.98
0000342758	*BUS OPERATOR	34,070.40	35,110.40	1,040.00	34,697.74	2,571.70	0.00	37,269.44
0000335661	*RAIL OPERATOR	44,678.40	49,649.60	4,971.20	48,078.12	15,560.77	0.00	63,638.89
0000302899	*JOURNEYMAN SUPPORT EQUIPMENT	53,456.00	55,057.60	1,601.60	54,799.80	1,053.56	225.00	56,078.36
0000331306	*JOURNEYMAN ET-RAIL CAR MAINT	52,936.00	54,537.60	1,601.60	56,833.37	7,967.86	225.00	65,026.23
0000342005	*BUS OPERATOR (DATE LAST EMPLOYED 21-Feb-2020)	34,070.40	35,110.40	1,040.00	24,175.32	3,547.22	0.00	27,722.54
0000329036	*RAIL OPERATOR	48,193.60	49,649.60	1,456.00	45,451.58	1,018.98	3,938.07	50,408.63
0000337486	*HOSTLER JUNIOR APPRENTICE	39,436.80	40,622.40	1,185.60	41,619.48	2,886.66	0.00	44,506.14
0000334954	ADMINISTRATIVE ASSISTANT	40,852.50	40,852.50	0.00	39,538.37	1,132.54	3,142.55	43,813.46
0000342352	PROJECT ENGINEER	56,066.14	56,066.14	0.00	56,141.40	0.00	0.00	56,141.40
0000328454	*RAIL OPERATOR	48,193.60	49,649.60	1,456.00	51,013.61	3,725.28	0.00	54,738.89
0000314934	PROJECT MANAGER II	111,160.66	111,160.66	0.00	111,160.76	0.00	0.00	111,160.76
0000337163	*RAIL OPERATOR	41,121.60	46,030.40	4,908.80	45,593.18	10,672.74	2,365.29	58,631.21
0000329833	*BUS OPERATOR (DATE LAST EMPLOYED 28-Feb-2020)	48,193.60	49,649.60	1,456.00	33,004.50	3,367.45	1,531.70	37,903.65
0000303557	*JOURNEYMAN RAIL CAR MECHANIC	53,456.00	55,057.60	1,601.60	58,362.10	24,327.95	225.00	82,915.05
0000321020	*SERVICEPERSON I	32,947.20	38,022.40	5,075.20	36,936.18	12,900.12	984.64	50,820.94
0000338435	SR ENTERPRISE SYSTEMS ENGINEER (DATE LAST EMPLOYED 13-Dec-2019)	102,794.64	102,794.64	0.00	49,424.11	0.00	9,689.06	59,113.17
0000337841	*SERVICEPERSON I	36,899.20	38,022.40	1,123.20	39,163.33	8,631.58	0.00	47,794.91

## MARTOC REPORT

EE NUMBER	TITLE	FY 19	FY 20	DIFFERENCE	REGULAR	OVERTIME	OTHER	TOTAL
		BASE SALARY	BASE SALARY	+/-	EARNINGS	EARNINGS	EARNINGS	EARNINGS
0000328462	*JOURNEYMAN RAIL CAR MECHANIC	52,124.80	54,537.60	2,412.80	51,555.65	12,480.93	846.76	64,883.34
0000337843	*RAIL STATION CLEANER	32,947.20	33,945.60	998.40	34,878.88	4,604.40	0.00	39,483.28
0000344210	*JOURNEYMAN BUS TECHNICIAN	47,320.00	47,320.00	0.00	25,840.27	2,844.44	0.00	28,684.71
0000322971	*JOURNEYMAN ELEC POWER ELECT	52,936.00	54,537.60	1,601.60	48,304.45	16,517.08	1,872.28	66,693.81
0000335439	*BUS OPERATOR	44,678.40	49,649.60	4,971.20	44,116.12	5,108.15	381.92	49,606.19
0000329621	*JOURNEYMAN RAIL CAR MECHANIC	52,936.00	54,537.60	1,601.60	56,465.12	39,412.24	2,884.83	98,762.19
0000342753	REDUCED FARE REPRESENTATIVE	33,871.50	33,871.50	0.00	31,804.50	234.52	0.00	32,039.02
0000341611	*BUS OPERATOR	34,070.40	38,729.60	4,659.20	38,437.85	5,617.83	0.00	44,055.68
0000332520	*RAIL STATION CLEANER	32,947.20	33,945.60	998.40	35,112.28	4,576.68	0.00	39,688.96
0000330390	*RAIL OPERATOR	48,193.60	49,649.60	1,456.00	42,121.75	13,349.09	2,038.96	57,509.80
0000342004	*BUS OPERATOR	34,070.40	38,729.60	4,659.20	32,905.69	4,399.22	1,427.96	38,732.87
0000334636	*BUS OPERATOR	44,678.40	49,649.60	4,971.20	49,529.53	3,064.25	0.00	52,593.78
0000341949	TRANSIT POLICE OFFICER	44,200.00	45,947.20	1,747.20	45,600.68	11,594.47	1,013.84	58,208.99
0000327038	*JOURNEYMAN ET-RAIL CAR MAINT	52,936.00	54,537.60	1,601.60	54,367.73	0.00	428.60	54,796.33
0000319718	AUDITOR III	67,564.12	67,564.12	0.00	64,351.01	0.00	9,486.36	73,837.37
0000322747	*JOURNEYMAN BUS TECHNICIAN	49,982.40	51,667.20	1,684.80	54,874.79	41,313.28	225.00	96,413.07
0000343528	*BUS OPERATOR	35,110.40	35,110.40	0.00	30,403.01	6,535.17	0.00	36,938.18
0000332887	*BUS OPERATOR	48,193.60	49,649.60	1,456.00	50,132.91	3,789.58	561.68	54,484.17
0000314808	GEN FOREMAN ELECTRICAL POWER	73,666.32	73,666.32	0.00	70,444.12	0.00	6,062.84	76,506.96
0000334184	*STATION AGENT	36,108.80	40,372.80	4,264.00	39,310.66	2,670.96	0.00	41,981.62
0000304946	FARE COLLECTION COORDINATOR OP	55,243.50	55,243.50	0.00	56,428.61	2,263.43	1,375.00	60,067.04
0000334638	SUPV RAIL LINE	62,608.00	62,608.00	0.00	64,962.43	18,022.68	7,257.80	90,242.91
0000338973	*RAIL STATION CLEANER	29,577.60	33,945.60	4,368.00	33,275.70	5,905.83	0.00	39,181.53
0000342620	*BUS OPERATOR	34,070.40	38,729.60	4,659.20	34,646.58	8,859.52	0.00	43,506.10
0000333777	COMMUNICATIONS COORD IOC	46,966.40	46,966.40	0.00	38,066.32	416.48	3,208.92	41,691.72
0000339063	*BUS OPERATOR	37,585.60	42,369.60	4,784.00	41,947.68	6,822.42	977.76	49,747.86
0000342957	*BUS OPERATOR	34,070.40	35,110.40	1,040.00	34,187.00	4,268.20	237.69	38,692.89
0000334406	*BUS OPERATOR	44,678.40	49,649.60	4,971.20	48,687.34	9,818.84	3,337.96	61,844.14
0000306291	SR DIR & CONTROLLER	147,978.48	147,978.48	0.00	145,132.74	0.00	13,659.57	158,792.31
0000340010	CONTRACT SPECIALIST III	63,988.86	74,000.16	10,011.30	68,302.96	0.00	2,502.41	70,805.37
0000304448	*JOURNEYMAN ET-LABORATORY	53,456.00	55,057.60	1,601.60	58,256.17	16,786.68	225.00	75,267.85
0000331129	*BUS OPERATOR	48,193.60	49,649.60	1,456.00	38,974.75	3,588.65	3,970.96	46,534.36
0000341589	*BUS OPERATOR	34,070.40	38,729.60	4,659.20	22,149.34	4,058.55	0.00	26,207.89
0000317577	FIELD INSPECTOR	59,436.00	59,436.00	0.00	62,648.02	11,551.49	0.00	74,199.51
0000344092	*JOURNEYMAN BUS TECHNICIAN	47,320.00	47,320.00	0.00	22,131.16	1,893.45	0.00	24,024.61

METROPOLITAN ATLANTA RAPID TRANSIT AUTHORITY (MARTA)  
MARTOC REPORT

EE NUMBER	TITLE	FY 19 BASE SALARY	FY 20 BASE SALARY	DIFFERENCE +/-	REGULAR EARNINGS	OVERTIME EARNINGS	OTHER EARNINGS	TOTAL EARNINGS
0000338757	*BUS OPERATOR	37,585.60	42,369.60	4,784.00	38,976.34	7,481.72	3,523.68	49,981.74
0000335325	ADMINISTRATIVE ASSISTANT	40,072.50	40,072.50	0.00	39,429.78	418.98	645.74	40,494.50
0000327795	*BUS OPERATOR	48,193.60	49,649.60	1,456.00	44,221.80	707.47	4,156.32	49,085.59
0000339170	*BUS OPERATOR	34,070.40	38,729.60	4,659.20	38,342.02	12,961.41	0.00	51,303.43
0000334454	*STATION AGENT	43,097.60	44,408.00	1,310.40	44,128.07	2,246.24	1,195.60	47,569.91
0000320054	SR INFORMATION SYSTEMS ANALYST	95,668.82	95,668.82	0.00	85,756.35	0.00	9,913.48	95,669.83
0000334275	TRANSIT POLICE SERGEANT	67,288.00	69,971.20	2,683.20	73,775.78	31,966.89	0.00	105,742.67
0000330974	SUPV RAIL LINE	60,736.00	60,736.00	0.00	62,653.95	11,737.23	0.00	74,391.18
0000320213	*BUS OPERATOR	41,121.60	46,030.40	4,908.80	21,309.19	3,039.10	0.00	24,348.29
0000321828	*MATERIAL CONTROLLER	44,137.60	46,529.60	2,392.00	43,046.19	342.18	2,987.12	46,375.49
0000330452	*JOURNEYMAN RAIL CAR MECHANIC	52,936.00	54,537.60	1,601.60	56,031.95	10,177.69	225.00	66,434.64
0000332122	*BUS OPERATOR	48,193.60	49,649.60	1,456.00	51,486.55	2,472.90	0.00	53,959.45
0000337835	*RAIL STATION CLEANER	32,947.20	33,945.60	998.40	30,800.44	2,790.72	3,493.98	37,085.14
0000333510	CONTRACT SPECIALIST II	63,988.86	63,988.86	0.00	64,067.30	0.00	4,430.01	68,497.31
0000305730	CONTRACT SERVICES INSPECTOR	37,460.80	37,460.80	0.00	38,179.88	216.12	2,584.62	40,980.62
0000302934	*BUS OPERATOR	48,713.60	50,169.60	1,456.00	55,625.81	10,785.60	0.00	66,411.41
0000338151	*RAIL OPERATOR	41,121.60	46,030.40	4,908.80	41,780.48	10,509.32	3,255.08	55,544.88
0000303696	PROJECT ENGINEER	77,131.34	77,131.34	0.00	77,129.97	0.00	2,966.59	80,096.56
0000315119	*BUS OPERATOR	48,193.60	49,649.60	1,456.00	49,629.98	5,263.22	0.00	54,893.20
0000302039	CONTRACT PROFESSIONAL (DATE LAST EMPLOYED 23-Dec-2019)	0.00	0.00	0.00	27,444.40	6,288.41	0.00	33,732.81
0000342981	*BUS OPERATOR	34,070.40	35,110.40	1,040.00	29,563.48	2,299.59	2,745.85	34,608.92
0000337730	*JOURNEYMAN ET-TELEPHONE MAINT	50,148.80	54,537.60	4,388.80	54,475.99	17,423.54	225.00	72,124.53
0000338652	TRANSIT POLICE OFFICER SR	49,691.20	49,691.20	0.00	27,770.81	7,429.90	229.70	35,430.41
0000318746	*JOURNEYMAN STRUCTURAL INSPECT	52,936.00	54,537.60	1,601.60	56,861.03	11,692.97	0.00	68,554.00
0000344668	ELEV ESCALATOR SAFE INSPEC II	70,083.00	70,083.00	0.00	24,852.47	251.58	0.00	25,104.05
0000342264	*BUS OPERATOR	34,070.40	38,729.60	4,659.20	37,108.58	9,018.36	0.00	46,126.94
0000302793	SUPT REVENUE PROCESSING	68,569.02	68,569.02	0.00	68,671.72	0.00	8,408.56	77,080.28
0000344361	ACCOUNTANT II	55,000.14	55,000.14	0.00	25,459.73	0.00	0.00	25,459.73
0000333104	TRANSIT POLICE OFFICER SR	53,768.00	55,931.20	2,163.20	50,983.20	6,141.81	4,305.86	61,430.87
0000343663	SR TECHNICAL SERVICES ENGINEER	85,000.24	85,000.24	0.00	68,327.32	0.00	0.00	68,327.32
0000332380	INSTRUCTOR BUS OPERATIONS	56,638.40	56,638.40	0.00	56,124.20	5,595.77	1,742.72	63,462.69
0000337864	CONTRACT PROFESSIONAL (DATE LAST EMPLOYED 31-Jan-2020)	0.00	0.00	0.00	35,839.78	12,181.38	0.00	48,021.16
0000334447	*STATION AGENT (DATE LAST EMPLOYED 02-Mar-2020)	43,097.60	44,408.00	1,310.40	28,070.23	2,517.48	2,159.92	32,747.63
0000332982	*BUS OPERATOR	48,193.60	49,649.60	1,456.00	48,221.69	13,091.41	2,199.92	63,513.02



## MARTOC REPORT

EE NUMBER	TITLE	FY 19	FY 20	DIFFERENCE	REGULAR	OVERTIME	OTHER	TOTAL
		BASE SALARY	BASE SALARY	+/-	EARNINGS	EARNINGS	EARNINGS	EARNINGS
0000343689	*BUS OPERATOR (DATE LAST EMPLOYED 15-May-2020)	35,110.40	35,110.40	0.00	23,756.41	2,090.25	0.00	25,846.66
0000302828	CLAIMS ADJUSTER II WKRS COMP	51,878.58	51,878.58	0.00	51,978.92	0.00	4,560.23	56,539.15
0000332052	*STATION AGENT	43,097.60	44,408.00	1,310.40	38,933.42	1,476.30	0.00	40,409.72
0000302412	MGR CONTRACTS	104,614.12	104,614.12	0.00	104,676.90	0.00	8,992.37	113,669.27
0000343885	*BUS OPERATOR	35,110.40	35,110.40	0.00	23,815.25	1,970.93	0.00	25,786.18
0000326547	MGR DBA	114,127.00	114,127.00	0.00	120,942.67	0.00	0.00	120,942.67
0000303279	*BUS OPERATOR	48,713.60	50,169.60	1,456.00	42,610.29	3,485.46	6,051.52	52,147.27
0000332076	*BUS OPERATOR	48,193.60	49,649.60	1,456.00	48,707.97	11,398.29	0.00	60,106.26
0000306315	SUPV BUS & RAIL STORES	66,788.80	66,788.80	0.00	67,752.28	2,705.06	7,128.36	77,585.70
0000320700	GEN SUPT RAIL LINE	104,166.40	104,166.40	0.00	102,666.63	0.00	13,221.16	115,887.79
0000331215	*SERVICEPERSON IV	36,899.20	40,622.40	3,723.20	33,907.83	5,181.54	0.00	39,089.37
0000331445	TRANSIT POLICE SERGEANT	57,532.80	59,820.80	2,288.00	57,782.82	12,356.78	3,299.88	73,439.48
0000333334	SCHEDULE ANALYST II (DATE LAST EMPLOYED 14-Nov-2019)	52,247.78	52,247.78	0.00	20,899.30	0.00	401.91	21,301.21
0000320621	MOBILITY CUSTOMER CARE REP	42,178.50	42,178.50	0.00	43,869.12	1,947.86	0.00	45,816.98
0000325416	FOREMAN COMMUNICATION	62,608.00	68,868.80	6,260.80	68,450.45	17,818.97	3,766.20	90,035.62
0000305828	*BUS OPERATOR	48,193.60	49,649.60	1,456.00	45,877.88	9,400.73	0.00	55,278.61
0000344638	OFFICE ADMINISTRATOR II	55,884.40	55,884.40	0.00	21,569.10	0.00	0.00	21,569.10
0000306345	SUPV BUS TRANSPORTATION	61,193.60	63,585.60	2,392.00	65,269.97	6,300.44	2,114.10	73,684.51
0000315757	BUS/RAIL APC AFC ANALYST III (DATE LAST EMPLOYED 31-Jan-2020)	62,781.94	62,781.94	0.00	53,848.96	0.00	241.47	54,090.43
0000302687	PROTECTIVE SPEC POLICE CADET	35,755.20	35,755.20	0.00	37,443.77	8,821.49	4,218.84	50,484.10
0000306440	*BUS OPERATOR	48,193.60	49,649.60	1,456.00	49,445.26	6,568.76	0.00	56,014.02
0000343469	*BUS OPERATOR	35,110.40	35,110.40	0.00	31,515.77	5,564.22	0.00	37,079.99
0000337029	TRANSIT POLICE OFFICER SR	47,798.40	49,691.20	1,892.80	50,535.97	25,050.77	1,372.74	76,959.48
0000340710	ELECTRICAL ENGINEER IV	68,595.80	68,595.80	0.00	69,168.07	0.00	0.00	69,168.07
0000339174	*JOURNEYMAN AA BUS TECHNICIAN	49,254.40	52,478.40	3,224.00	32,606.62	1,387.05	420.92	34,414.59
0000339355	INFORMATION SYS ANALYST III	86,993.92	86,993.92	0.00	86,104.64	0.00	0.00	86,104.64
0000302232	SUPV TRANSIT INFO SVCS	55,053.44	74,477.52	19,424.08	69,755.04	0.00	9,826.24	79,581.28
0000322331	*JOURNEYMAN BUS TECHNICIAN	52,124.80	53,705.60	1,580.80	54,773.51	1,197.49	225.00	56,196.00
0000338984	*BUS OPERATOR	37,585.60	42,369.60	4,784.00	32,768.42	8,105.31	1,140.72	42,014.45
0000331381	INSTRUCTOR BUS TECHNICAL	55,702.40	55,702.40	0.00	56,786.22	4,478.96	0.00	61,265.18
0000326873	*BUS OPERATOR	48,193.60	49,649.60	1,456.00	48,886.69	246.39	370.72	49,503.80
0000302919	*JOURNEYMAN TRACK MAINTAINER	45,926.40	47,320.00	1,393.60	49,690.83	4,211.82	0.00	53,902.65
0000344132	*BUS OPERATOR	35,110.40	35,110.40	0.00	20,377.21	1,304.69	0.00	21,681.90
0000321912	*JOURNEYMAN RAIL CAR MECHANIC	52,936.00	54,537.60	1,601.60	45,962.55	324.49	225.00	46,512.04

## MARTOC REPORT

EE NUMBER	TITLE	FY 19	FY 20	DIFFERENCE	REGULAR	OVERTIME	OTHER	TOTAL
		BASE SALARY	BASE SALARY	+/-	EARNINGS	EARNINGS	EARNINGS	EARNINGS
0000341701	*BUS OPERATOR	34,070.40	38,729.60	4,659.20	39,033.19	5,136.58	0.00	44,169.77
0000329422	*JOURNEYMAN ET-TELEPHONE MAINT	52,936.00	54,537.60	1,601.60	55,201.55	677.62	225.00	56,104.17
0000337634	SYSTEMS ENGINEER VI	100,264.84	100,264.84	0.00	100,267.50	0.00	0.00	100,267.50
0000304297	SUPV CUSTOMER SERVICES CENTER	65,516.62	65,516.62	0.00	65,340.95	0.00	251.99	65,592.94
0000306458	*JOURNEYMAN AA BUS TECHNICIAN	53,456.00	55,057.60	1,601.60	59,237.21	6,761.09	225.00	66,223.30
0000333666	*RAIL OPERATOR	48,193.60	49,649.60	1,456.00	39,757.90	6,118.81	3,023.18	48,899.89
0000339113	OCCUPATIONAL MED SER PRGM SPEC	54,107.56	54,107.56	0.00	54,184.20	0.00	0.00	54,184.20
0000321479	*RAIL OPERATOR	48,193.60	49,649.60	1,456.00	39,811.73	1,184.96	4,148.49	45,145.18
0000343221	*BUS OPERATOR (DATE LAST EMPLOYED 14-Jan-2020)	34,070.40	34,070.40	0.00	19,070.95	2,403.49	0.00	21,474.44
0000325365	*BUS OPERATOR	48,193.60	49,649.60	1,456.00	50,680.95	8,109.68	0.00	58,790.63
0000304976	MAINTENANCE PLANNER FACILITIES	47,715.20	47,715.20	0.00	48,341.17	22.94	688.20	49,052.31
0000314972	TRANSIT POLICE OFFICER SR (DATE LAST EMPLOYED 01-Jan-2020)	60,465.60	60,465.60	0.00	24,485.90	2,635.42	19,835.35	46,956.67
0000338612	*JOURNEYMAN OVERHAULER	49,982.40	54,537.60	4,555.20	54,069.95	6,230.88	225.00	60,525.83
0000303109	*BUS OPERATOR	48,713.60	50,169.60	1,456.00	46,841.39	0.00	1,901.60	48,742.99
0000322928	*JOURNEYMAN ET-HVAC	45,926.40	51,272.00	5,345.60	50,069.80	1,278.85	0.00	51,348.65
0000302167	*BUS OPERATOR	48,193.60	50,169.60	1,976.00	49,795.89	35,302.57	0.00	85,098.46
0000320978	TRANSIT POLICE OFFICER SR	60,465.60	60,465.60	0.00	57,066.48	22,433.68	2,795.00	82,295.16
0000332725	MAINTENANCE PLANNER-RAIL	62,587.20	62,587.20	0.00	58,084.52	526.66	3,210.00	61,821.18
0000302702	*REVENUE AGENT	48,422.40	49,878.40	1,456.00	52,433.75	7,694.68	0.00	60,128.43
0000324540	STRUCTURAL ENGINEER VI	95,979.78	95,979.78	0.00	89,842.85	0.00	6,135.97	95,978.82
0000343522	*BUS OPERATOR	35,110.40	35,110.40	0.00	28,013.51	3,360.47	0.00	31,373.98
0000343972	*JOURNEYMAN BUS TECHNICIAN	47,320.00	47,320.00	0.00	31,481.71	2,697.56	0.00	34,179.27
0000339199	*BUS OPERATOR	37,585.60	42,369.60	4,784.00	37,453.67	3,989.40	0.00	41,443.07
0000337715	CONTRACT EMP PT POLICE OFFICER	0.00	0.00	0.00	33,020.00	0.00	0.00	33,020.00
0000334880	TRANSIT POLICE OFFICER SPECIAL	53,768.00	55,931.20	2,163.20	50,267.78	4,685.40	2,753.08	57,706.26
0000328854	CUSTOMER CARE FIELD REP	45,727.50	45,727.50	0.00	46,495.34	956.35	257.95	47,709.64
0000335553	*BUS OPERATOR	44,678.40	49,649.60	4,971.20	41,616.74	7,662.83	1,551.76	50,831.33
0000315625	FIELD INSPECTOR	66,690.00	66,690.00	0.00	68,414.10	13,112.30	5,472.00	86,998.40
0000340601	*RAIL STATION CLEANER	27,851.20	32,115.20	4,264.00	31,126.50	1,886.23	0.00	33,012.73
0000344085	FIELD INSPECTOR	52,767.00	52,767.00	0.00	36,023.60	8,740.38	0.00	44,763.98
0000342605	*BUS OPERATOR	34,070.40	38,729.60	4,659.20	36,379.76	5,219.40	0.00	41,599.16
0000320109	*JOURNEYMAN RAIL CAR MECHANIC	52,936.00	54,537.60	1,601.60	55,373.72	4,014.11	225.00	59,612.83
0000343388	FIELD INSPECTOR	52,767.00	52,767.00	0.00	50,135.39	16,127.76	0.00	66,263.15
0000302453	SUPV RAIL LINE	63,169.60	63,169.60	0.00	65,593.65	5,644.86	2,389.21	73,627.72
0000337365	TRANSIT POLICE OFFICER SR	49,691.20	51,708.80	2,017.60	53,007.78	26,696.32	2,486.00	82,190.10

**METROPOLITAN ATLANTA RAPID TRANSIT AUTHORITY (MARTA)**  
**MARTOC REPORT**

EE NUMBER	TITLE	FY 19 BASE SALARY	FY 20 BASE SALARY	DIFFERENCE +/-	REGULAR EARNINGS	OVERTIME EARNINGS	OTHER EARNINGS	TOTAL EARNINGS
0000323506	*BUS OPERATOR	48,193.60	49,649.60	1,456.00	48,910.22	3,823.84	1,881.60	54,615.66
0000334413	*STATION AGENT	43,097.60	44,408.00	1,310.40	46,155.08	8,555.82	0.00	54,710.90
0000321614	*RAIL OPERATOR	48,193.60	49,649.60	1,456.00	49,654.87	2,116.98	1,123.36	52,895.21
0000338981	*BUS OPERATOR	37,585.60	42,369.60	4,784.00	41,212.37	8,814.87	894.56	50,921.80
0000326724	*JOURNEYMAN ET-TRAIN CONTROL	52,936.00	54,537.60	1,601.60	56,863.13	29,530.49	225.00	86,618.62
0000303459	*BUS OPERATOR	48,193.60	49,649.60	1,456.00	52,850.62	14,267.03	2,949.92	70,067.57
0000339242	CJIT-POLICE DISPATCHER	43,076.80	43,076.80	0.00	45,337.45	13,836.71	0.00	59,174.16
0000343545	*BUS OPERATOR	35,110.40	35,110.40	0.00	30,234.04	2,926.63	0.00	33,160.67
0000302270	SAFETY OPERATIONAL OFFICER	99,578.18	85,741.50	-13,836.68	82,552.10	0.00	2,498.28	85,050.38
0000320588	*RAIL STATION CLEANER	32,947.20	33,945.60	998.40	35,730.28	7,817.04	0.00	43,547.32
0000343093	*BUS OPERATOR	34,070.40	35,110.40	1,040.00	33,387.80	4,546.37	131.04	38,065.21
0000341965	CHF ADMINISTRATIVE OFFICER	240,000.02	240,000.02	0.00	246,217.08	0.00	0.00	246,217.08
0000341419	CONTRACT EMP PT POLICE OFFICER	0.00	0.00	0.00	47,234.00	10,235.65	0.00	57,469.65
0000327574	TRANSIT POLICE OFFICER SR	60,465.60	60,465.60	0.00	61,912.22	11,716.67	1,129.20	74,758.09
0000320928	*SERVICEPERSON I (A) (DATE LAST EMPLOYED 31-Jan-2020)	37,440.00	37,440.00	0.00	28,263.72	2,193.75	0.00	30,457.47
0000304126	SUPV BUS MAINTENANCE	66,497.60	66,497.60	0.00	73,042.96	26,607.07	0.00	99,650.03
0000305589	*BUS OPERATOR	48,713.60	50,169.60	1,456.00	52,790.50	14,012.73	0.00	66,803.23
0000341066	*JOURNEYMAN ELEC POWER ELECT	45,926.40	51,272.00	5,345.60	49,704.88	17,685.23	225.00	67,615.11
0000302219	TRANSIT SYS PLNG PRGM ANALYST	74,825.14	80,716.22	5,891.08	77,244.41	0.00	2,794.05	80,038.46
0000304442	*JOURNEYMAN BUS TECHNICIAN	53,456.00	54,225.60	769.60	55,930.84	7,353.68	225.00	63,509.52
0000334602	*JOURNEYMAN TRACK MAINTAINER	51,292.80	54,537.60	3,244.80	53,389.06	10,120.81	2,141.00	65,650.87
0000322430	*BUS OPERATOR	48,193.60	49,649.60	1,456.00	40,498.00	205.70	3,709.86	44,413.56
0000302538	*JOURNEYMAN ET-RADIO MAINT	45,926.40	51,272.00	5,345.60	50,906.46	12,727.26	0.00	63,633.72
0000308787	*JOURNEYMAN ET-RAIL CAR MAINT	53,456.00	55,057.60	1,601.60	54,530.81	5,834.50	225.00	60,590.31
0000342082	DIR REAL ESTATE	120,000.14	120,000.14	0.00	120,000.26	0.00	0.00	120,000.26
0000302549	OFFICE ADMINISTRATOR II	63,986.78	63,986.78	0.00	64,087.92	0.00	6,573.11	70,661.03
0000302452	SUPV RAIL LINE	63,169.60	63,169.60	0.00	64,214.85	10,735.99	8,653.07	83,603.91
0000322721	*RAIL STATION CLEANER	32,947.20	33,945.60	998.40	35,480.68	23,254.92	253.44	58,989.04
0000303722	PLANNER TRACK & STRUCTURES	60,444.80	60,444.80	0.00	62,100.00	11,008.78	3,487.20	76,595.98
0000303203	SUPV BUS TRANSPORTATION	48,193.60	58,843.20	10,649.60	58,921.35	3,609.87	1,544.64	64,075.86
0000327977	FOREMAN BUILDINGS SUPP EQUIP	62,608.00	62,608.00	0.00	64,061.83	5,541.51	2,387.24	71,990.58
0000321546	INSTRUCTOR RAIL OPERATIONS	67,808.00	67,808.00	0.00	70,887.14	49,137.98	6,402.20	126,427.32
0000344674	TECHNICAL INSPECTOR	50,876.80	50,876.80	0.00	19,105.66	1,822.27	0.00	20,927.93
0000342208	*BUS OPERATOR	34,070.40	38,729.60	4,659.20	37,761.76	9,338.68	0.00	47,100.44

## MARTOC REPORT

EE NUMBER	TITLE	FY 19 BASE SALARY	FY 20 BASE SALARY	DIFFERENCE +/-	REGULAR EARNINGS	OVERTIME EARNINGS	OTHER EARNINGS	TOTAL EARNINGS
0000302177	*BUS OPERATOR	48,713.60	50,169.60	1,456.00	50,932.62	12,198.25	0.00	63,130.87
0000338972	*BUS OPERATOR	37,585.60	42,369.60	4,784.00	29,232.12	3,171.48	2,546.39	34,949.99
0000333874	*BUS OPERATOR	48,193.60	49,649.60	1,456.00	50,530.22	6,641.53	1,280.91	58,452.66
0000335993	*BUS OPERATOR	44,678.40	49,649.60	4,971.20	43,727.94	4,792.30	2,352.03	50,872.27
0000338172	GRANT PROGRAM ANALYST	83,824.00	83,824.00	0.00	82,210.96	0.00	1,612.05	83,823.01
0000304882	*SERVICEPERSON I (A)	37,960.00	39,083.20	1,123.20	39,103.56	1,724.63	182.50	41,010.69
0000325680	*JOURNEYMAN ET-TRAIN CONTROL	52,936.00	54,537.60	1,601.60	54,564.91	21,150.02	225.00	75,939.93
0000323695	*BUS OPERATOR	48,193.60	49,649.60	1,456.00	50,395.53	5,459.56	0.00	55,855.09
0000302761	*SERVICEPERSON I	37,419.20	38,542.40	1,123.20	40,850.84	8,903.73	0.00	49,754.57
0000335082	SUPPORT ANALYST II	49,549.50	54,350.40	4,800.90	52,631.34	4,958.71	1,624.80	59,214.85
0000342228	CONTRACT SPECIALIST II	54,997.02	62,125.18	7,128.16	60,829.67	0.00	0.00	60,829.67
0000339831	SUPV PARKING SVC	42,471.00	42,471.00	0.00	44,134.47	2,535.30	0.00	46,669.77
0000320865	*STATION AGENT	43,097.60	44,408.00	1,310.40	46,193.27	10,966.63	1,185.53	58,345.43
0000335999	*RAIL OPERATOR	44,678.40	49,649.60	4,971.20	39,120.73	8,696.13	2,193.99	50,010.85
0000315017	*BUS OPERATOR	48,193.60	49,649.60	1,456.00	42,147.09	5,127.49	5,302.07	52,576.65
0000337483	*RAIL STATION CLEANER	32,947.20	33,945.60	998.40	34,798.60	943.92	0.00	35,742.52
0000318201	*BUS OPERATOR	48,193.60	49,649.60	1,456.00	51,813.26	17,543.29	0.00	69,356.55
0000330160	*RAIL OPERATOR	48,193.60	49,649.60	1,456.00	48,429.31	2,085.33	926.80	51,441.44
0000341695	*BUS OPERATOR	34,070.40	38,729.60	4,659.20	33,314.47	3,866.39	3,228.10	40,408.96
0000302160	MGR RADIO AFC GATE SYSTEMS	107,993.08	107,993.08	0.00	108,490.96	0.00	4,153.60	112,644.56
0000303822	TRANSIT POLICE SERGEANT	72,758.40	72,758.40	0.00	65,887.23	9,950.46	8,859.96	84,697.65
0000319497	*SERVICEPERSON IV	39,436.80	40,622.40	1,185.60	41,114.99	7,468.54	0.00	48,583.53
0000302323	TRANSIT POLICE LIEUTENANT	88,628.80	88,628.80	0.00	91,460.26	7,516.48	4,575.64	103,552.38
0000304340	*BUS OPERATOR	48,713.60	50,169.60	1,456.00	50,816.49	7,574.45	0.00	58,390.94
0000303397	*JOURNEYMAN BUS TECHNICIAN	52,124.80	53,705.60	1,580.80	59,098.66	9,328.78	225.00	68,652.44
0000341157	MOBILITY CUSTOMER CARE REP	38,571.00	38,571.00	0.00	40,070.24	1,550.30	0.00	41,620.54
0000322234	SUPV BUS MAINTENANCE	60,756.80	60,756.80	0.00	61,512.85	7,931.91	9,004.10	78,448.86
0000341881	*BUS OPERATOR	34,070.40	38,729.60	4,659.20	37,841.31	7,759.09	0.00	45,600.40
0000302728	*JOURNEYMAN RAIL CAR MECHANIC	53,456.00	55,057.60	1,601.60	55,938.68	11,622.85	4,460.20	72,021.73
0000302930	*JOURNEYMAN ET-RADIO MAINT	53,456.00	55,057.60	1,601.60	61,319.04	33,033.30	636.20	94,988.54
0000342899	*BUS OPERATOR	34,070.40	35,110.40	1,040.00	21,829.46	3,783.35	0.00	25,612.81
0000339601	*BUS OPERATOR	37,585.60	38,729.60	1,144.00	26,011.76	10,244.43	0.00	36,256.19
0000342676	*SERVICEPERSON VII GROUNDSKEEPR	33,841.60	36,857.60	3,016.00	37,058.08	6,660.27	0.00	43,718.35
0000302926	*SERVICEPERSON I (A)	37,960.00	39,083.20	1,123.20	42,860.18	4,923.18	0.00	47,783.36
0000340573	*BUS OPERATOR	34,070.40	38,729.60	4,659.20	30,589.89	2,829.89	2,136.32	35,556.10

**METROPOLITAN ATLANTA RAPID TRANSIT AUTHORITY (MARTA)**  
**MARTOC REPORT**

EE NUMBER	TITLE	FY 19 BASE SALARY	FY 20 BASE SALARY	DIFFERENCE +/-	REGULAR EARNINGS	OVERTIME EARNINGS	OTHER EARNINGS	TOTAL EARNINGS
0000305596	SUPV BUS MAINTENANCE	63,814.40	63,814.40	0.00	66,451.49	14,725.10	2,678.98	83,855.57
0000330759	CJIT-POLICE DISPATCHER	46,176.00	46,176.00	0.00	48,013.66	6,850.15	875.00	55,738.81
0000319444	*BUS OPERATOR	48,193.60	49,649.60	1,456.00	48,184.46	3,539.87	0.00	51,724.33
0000342817	*JOURNEYMAN RAIL CAR MECHANIC	45,926.40	51,272.00	5,345.60	49,602.12	9,454.94	450.00	59,507.06
0000343094	*BUS OPERATOR	34,070.40	35,110.40	1,040.00	34,784.21	5,223.25	0.00	40,007.46
0000305284	*JOURNEYMAN ET-RAIL CAR MAINT	52,936.00	54,537.60	1,601.60	57,387.15	679.92	225.00	58,292.07
0000330393	INSTRUCTOR ELECTRICAL POWER	63,814.40	63,814.40	0.00	66,311.33	33,199.04	2,454.40	101,964.77
0000336233	TRANSIT POLICE OFFICER SR (DATE LAST EMPLOYED 03-Jan-2020)	49,691.20	49,691.20	0.00	27,548.69	10,561.88	1,019.39	39,129.96
0000313261	CONTRACT PROFESSIONAL DISPATCH	0.00	0.00	0.00	67,777.50	4,513.50	0.00	72,291.00
0000322053	*BUS OPERATOR	37,585.60	42,369.60	4,784.00	43,710.79	6,798.37	144.56	50,653.72
0000341160	*BUS OPERATOR	34,070.40	38,729.60	4,659.20	39,177.28	8,567.26	0.00	47,744.54
0000322432	*JOURNEYMAN BODY REPAIR	52,936.00	54,537.60	1,601.60	53,928.11	0.00	225.00	54,153.11
0000322811	*BUS OPERATOR	48,193.60	49,649.60	1,456.00	52,048.72	17,039.90	1,128.96	70,217.58
0000340140	*SERVICEPERSON I	35,339.20	38,022.40	2,683.20	36,774.40	1,320.60	0.00	38,095.00
0000302337	*JOURNEYMAN AUTOMOTIVE TECH	53,456.00	55,057.60	1,601.60	59,430.85	20,041.77	225.00	79,697.62
0000337433	*BUS OPERATOR	41,121.60	46,030.40	4,908.80	37,634.84	3,628.41	3,090.56	44,353.81
0000317676	EQUITY ADMINISTRATOR	77,950.08	77,950.08	0.00	77,950.22	0.00	0.00	77,950.22
0000339279	TRANSIT POLICE OFFICER SR	45,947.20	49,691.20	3,744.00	49,989.24	12,000.49	0.00	61,989.73
0000343177	*BUS OPERATOR	34,070.40	35,110.40	1,040.00	35,201.06	4,902.21	0.00	40,103.27
0000333592	*BUS OPERATOR	41,121.60	46,030.40	4,908.80	48,635.59	21,188.18	0.00	69,823.77
0000338975	*BUS OPERATOR	37,585.60	42,369.60	4,784.00	40,802.22	10,263.27	2,361.20	53,426.69
0000341909	*BUS OPERATOR	34,070.40	38,729.60	4,659.20	37,143.17	5,499.82	0.00	42,642.99
0000343597	*BUS OPERATOR	35,110.40	35,110.40	0.00	30,046.34	3,478.41	0.00	33,524.75
0000340735	*LIGHT RAIL OPERATOR	34,070.40	38,729.60	4,659.20	40,675.44	6,166.26	0.00	46,841.70
0000333475	*JOURNEYMAN BUS TECHNICIAN	52,124.80	53,705.60	1,580.80	58,391.88	15,374.44	225.00	73,991.32
0000335992	*BUS OPERATOR	44,678.40	49,649.60	4,971.20	47,598.45	10,976.56	0.00	58,575.01
0000327899	*BUS OPERATOR	48,193.60	49,649.60	1,456.00	52,214.89	18,864.42	0.00	71,079.31
0000341470	*BUS OPERATOR	34,070.40	38,729.60	4,659.20	30,567.97	2,241.05	1,391.76	34,200.78
0000341959	*JOURNEYMAN BUS TECHNICIAN	45,926.40	50,752.00	4,825.60	51,522.40	7,195.71	225.00	58,943.11
0000327019	ACCOUNTANT III	64,644.84	64,644.84	0.00	64,723.37	0.00	1,989.08	66,712.45
0000303754	INSTRUCTOR CAR MAINT ELECT	66,830.40	66,830.40	0.00	60,818.58	0.00	10,699.46	71,518.04
0000327215	CONTRACT PROFESSIONAL	0.00	0.00	0.00	32,877.15	529.75	0.00	33,406.90
0000339388	*BUS OPERATOR	37,585.60	42,369.60	4,784.00	34,035.14	5,221.96	2,052.27	41,309.37
0000340583	*SERVICEPERSON I	35,339.20	38,022.40	2,683.20	39,163.17	6,853.17	0.00	46,016.34

## MARTOC REPORT

EE NUMBER	TITLE	FY 19 BASE SALARY	FY 20 BASE SALARY	DIFFERENCE +/-	REGULAR EARNINGS	OVERTIME EARNINGS	OTHER EARNINGS	TOTAL EARNINGS
0000315309	*SERVICEPERSON I	36,899.20	38,022.40	1,123.20	40,708.98	8,921.43	0.00	49,630.41
0000317261	TRANSIT POLICE OFFICER SPECIAL	62,878.40	62,878.40	0.00	65,028.38	22,826.28	3,882.72	91,737.38
0000337179	RAIL SERVICES CONTROLLER	73,819.20	76,835.20	3,016.00	73,986.98	7,696.49	4,067.68	85,751.15
0000343693	*BUS OPERATOR	35,110.40	35,110.40	0.00	27,153.80	3,465.69	0.00	30,619.49
0000339202	*BUS OPERATOR	37,585.60	42,369.60	4,784.00	38,404.22	2,691.83	2,475.86	43,571.91
0000332987	*BUS OPERATOR	48,193.60	49,649.60	1,456.00	50,954.86	1,651.35	0.00	52,606.21
0000334292	*RAIL OPERATOR	41,121.60	46,030.40	4,908.80	34,118.50	701.07	1,581.60	36,401.17
0000340621	CRIMINAL JUSTICE INFO TECH REC	32,635.20	32,635.20	0.00	33,301.45	1,432.00	0.00	34,733.45
0000342314	*BUS OPERATOR	34,070.40	38,729.60	4,659.20	32,390.41	5,812.36	939.36	39,142.13
0000343096	*BUS OPERATOR	34,070.40	35,110.40	1,040.00	30,046.17	2,370.34	0.00	32,416.51
0000302418	DISPATCHER-RAIL TRANSPORTATION	60,028.80	60,028.80	0.00	64,965.61	1,488.13	0.00	66,453.74
0000337080	*BUS OPERATOR	41,121.60	46,030.40	4,908.80	30,938.36	2,587.77	3,291.82	36,817.95
0000304953	*STATION AGENT	43,617.60	44,928.00	1,310.40	46,436.62	7,363.18	167.76	53,967.56
0000330970	*RAIL OPERATOR	37,585.60	42,369.60	4,784.00	42,114.75	9,244.25	0.00	51,359.00
0000342460	PROJECT SCHEDULER	75,000.12	75,000.12	0.00	75,000.85	0.00	0.00	75,000.85
0000343333	SVC DESK SUPPORT AGENT	42,295.50	42,295.50	0.00	32,807.96	298.40	0.00	33,106.36
0000340769	PROTECTIVE SPEC POLICE CADET	31,200.00	31,200.00	0.00	32,623.93	3,703.58	2,010.00	38,337.51
0000334412	*STATION AGENT	43,097.60	44,408.00	1,310.40	43,376.37	203.91	0.00	43,580.28
0000339402	*BUS OPERATOR	37,585.60	42,369.60	4,784.00	32,340.99	4,797.41	2,227.12	39,365.52
0000302946	*BUS OPERATOR	48,713.60	50,169.60	1,456.00	52,043.47	9,325.54	0.00	61,369.01
0000305602	*BUS OPERATOR	48,713.60	50,169.60	1,456.00	51,574.14	22,206.81	0.00	73,780.95
0000344250	*SERVICEPERSON I	34,444.80	34,444.80	0.00	19,952.70	391.56	0.00	20,344.26
0000302417	SUPV BUS & RAIL STORES	66,788.80	66,788.80	0.00	68,432.83	1,499.77	0.00	69,932.60
0000332950	TRANSIT POLICE SERGEANT	67,288.00	69,971.20	2,683.20	67,699.86	17,263.92	5,242.40	90,206.18
0000343829	*BUS OPERATOR	35,110.40	35,110.40	0.00	23,742.38	1,432.42	0.00	25,174.80
0000305478	SCHEDULE ANALYST III	59,861.62	65,673.66	5,812.04	65,745.89	0.00	1,262.96	67,008.85
0000333960	*JOURNEYMAN PAINTER	52,936.00	54,537.60	1,601.60	54,623.53	22,268.62	288.63	77,180.78
0000329974	*JOURNEYMAN BUS TECHNICIAN	52,124.80	53,705.60	1,580.80	47,181.45	686.60	4,771.16	52,639.21
0000302427	RECORDS CENTER SPECIALIST SR	43,992.00	43,992.00	0.00	44,067.00	0.00	2,030.40	46,097.40
0000305252	*BUS OPERATOR	48,713.60	50,169.60	1,456.00	50,944.47	6,269.49	0.00	57,213.96
0000333572	*BUS OPERATOR	48,193.60	49,649.60	1,456.00	24,156.08	32.33	2,100.21	26,288.62
0000302695	*BUS OPERATOR	48,193.60	50,169.60	1,976.00	51,901.91	22,569.67	926.80	75,398.38
0000329359	*JOURNEYMAN RAIL CAR MECHANIC	52,936.00	54,537.60	1,601.60	43,807.65	440.17	5,223.09	49,470.91
0000303718	MGR TRAIN CONTROL	74,270.30	89,124.36	14,854.06	84,105.79	0.00	6,453.41	90,559.20
0000338544	*BUS OPERATOR	37,585.60	42,369.60	4,784.00	41,883.08	9,653.97	2,281.44	53,818.49

**METROPOLITAN ATLANTA RAPID TRANSIT AUTHORITY (MARTA)**  
**MARTOC REPORT**

EE NUMBER	TITLE	FY 19 BASE SALARY	FY 20 BASE SALARY	DIFFERENCE +/-	REGULAR EARNINGS	OVERTIME EARNINGS	OTHER EARNINGS	TOTAL EARNINGS
0000320242	*RAIL OPERATOR	48,193.60	49,649.60	1,456.00	48,645.13	7,323.76	3,942.96	59,911.85
0000338616	*JOURNEYMAN SUPPORT EQUIPMENT	51,292.80	54,537.60	3,244.80	44,679.79	2,344.65	4,432.11	51,456.55
0000342059	CONTRACT SPECIALIST III (DATE LAST EMPLOYED 22-May-2020)	74,000.16	74,000.16	0.00	68,383.03	0.00	2,775.96	71,158.99
0000342207	*BUS OPERATOR	34,070.40	38,729.60	4,659.20	37,012.16	7,527.64	0.00	44,539.80
0000344487	PROJECT MANAGER II	99,560.76	99,560.76	0.00	44,419.46	0.00	0.00	44,419.46
0000335566	*JOURNEYMAN AA BUS TECHNICIAN	45,489.60	52,478.40	6,988.80	48,618.75	6,291.71	0.00	54,910.46
0000313656	CONTRACT SPECIALIST III	92,984.06	84,708.00	-8,276.06	87,255.54	0.00	6,516.00	93,771.54
0000335878	*REPROGRAPHICS SPEC I	30,596.80	31,532.80	936.00	31,584.77	0.00	0.00	31,584.77
0000341544	BENEFITS-CUSTOMER SVC REP	51,517.96	51,517.96	0.00	51,610.89	0.00	1,369.72	52,980.61
0000318006	*STATION AGENT	43,097.60	44,408.00	1,310.40	38,133.64	862.47	3,544.39	42,540.50
0000308143	CONTRACT PROFESSIONAL	60,196.50	60,196.50	0.00	38,400.15	1,947.95	0.00	40,348.10
0000331794	PLANNER VERTICAL TRANS (DATE LAST EMPLOYED 11-Mar-2020)	62,753.60	62,753.60	0.00	47,633.12	0.00	4,461.04	52,094.16
0000342879	*BUS OPERATOR	34,070.40	35,110.40	1,040.00	34,060.34	5,940.06	675.21	40,675.61
0000315462	*BUS OPERATOR	48,193.60	49,649.60	1,456.00	43,432.61	9,125.74	5,170.37	57,728.72
0000332301	MAINTENANCE PLANNER-RAIL	62,608.00	62,608.00	0.00	63,209.40	1,373.25	6,983.20	71,565.85
0000333106	*RAIL OPERATOR	48,193.60	49,649.60	1,456.00	38,283.28	4,880.10	4,448.85	47,612.23
0000334025	*RAIL OPERATOR	48,193.60	49,649.60	1,456.00	53,657.78	44,666.91	0.00	98,324.69
0000303480	*MATERIAL CONTROLLER	49,649.60	51,126.40	1,476.80	48,437.69	35.81	2,301.02	50,774.52
0000303159	*BUS OPERATOR (DATE LAST EMPLOYED 01-Feb-2020)	48,193.60	48,713.60	520.00	33,171.85	10,738.68	0.00	43,910.53
0000337167	TRANSIT POLICE OFFICER SR	47,798.40	49,691.20	1,892.80	51,351.80	28,325.03	3,440.16	83,116.99
0000334779	*RAIL OPERATOR	34,070.40	38,729.60	4,659.20	38,557.63	5,902.94	0.00	44,460.57
0000315244	*BUS OPERATOR	48,193.60	49,649.60	1,456.00	46,765.11	13,036.94	2,235.52	62,037.57
0000331770	DEPUTY CHIEF OF POLICE	119,589.86	119,589.86	0.00	119,588.95	0.00	11,499.03	131,087.98
0000306172	*JOURNEYMAN AA BUS TECHNICIAN	53,456.00	55,057.60	1,601.60	54,997.75	7,990.12	225.00	63,212.87
0000304922	*JOURNEYMAN SUPPORT EQUIPMENT	53,456.00	55,057.60	1,601.60	62,064.96	26,832.67	225.00	89,122.63
0000320368	FOREMAN CUSTODIAL SERVICES	53,268.80	53,268.80	0.00	53,137.70	2,067.83	0.00	55,205.53
0000339582	CONTRACT SPECIALIST II	63,988.86	63,988.86	0.00	62,652.59	0.00	0.00	62,652.59
0000340922	*JOURNEYMAN ET-RADIO MAINT	49,774.40	52,832.00	3,057.60	54,198.38	40,207.06	225.00	94,630.44
0000305466	SUPT BUS MAINTENANCE GARAGE (DATE LAST EMPLOYED 01-Feb-2020)	80,165.54	80,165.54	0.00	46,251.43	0.00	0.00	46,251.43
0000304361	*BUS OPERATOR	48,193.60	49,649.60	1,456.00	51,425.42	23,043.25	1,668.25	76,136.92
0000333584	*JOURNEYMAN ET-RADIO MAINT	52,936.00	54,537.60	1,601.60	52,785.40	3,757.91	2,871.80	59,415.11
0000322975	*JOURNEYMAN ET-RADIO MAINT	52,936.00	54,537.60	1,601.60	57,442.89	35,339.13	225.00	93,007.02
0000306405	*JOURNEYMAN BODY REPAIR	53,456.00	55,057.60	1,601.60	55,835.52	13,986.90	225.00	70,047.42
0000306342	*JOURNEYMAN ET-RAIL CAR MAINT	53,456.00	55,057.60	1,601.60	64,200.18	25,498.79	225.00	89,923.97

**METROPOLITAN ATLANTA RAPID TRANSIT AUTHORITY (MARTA)**  
**MARTOC REPORT**

EE NUMBER	TITLE	FY 19 BASE SALARY	FY 20 BASE SALARY	DIFFERENCE +/-	REGULAR EARNINGS	OVERTIME EARNINGS	OTHER EARNINGS	TOTAL EARNINGS
0000342002	*BUS OPERATOR	34,070.40	38,729.60	4,659.20	37,944.68	8,463.32	0.00	46,408.00
0000304029	SUPV BUS TRANSPORTATION	62,441.60	62,441.60	0.00	63,648.65	26,737.23	10,507.00	100,892.88
0000314862	*BUS OPERATOR (DATE LAST EMPLOYED 01-Jun-2020)	48,193.60	49,649.60	1,456.00	51,867.56	9,906.63	0.00	61,774.19
0000342132	*RAIL STATION CLEANER	27,851.20	32,115.20	4,264.00	30,986.78	2,814.29	0.00	33,801.07
0000322821	*BUS OPERATOR	48,193.60	49,649.60	1,456.00	22,542.51	753.18	880.46	24,176.15
0000344425	MGR AUTOMATED PKG & REV CTRL	92,000.22	92,000.22	0.00	42,814.02	0.00	0.00	42,814.02
0000323749	SUPV BUS TRANSPORTATION	62,441.60	62,441.60	0.00	64,024.56	21,079.27	2,401.60	87,505.43
0000321310	*JOURNEYMAN BUS TECHNICIAN	52,124.80	53,705.60	1,580.80	58,520.51	14,958.72	225.00	73,704.23
0000343429	*BUS OPERATOR	35,110.40	35,110.40	0.00	28,753.82	8,884.30	0.00	37,638.12
0000315061	*BUS OPERATOR	48,193.60	49,649.60	1,456.00	46,976.72	6,935.00	3,600.24	57,511.96
0000304973	*RAIL OPERATOR	48,713.60	50,169.60	1,456.00	43,533.95	5,692.10	4,988.96	54,215.01
0000339550	MOBILITY CUSTOMER CARE REP	39,721.50	39,721.50	0.00	37,200.16	159.33	296.70	37,656.19
0000302885	SUPV CAR REPAIR INSPECTION	62,608.00	62,608.00	0.00	62,491.74	2,519.96	2,957.20	67,968.90
0000333337	TRANSIT POLICE OFFICER SR	55,931.20	58,156.80	2,225.60	50,914.56	14,032.60	12,426.92	77,374.08
0000339064	*BUS OPERATOR	37,585.60	42,369.60	4,784.00	38,588.44	9,529.06	0.00	48,117.50
0000322976	*JOURNEYMAN TRACK WALKER	52,936.00	54,537.60	1,601.60	55,366.21	12,018.24	1,048.80	68,433.25
0000335853	*BUS OPERATOR	44,678.40	49,649.60	4,971.20	37,329.12	2,442.81	2,110.72	41,882.65
0000306207	RAIL SERVICES CONTROLLER	85,113.60	85,113.60	0.00	86,822.66	10,719.12	8,797.80	106,339.58
0000302368	SUPV CAR REPAIR INSPECTION	60,736.00	60,736.00	0.00	63,563.30	8,872.91	4,457.97	76,894.18
0000339300	MGR IT STRATEGY & RELATIONS	115,912.68	115,912.68	0.00	115,911.87	0.00	0.00	115,911.87
0000315408	*SERVICEPERSON IV	39,436.80	40,622.40	1,185.60	41,192.02	2,025.54	0.00	43,217.56
0000305539	*JOURNEYMAN RAIL CAR MECHANIC	53,456.00	55,057.60	1,601.60	53,034.30	9,070.80	2,607.30	64,712.40
0000303468	*BUS OPERATOR	48,713.60	50,169.60	1,456.00	51,621.47	10,715.44	7,419.04	69,755.95
0000305671	*JOURNEYMAN TRACK MECHANIC	52,936.00	54,537.60	1,601.60	56,788.85	32,656.22	225.00	89,670.07
0000334781	*BUS OPERATOR	34,070.40	38,729.60	4,659.20	37,978.07	9,809.46	0.00	47,787.53
0000338608	*JOURNEYMAN OVERHAULER	49,254.40	54,537.60	5,283.20	54,752.69	13,970.58	225.00	68,948.27
0000342868	*BUS OPERATOR (DATE LAST EMPLOYED 31-Mar-2020)	34,070.40	35,110.40	1,040.00	26,159.34	5,803.19	0.00	31,962.53
0000333778	*BUS OPERATOR	48,193.60	49,649.60	1,456.00	32,995.61	166.33	3,572.24	36,734.18
0000318796	*BUS OPERATOR	48,193.60	49,649.60	1,456.00	53,913.23	28,830.23	0.00	82,743.46
0000318196	*BUS OPERATOR	48,193.60	49,649.60	1,456.00	50,312.70	6,718.45	0.00	57,031.15
0000335474	REDUCED FARE REPRESENTATIVE	34,885.50	34,885.50	0.00	35,532.55	1,340.01	0.00	36,872.56
0000343428	*BUS OPERATOR	35,110.40	35,110.40	0.00	32,502.70	4,543.17	0.00	37,045.87
0000322743	*RAIL STATION CLEANER	32,947.20	33,945.60	998.40	34,356.84	3,651.12	1,025.28	39,033.24
0000336804	CONTRACT SPECIALIST III	80,600.00	80,600.00	0.00	80,597.25	0.00	0.00	80,597.25



## MARTOC REPORT

EE NUMBER	TITLE	FY 19	FY 20	DIFFERENCE	REGULAR	OVERTIME	OTHER	TOTAL
		BASE SALARY	BASE SALARY	+/-	EARNINGS	EARNINGS	EARNINGS	EARNINGS
0000306279	*JOURNEYMAN ET-RAIL CAR MAINT	53,456.00	55,057.60	1,601.60	59,697.79	14,298.75	225.00	74,221.54
0000326723	*JOURNEYMAN ELEC POWER ELECT	52,936.00	54,537.60	1,601.60	55,480.68	9,506.39	854.28	65,841.35
0000326274	RAIL SERVICES CONTROLLER	71,552.00	73,819.20	2,267.20	74,954.26	2,341.12	2,839.20	80,134.58
0000342518	FIELD INSPECTOR	52,767.00	52,767.00	0.00	55,263.26	13,124.10	1,353.00	69,740.36
0000332117	*BUS OPERATOR	34,070.40	38,729.60	4,659.20	35,887.85	4,702.50	0.00	40,590.35
0000335755	*BUS OPERATOR	44,678.40	49,649.60	4,971.20	48,804.65	20,872.37	343.68	70,020.70
0000321635	DIVISION DISPATCHER	60,028.80	62,379.20	2,350.40	61,539.73	2,803.57	2,607.60	66,950.90
0000330844	CONTRACT SPECIALIST III	80,367.04	80,367.04	0.00	80,367.05	0.00	0.00	80,367.05
0000343524	*BUS OPERATOR	35,110.40	35,110.40	0.00	30,336.92	3,482.02	0.00	33,818.94
0000302744	SUPT BUS MAINTENANCE GARAGE	77,416.30	77,416.30	0.00	77,919.33	0.00	7,940.16	85,859.49
0000327408	STRUCTURAL ENGINEER VI	83,089.50	95,604.34	12,514.84	93,678.92	0.00	0.00	93,678.92
0000320033	*JOURNEYMAN ET-RAIL CAR MAINT	52,936.00	54,537.60	1,601.60	55,404.76	8,211.11	225.00	63,840.87
0000343518	PROJECT MANAGER II	99,560.76	99,560.76	0.00	80,031.76	0.00	0.00	80,031.76
0000319667	*BUS OPERATOR	48,193.60	49,649.60	1,456.00	51,068.94	14,974.33	185.36	66,228.63
0000316073	TRANSIT POLICE MAJOR	99,022.04	99,022.04	0.00	99,692.10	0.00	8,734.27	108,426.37
0000331406	*BUS OPERATOR	48,193.60	49,649.60	1,456.00	51,560.37	18,723.41	567.28	70,851.06
0000338675	NETWORK OPERATIONS CENTER TECH	54,350.40	61,413.82	7,063.42	55,467.40	0.00	2,090.40	57,557.80
0000303358	*BUS OPERATOR	48,713.60	50,169.60	1,456.00	52,079.00	20,866.02	0.00	72,945.02
0000341275	COMMUNICATIONS COORD IOC	46,966.40	46,966.40	0.00	47,553.35	44.50	316.12	47,913.97
0000321525	SR REDUCED FARE REPRESENTATIVE	43,524.00	43,524.00	0.00	44,447.25	815.25	0.00	45,262.50
0000322673	SUPV RAIL LINE	62,608.00	62,608.00	0.00	66,241.26	15,217.72	3,530.68	84,989.66
0000339670	BUYER PLANNER II	61,413.82	61,413.82	0.00	61,491.08	0.00	0.00	61,491.08
0000337220	*JOURNEYMAN BUS TECHNICIAN	45,489.60	50,252.80	4,763.20	48,409.37	2,228.65	0.00	50,638.02
0000344324	CONTRACT PROFESSIONAL	70,083.00	70,083.00	0.00	36,733.80	0.00	0.00	36,733.80
0000327975	*JOURNEYMAN SUPPORT EQUIPMENT	45,926.40	54,537.60	8,611.20	56,492.91	17,882.86	225.00	74,600.77
0000343784	*BUS OPERATOR	35,110.40	35,110.40	0.00	24,114.22	3,046.41	0.00	27,160.63
0000321772	*BUS OPERATOR	48,193.60	49,649.60	1,456.00	29,602.82	7,827.51	0.00	37,430.33
0000339599	*RAIL STATION CLEANER	31,179.20	33,945.60	2,766.40	30,243.28	2,137.43	1,923.63	34,304.34
0000331064	TRANSIT POLICE SERGEANT	58,156.80	62,192.00	4,035.20	50,870.77	9,717.11	5,089.16	65,677.04
0000322109	*SERVICEPERSON IV	39,436.80	40,622.40	1,185.60	42,185.08	3,655.63	0.00	45,840.71
0000321911	*JOURNEYMAN BUS TECHNICIAN	52,124.80	53,705.60	1,580.80	49,788.11	394.71	225.00	50,407.82
0000335353	*JOURNEYMAN ET-RAIL CAR MAINT	52,936.00	54,537.60	1,601.60	57,960.46	6,273.99	225.00	64,459.45
0000306387	*JOURNEYMAN ET-RAIL CAR MAINT	53,456.00	55,057.60	1,601.60	55,705.61	78.26	430.60	56,214.47
0000303591	INSTRUCTOR BUS TECHNICAL	53,456.00	57,948.80	4,492.80	57,050.20	4,251.96	225.00	61,527.16
0000320053	SR INFORMATION SYSTEMS ANALYST	91,186.94	91,186.94	0.00	89,112.01	0.00	2,073.69	91,185.70

**METROPOLITAN ATLANTA RAPID TRANSIT AUTHORITY (MARTA)**  
**MARTOC REPORT**

EE NUMBER	TITLE	FY 19 BASE SALARY	FY 20 BASE SALARY	DIFFERENCE +/-	REGULAR EARNINGS	OVERTIME EARNINGS	OTHER EARNINGS	TOTAL EARNINGS
0000317051	*ENCODER CLERK	36,753.60	37,876.80	1,123.20	35,783.08	0.00	0.00	35,783.08
0000316178	INFORMATION SYS ANALYST III	81,149.64	81,149.64	0.00	81,193.65	0.00	6,071.99	87,265.64
0000303162	*JOURNEYMAN RAIL CAR MECHANIC	53,456.00	55,057.60	1,601.60	59,888.40	9,271.28	225.00	69,384.68
0000332789	TRANSIT POLICE OFFICER SR	53,768.00	55,931.20	2,163.20	56,639.16	5,346.36	0.00	61,985.52
0000331372	TRANSIT POLICE OFFICER SR	53,768.00	55,931.20	2,163.20	55,489.15	6,652.80	5,025.90	67,167.85
0000341684	DIR VERTICAL TRANSPORTATION	132,355.08	132,355.08	0.00	132,357.83	0.00	0.00	132,357.83
0000333436	PORTFOLIO MANAGER II	92,234.48	92,234.48	0.00	91,527.01	0.00	2,601.50	94,128.51
0000306645	TRANSIT POLICE OFFICER SPECIAL	62,878.40	62,878.40	0.00	65,658.67	35,441.12	4,534.50	105,634.29
0000310324	*BUS OPERATOR	34,070.40	35,110.40	1,040.00	35,638.16	4,896.90	0.00	40,535.06
0000340456	*BUS OPERATOR	34,070.40	38,729.60	4,659.20	36,384.91	6,861.10	3,138.06	46,384.07
0000305400	GEN FOREMAN BLDGS & GROUNDS	75,407.80	82,948.58	7,540.78	77,897.72	0.00	13,347.97	91,245.69
0000333673	*BUS OPERATOR	48,193.60	49,649.60	1,456.00	49,794.99	4,935.32	2,634.24	57,364.55
0000315785	TRANSIT POLICE LIEUTENANT	88,628.80	88,628.80	0.00	91,072.77	7,839.38	6,568.38	105,480.53
0000335991	BUILDING MAINT SPEC II	55,968.64	55,968.64	0.00	56,046.95	0.00	1,076.33	57,123.28
0000318195	*SERVICEPERSON IV	39,436.80	40,622.40	1,185.60	42,197.44	8,802.73	0.00	51,000.17
0000304093	*SERVICEPERSON I	37,440.00	38,542.40	1,102.40	38,575.72	10,633.54	0.00	49,209.26
0000342726	TRANSIT POLICE OFFICER	39,291.20	42,515.20	3,224.00	43,407.99	10,164.62	0.00	53,572.61
0000342754	SUPV COMMUNICATIONS	40,601.60	51,542.40	10,940.80	45,904.95	11,513.36	0.00	57,418.31
0000344196	*JOURNEYMAN ET-RAIL CAR MAINT	51,272.00	51,272.00	0.00	26,794.21	8.28	0.00	26,802.49
0000342212	*BUS OPERATOR (DATE LAST EMPLOYED 07-Apr-2020)	34,070.40	38,729.60	4,659.20	28,496.07	5,082.27	135.04	33,713.38
0000305261	HUMAN RESOURCES SYSTEM ANALYST	90,673.70	90,673.70	0.00	90,764.26	0.00	5,637.49	96,401.75
0000329150	TRANSIT POLICE LIEUTENANT	67,662.40	70,366.40	2,704.00	71,930.15	4,470.90	520.32	76,921.37
0000321910	*JOURNEYMAN RAIL CAR MECHANIC	52,936.00	54,537.60	1,601.60	55,144.45	27,940.61	225.00	83,310.06
0000328795	*STATION AGENT	36,108.80	40,372.80	4,264.00	40,233.00	4,036.50	0.00	44,269.50
0000321075	*BUS OPERATOR	41,121.60	46,030.40	4,908.80	40,527.16	8,383.84	2,983.68	51,894.68
0000304859	*PT BUS OPERATOR	0.00	0.00	0.00	21,414.93	0.00	0.00	21,414.93
0000321944	RAIL SERVICES CONTROLLER	79,851.20	82,867.20	3,016.00	83,342.34	3,481.64	3,306.72	90,130.70
0000304988	*JOURNEYMAN BUS TECHNICIAN	52,644.80	54,225.60	1,580.80	59,981.31	24,181.79	225.00	84,388.10
0000305157	*BUS OPERATOR	48,713.60	50,169.60	1,456.00	46,343.62	1,233.15	5,114.72	52,691.49
0000302869	*BUS OPERATOR	48,713.60	50,169.60	1,456.00	35,214.11	10,219.60	0.00	45,433.71
0000344989	MGR CREATIVE SVCS/SR DESIGNER	91,000.26	91,000.26	0.00	21,000.07	0.00	0.00	21,000.07
0000320690	*BUS OPERATOR	48,193.60	49,649.60	1,456.00	51,029.55	14,437.04	0.00	65,466.59
0000302420	*JOURNEYMAN ET-RAIL CAR MAINT	53,456.00	55,057.60	1,601.60	60,384.31	10,806.97	225.00	71,416.28
0000335736	*BUS OPERATOR	44,678.40	49,649.60	4,971.20	42,972.10	7,638.49	1,594.25	52,204.84

**METROPOLITAN ATLANTA RAPID TRANSIT AUTHORITY (MARTA)**  
**MARTOC REPORT**

EE NUMBER	TITLE	FY 19	FY 20	DIFFERENCE	REGULAR	OVERTIME	OTHER	TOTAL
		BASE SALARY	BASE SALARY	+/-	EARNINGS	EARNINGS	EARNINGS	EARNINGS
0000303473	*JOURNEYMAN AA BUS TECHNICIAN	46,009.60	52,998.40	6,988.80	49,899.57	1,223.42	0.00	51,122.99
0000337998	*JOURNEYMAN ELEC POWER ELECT	51,292.80	54,537.60	3,244.80	54,449.56	21,920.63	225.00	76,595.19
0000317433	DATABASE ADMINISTRATOR III	85,698.86	85,698.86	0.00	85,699.02	0.00	0.00	85,699.02
0000324245	*SERVICEPERSON I	36,899.20	38,022.40	1,123.20	35,793.71	7,129.09	1,870.88	44,793.68
0000320362	*RAIL STATION CLEANER	32,947.20	33,945.60	998.40	25,574.32	2,197.44	380.16	28,151.92
0000331998	CONTRACT PROFESSIONAL	0.00	0.00	0.00	175,203.00	0.00	0.00	175,203.00
0000335209	*BUS OPERATOR	44,678.40	49,649.60	4,971.20	38,274.99	2,812.80	3,962.31	45,050.10
0000322855	*JOURNEYMAN ELEC POWER ELECT	52,936.00	54,537.60	1,601.60	51,790.47	42,894.32	225.00	94,909.79
0000340452	*BUS OPERATOR (DATE LAST EMPLOYED 05-Feb-2020)	34,070.40	37,585.60	3,515.20	19,089.48	2,494.04	0.00	21,583.52
0000338516	TRANSIT POLICE OFFICER SR	49,691.20	51,708.80	2,017.60	51,196.05	24,002.99	2,113.30	77,312.34
0000329037	ARCHITECT IV	75,061.74	75,061.74	0.00	75,061.25	0.00	0.00	75,061.25
0000335221	*JOURNEYMAN SUPPORT EQUIPMENT	52,936.00	54,537.60	1,601.60	54,380.67	7,784.22	225.00	62,389.89
0000315409	ELECTRICAL ENGINEER VI	94,794.44	94,794.44	0.00	94,901.43	0.00	12,659.12	107,560.55
0000304325	*JOURNEYMAN SUPPORT EQUIPMENT	53,456.00	55,057.60	1,601.60	57,369.81	9,930.47	225.00	67,525.28
0000322344	MGR CIP MGMT OVERSIGHT	107,048.76	107,048.76	0.00	107,049.85	0.00	3,842.79	110,892.64
0000321021	*BUS OPERATOR	48,193.60	49,649.60	1,456.00	51,684.86	26,636.65	0.00	78,321.51
0000303209	*STATION AGENT	43,617.60	44,928.00	1,310.40	46,358.27	10,267.48	0.00	56,625.75
0000334703	HR INFORMATION SYSTEMS SPEC II	46,000.50	46,000.50	0.00	41,933.29	0.00	4,334.79	46,268.08
0000317403	MGR FINANCIAL SYSTEMS	118,874.60	118,874.60	0.00	118,878.03	0.00	8,473.63	127,351.66
0000325498	TRANSIT POLICE OFFICER SPECIAL	62,878.40	62,878.40	0.00	57,028.71	9,840.96	8,093.86	74,963.53
0000329425	LD BREEZE CARD FULFILLMENT AGT	36,894.00	36,894.00	0.00	37,075.50	223.74	2,621.30	39,920.54
0000303697	*STATION AGENT	43,097.60	44,928.00	1,830.40	47,958.56	12,637.98	0.00	60,596.54
0000326462	TRANSIT POLICE SERGEANT	67,288.00	69,971.20	2,683.20	68,137.38	14,509.33	3,025.05	85,671.76
0000302922	*JOURNEYMAN AA BUS TECHNICIAN	53,456.00	55,057.60	1,601.60	53,924.78	7,461.97	225.00	61,611.75
0000306062	*JOURNEYMAN ET-RAIL CAR MAINT	53,456.00	55,057.60	1,601.60	59,458.23	10,751.19	225.00	70,434.42
0000304124	SUPT REVENUE COLLECTIONS	73,804.38	73,804.38	0.00	73,326.57	0.00	1,686.66	75,013.23
0000320740	*BUS OPERATOR	48,193.60	49,649.60	1,456.00	50,644.74	15,903.39	0.00	66,548.13
0000329020	*BUS OPERATOR	48,193.60	49,649.60	1,456.00	43,952.08	328.79	5,163.07	49,443.94
0000304937	*BUS OPERATOR	48,193.60	49,649.60	1,456.00	50,590.12	11,481.33	0.00	62,071.45
0000332200	*JOURNEYMAN RAIL CAR MECHANIC	49,982.40	47,320.00	-2,662.40	49,043.73	5,324.50	2,199.24	56,567.47
0000302139	AUDITOR III	69,929.34	69,929.34	0.00	70,001.13	0.00	1,882.72	71,883.85
0000302622	TRAINING & DEVELOPMENT SPEC (DATE LAST EMPLOYED 01-Jul-2020)	57,795.14	57,795.14	0.00	57,213.94	0.00	653.92	57,867.86
0000315982	*BUS OPERATOR	48,193.60	49,649.60	1,456.00	48,774.34	709.26	1,516.48	51,000.08
0000321575	DIVISION DISPATCHER	60,028.80	62,379.20	2,350.40	64,285.08	8,548.73	4,414.50	77,248.31
0000344133	*BUS OPERATOR	35,110.40	35,110.40	0.00	19,343.79	1,573.91	0.00	20,917.70

METROPOLITAN ATLANTA RAPID TRANSIT AUTHORITY (MARTA)  
MARTOC REPORT

EE NUMBER	TITLE	FY 19 BASE SALARY	FY 20 BASE SALARY	DIFFERENCE +/-	REGULAR EARNINGS	OVERTIME EARNINGS	OTHER EARNINGS	TOTAL EARNINGS
0000304957	GEN SUPT RAIL CAR MAINTENANCE	92,955.20	92,955.20	0.00	93,581.88	0.00	8,932.23	102,514.11
0000330930	TRANSIT POLICE OFFICER SPECIAL	55,931.20	58,156.80	2,225.60	59,009.28	14,640.32	3,486.50	77,136.10
0000303733	*BUS OPERATOR	48,713.60	50,169.60	1,456.00	45,322.72	12,984.94	6,807.18	65,114.84
0000334031	*BUS OPERATOR	48,193.60	49,649.60	1,456.00	48,670.12	12,668.75	2,863.91	64,202.78
0000309665	*BUS OPERATOR	41,121.60	46,030.40	4,908.80	41,434.48	4,016.58	2,490.80	47,941.86
0000341339	*BUS OPERATOR	34,070.40	38,729.60	4,659.20	39,133.06	11,088.37	0.00	50,221.43
0000343403	*BUS OPERATOR	35,110.40	35,110.40	0.00	30,167.84	3,848.02	0.00	34,015.86
0000331936	SUPV RAIL LINE	58,968.00	58,968.00	0.00	61,067.09	13,990.45	4,761.40	79,818.94
0000302108	*BUS OPERATOR	48,713.60	50,169.60	1,456.00	51,135.41	24,099.03	0.00	75,234.44
0000344093	*HOSTLER JUNIOR APPRENTICE	36,649.60	36,649.60	0.00	26,500.93	2,038.72	0.00	28,539.65
0000342816	RADIO COMMUNICATIONS ENGINEER	82,408.56	82,408.56	0.00	82,908.64	0.00	0.00	82,908.64
0000343462	*SERVICEPERSON I	36,400.00	36,400.00	0.00	28,698.67	1,271.19	0.00	29,969.86
0000303768	SUPV BUS TRANSPORTATION	62,441.60	62,441.60	0.00	63,239.06	7,414.70	4,803.20	75,456.96
0000324724	*JOURNEYMAN ET-TRAIN CONTROL	52,936.00	54,537.60	1,601.60	59,476.77	34,035.68	225.00	93,737.45
0000321952	*BUS OPERATOR	48,193.60	49,649.60	1,456.00	39,545.16	9,197.81	2,877.14	51,620.11
0000302661	*BUS OPERATOR	48,193.60	49,649.60	1,456.00	29,006.59	4,510.21	2,038.96	35,555.76
0000340979	*BUS OPERATOR (DATE LAST EMPLOYED 23-Apr-2020)	34,070.40	38,729.60	4,659.20	30,789.16	5,571.77	1,016.33	37,377.26
0000324509	*SERVICEPERSON V	46,633.60	49,275.20	2,641.60	47,096.70	6,194.34	0.00	53,291.04
0000340781	*CUSTODIAN LIGHT RAIL OPS	32,947.20	33,945.60	998.40	35,858.44	8,005.32	0.00	43,863.76
0000307077	DIVISION DISPATCHER	62,441.60	62,441.60	0.00	63,380.55	4,242.66	6,484.32	74,107.53
0000305907	MGR CONSTRUCTION PROJECTS	84,964.36	84,964.36	0.00	82,917.64	0.00	6,795.92	89,713.56
0000334256	SR CONTRACT SPECIALIST	87,383.14	87,383.14	0.00	87,387.07	0.00	3,540.16	90,927.23
0000320827	*REPROGRAPHICS SPEC II	38,001.60	39,145.60	1,144.00	38,893.06	0.00	0.00	38,893.06
0000342115	*JOURNEYMAN BUS TECHNICIAN	45,926.40	50,752.00	4,825.60	41,188.71	1,399.95	225.00	42,813.66
0000302364	*JOURNEYMAN AA BUS TECHNICIAN	53,456.00	55,057.60	1,601.60	52,883.81	0.00	225.00	53,108.81
0000305961	*JOURNEYMAN ET-RAIL CAR MAINT (DATE LAST EMPLOYED 01-Oct-2019)	53,456.00	53,456.00	0.00	19,914.05	0.00	225.00	20,139.05
0000319374	TRANSIT POLICE MAJOR	96,624.58	96,624.58	0.00	97,210.85	0.00	13,426.85	110,637.70
0000334278	ELEV ESCALATOR SAFE INSPEC II	73,008.00	73,008.00	0.00	74,925.89	7,829.93	2,995.20	85,751.02
0000338623	*JOURNEYMAN OVERHAULER	51,292.80	54,537.60	3,244.80	56,351.47	25,187.03	225.00	81,763.50
0000338874	*JOURNEYMAN ET-RADIO MAINT	50,148.80	54,537.60	4,388.80	55,936.96	47,485.30	225.00	103,647.26
0000338333	DIR TECH INFRASTRUCTURE & PROD	152,406.02	152,406.02	0.00	152,408.83	0.00	0.00	152,408.83
0000306598	*BUS OPERATOR	48,193.60	49,649.60	1,456.00	46,038.39	8,487.28	0.00	54,525.67
0000322678	TRANSIT POLICE OFFICER SR	60,465.60	60,465.60	0.00	57,511.37	5,406.43	5,444.90	68,362.70
0000302876	QA ENGINEER	81,822.78	81,822.78	0.00	82,367.37	0.00	3,415.92	85,783.29

**METROPOLITAN ATLANTA RAPID TRANSIT AUTHORITY (MARTA)**  
**MARTOC REPORT**

EE NUMBER	TITLE	FY 19 BASE SALARY	FY 20 BASE SALARY	DIFFERENCE +/-	REGULAR EARNINGS	OVERTIME EARNINGS	OTHER EARNINGS	TOTAL EARNINGS
0000341497	TRANSIT POLICE OFFICER	44,200.00	45,947.20	1,747.20	46,586.32	6,864.71	2,518.00	55,969.03
0000322112	*BUS OPERATOR	48,193.60	49,649.60	1,456.00	49,346.18	10,942.11	2,198.92	62,487.21
0000302715	SUPV BUS TRANSPORTATION	62,441.60	62,441.60	0.00	58,145.07	16,127.28	7,912.03	82,184.38
0000331996	DIVISION DISPATCHER	62,441.60	62,441.60	0.00	62,246.51	9,599.66	6,555.68	78,401.85
0000302317	*BUS OPERATOR	48,713.60	50,169.60	1,456.00	54,879.60	22,294.20	0.00	77,173.80
0000335293	*JOURNEYMAN ET-RAIL CAR MAINT	52,936.00	54,537.60	1,601.60	53,282.76	950.62	225.00	54,458.38
0000322060	*JOURNEYMAN RAIL CAR MECHANIC (DATE LAST EMPLOYED 01-Mar-2020)	52,936.00	54,537.60	1,601.60	34,930.94	878.03	428.60	36,237.57
0000335298	*JOURNEYMAN ET-RAIL CAR MAINT	52,936.00	54,537.60	1,601.60	54,666.71	2,937.74	225.00	57,829.45
0000302778	SUPV TECH SUPPORT SVCS CENTR	77,812.02	77,812.02	0.00	77,853.94	0.00	1,851.84	79,705.78
0000332902	*RAIL OPERATOR	48,193.60	49,649.60	1,456.00	48,519.15	7,747.72	2,786.69	59,053.56
0000318012	*RAIL OPERATOR	48,193.60	49,649.60	1,456.00	36,746.69	1,495.71	0.00	38,242.40
0000303637	*BUS OPERATOR	48,713.60	50,169.60	1,456.00	51,626.89	10,062.18	0.00	61,689.07
0000324951	*BUS OPERATOR	34,070.40	38,729.60	4,659.20	32,234.56	7,737.71	0.00	39,972.27
0000327458	*BUS OPERATOR	48,193.60	49,649.60	1,456.00	50,447.30	2,842.23	1,499.68	54,789.21
0000332183	SUPV FARE MEDIA ENCODING	59,476.56	59,476.56	0.00	53,389.27	0.00	2,045.52	55,434.79
0000344486	PROJECT MANAGER II	99,560.76	99,560.76	0.00	41,739.10	0.00	0.00	41,739.10
0000342229	*BUS OPERATOR	34,070.40	38,729.60	4,659.20	36,578.80	5,302.65	0.00	41,881.45
0000320298	*BUS OPERATOR	48,193.60	49,649.60	1,456.00	41,188.17	4,711.54	3,242.26	49,141.97
0000321410	*BUS OPERATOR	48,193.60	49,649.60	1,456.00	46,064.56	14,980.91	6,543.60	67,589.07
0000342973	*BUS OPERATOR	34,070.40	35,110.40	1,040.00	34,648.72	3,451.15	495.04	38,594.91
0000303508	MGR HUMAN RESOURCES INFO SYS	87,557.60	87,557.60	0.00	96,688.51	0.00	9,035.38	105,723.89
0000305515	*BUS OPERATOR	48,713.60	50,169.60	1,456.00	53,252.72	21,425.00	0.00	74,677.72
0000330749	SUPV BUS TRANSPORTATION	56,576.00	56,576.00	0.00	55,274.20	4,297.60	2,176.00	61,747.80
0000337424	TRANSIT POLICE OFFICER SR (DATE LAST EMPLOYED 05-Jan-2020)	47,798.40	47,798.40	0.00	25,191.78	7,296.52	658.84	33,147.14
0000318891	*SERVICEPERSON IV	37,440.00	40,622.40	3,182.40	38,158.93	3,486.81	0.00	41,645.74
0000302712	*BUS OPERATOR	48,713.60	50,169.60	1,456.00	51,652.03	11,145.39	0.00	62,797.42
0000343190	CUSTOMER CARE REP	38,746.50	38,746.50	0.00	38,657.65	119.22	0.00	38,776.87
0000339171	*JOURNEYMAN BUS TECHNICIAN	49,254.40	51,500.80	2,246.40	43,157.20	4,814.96	1,691.89	49,664.05
0000343952	*BUS OPERATOR	35,110.40	35,110.40	0.00	18,919.44	1,209.04	0.00	20,128.48
0000331993	*RAIL OPERATOR	48,193.60	49,649.60	1,456.00	46,308.17	8,964.30	0.00	55,272.47
0000302206	SUPT CONTROL CENTER	93,100.02	93,100.02	0.00	93,642.84	0.00	10,818.58	104,461.42
0000335297	CONTRACT PROFESSIONAL (DATE LAST EMPLOYED 31-Jan-2020)	0.00	0.00	0.00	38,063.64	15,824.94	0.00	53,888.58
0000344107	*BUS OPERATOR	35,110.40	35,110.40	0.00	21,169.94	1,881.77	0.00	23,051.71
0000337230	*BUS OPERATOR	41,121.60	46,030.40	4,908.80	39,741.45	1,910.11	4,311.82	45,963.38

## MARTOC REPORT

EE NUMBER	TITLE	FY 19 BASE SALARY	FY 20 BASE SALARY	DIFFERENCE +/-	REGULAR EARNINGS	OVERTIME EARNINGS	OTHER EARNINGS	TOTAL EARNINGS
0000323717	*RAIL STATION CLEANER	32,947.20	33,945.60	998.40	35,330.20	17,071.56	0.00	52,401.76
0000303742	*JOURNEYMAN RAIL CAR MECHANIC	53,456.00	55,057.60	1,601.60	56,300.64	11,135.94	225.00	67,661.58
0000304883	*BUS OPERATOR	48,193.60	49,649.60	1,456.00	48,169.48	14,627.10	2,230.75	65,027.33
0000321775	*BUS OPERATOR	48,193.60	49,649.60	1,456.00	51,171.02	18,241.56	0.00	69,412.58
0000307079	*BUS OPERATOR	48,193.60	49,649.60	1,456.00	53,598.21	29,764.64	0.00	83,362.85
0000303520	MAINTENANCE PLANNER BUS	61,692.80	61,692.80	0.00	64,588.19	6,711.08	0.00	71,299.27
0000333961	*JOURNEYMAN BODY REPAIR	52,936.00	54,537.60	1,601.60	53,636.40	2,177.70	225.00	56,039.10
0000305265	*REVENUE AGENT	43,118.40	46,550.40	3,432.00	31,144.14	312.69	1,514.00	32,970.83
0000344245	TRANSIT POLICE OFFICER	42,515.20	42,515.20	0.00	23,537.80	107.31	0.00	23,645.11
0000323587	*BUS OPERATOR	38,729.60	38,729.60	0.00	23,611.11	671.14	1,681.92	25,964.17
0000338088	*JOURNEYMAN BUS TECHNICIAN	49,982.40	51,958.40	1,976.00	53,328.76	24,015.66	995.88	78,340.30
0000311004	MGR ENGRG REL & RAIL CAR REHAB	110,516.12	110,516.12	0.00	51,603.86	0.00	11,476.89	63,080.75
0000339749	*BUS OPERATOR	37,585.60	42,369.60	4,784.00	33,634.43	4,296.17	2,279.78	40,210.38
0000323905	SR LABOR RELATIONS SPECIALIST	87,177.22	95,641.26	8,464.04	93,649.46	0.00	3,598.90	97,248.36
0000342312	*SERVICEPERSON I	33,425.60	38,022.40	4,596.80	36,427.42	3,658.99	0.00	40,086.41
0000304115	PARKING SERVICES REP	26,091.00	26,091.00	0.00	26,797.07	831.07	693.68	28,321.82
0000321940	TRANSIT POLICE OFFICER SR	60,465.60	60,465.60	0.00	65,200.12	41,297.42	7,043.50	113,541.04
0000334711	*BUS OPERATOR	44,678.40	49,649.60	4,971.20	50,842.47	10,706.84	0.00	61,549.31
0000341418	CJIT-CALL TAKER	39,707.20	39,707.20	0.00	40,908.51	14,481.44	3,130.76	58,520.71
0000318191	SUPV COMMUNICATIONS	53,435.20	53,435.20	0.00	46,812.71	2,516.96	8,426.32	57,755.99
0000302213	*JOURNEYMAN RAIL CAR MECHANIC	53,456.00	55,057.60	1,601.60	55,215.62	3,346.10	225.00	58,786.72
0000302722	*MATERIAL CONTROLLER	49,129.60	50,606.40	1,476.80	51,444.55	314.29	0.00	51,758.84
0000343296	*BUS OPERATOR	35,110.40	35,110.40	0.00	35,339.57	5,765.67	0.00	41,105.24
0000342235	*PT BUS OPERATOR	0.00	0.00	0.00	21,313.35	0.00	0.00	21,313.35
0000306546	QA ENGINEER	84,855.68	93,341.30	8,485.62	88,211.38	0.00	9,581.31	97,792.69
0000338231	TRANSIT POLICE OFFICER SR (DATE LAST EMPLOYED 24-Apr-2020)	47,798.40	49,691.20	1,892.80	41,902.09	11,160.67	5,573.36	58,636.12
0000341567	*BUS OPERATOR	34,070.40	38,729.60	4,659.20	24,705.11	2,561.22	0.00	27,266.33
0000305863	CERTIFICATION ANALYST	72,911.28	72,911.28	0.00	73,013.37	0.00	5,245.94	78,259.31
0000322546	*BUS OPERATOR	48,193.60	49,649.60	1,456.00	48,905.63	7,888.45	2,437.69	59,231.77
0000337669	*BUS OPERATOR	41,121.60	46,030.40	4,908.80	39,988.11	4,900.86	1,855.34	46,744.31
0000321824	*SERVICEPERSON I (A)	37,440.00	38,563.20	1,123.20	38,276.32	540.00	0.00	38,816.32
0000333602	TRANSIT POLICE OFFICER SR (DATE LAST EMPLOYED 01-May-2020)	53,768.00	55,931.20	2,163.20	39,869.77	6,242.67	10,834.41	56,946.85
0000328472	*JOURNEYMAN BUS TECHNICIAN	52,124.80	53,705.60	1,580.80	52,550.56	379.35	1,865.32	54,795.23
0000335382	*SERVICEPERSON IV	39,436.80	40,622.40	1,185.60	42,970.48	13,039.90	0.00	56,010.38
0000304089	MAINTENANCE PLANNER BUS	62,296.00	62,296.00	0.00	63,803.93	6,839.10	3,114.80	73,757.83

**METROPOLITAN ATLANTA RAPID TRANSIT AUTHORITY (MARTA)**  
**MARTOC REPORT**

EE NUMBER	TITLE	FY 19 BASE SALARY	FY 20 BASE SALARY	DIFFERENCE +/-	REGULAR EARNINGS	OVERTIME EARNINGS	OTHER EARNINGS	TOTAL EARNINGS
0000303382	*SERVICEPERSON I	37,419.20	38,542.40	1,123.20	37,853.79	5,035.59	1,470.69	44,360.07
0000339741	*BUS OPERATOR	37,585.60	42,369.60	4,784.00	33,684.50	2,670.74	1,911.24	38,266.48
0000306753	ENGINEERING CAD SPECIALIST III (DATE LAST EMPLOYED 31-Jan-2020)	78,671.32	78,671.32	0.00	48,417.11	0.00	3,760.50	52,177.61
0000304806	*BUS OPERATOR (DATE LAST EMPLOYED 01-Jan-2020)	48,713.60	48,713.60	0.00	31,798.78	7,857.59	0.00	39,656.37
0000320396	*JOURNEYMAN ET-TRAIN CONTROL (DATE LAST EMPLOYED 01-Mar-2020)	52,936.00	54,537.60	1,601.60	43,982.02	15,888.86	225.00	60,095.88
0000305545	*BUS OPERATOR	48,713.60	50,169.60	1,456.00	53,304.05	28,765.84	0.00	82,069.89
0000330761	CONTRACT EMP PT POLICE OFFICER	0.00	0.00	0.00	52,512.75	10,274.29	0.00	62,787.04
0000344452	*JOURNEYMAN BUS TECHNICIAN	47,320.00	47,320.00	0.00	22,307.81	2,730.01	0.00	25,037.82
0000341614	*BUS OPERATOR	34,070.40	38,729.60	4,659.20	37,854.86	9,788.78	0.00	47,643.64
0000338783	SECURITY TECHNICIAN	37,960.00	37,960.00	0.00	38,035.00	876.00	0.00	38,911.00
0000342763	TRANSIT POLICE OFFICER	39,291.20	44,200.00	4,908.80	44,322.47	4,973.45	0.00	49,295.92
0000314812	*BUS OPERATOR	48,193.60	49,649.60	1,456.00	19,394.33	3,953.07	0.00	23,347.40
0000333771	SUPV BUS TRANSPORTATION	58,843.20	58,843.20	0.00	61,230.60	25,305.45	3,055.32	89,591.37
0000337871	CONTRACT PROFESSIONAL (DATE LAST EMPLOYED 08-Nov-2019)	0.00	0.00	0.00	20,981.73	8,863.25	0.00	29,844.98
0000303141	MGR SVC PLANNING & SCHEDULING	100,940.32	100,940.32	0.00	95,665.37	0.00	20,806.35	116,471.72
0000338820	*BUS OPERATOR	37,585.60	42,369.60	4,784.00	43,748.90	8,764.38	0.00	52,513.28
0000302594	BUSINESS ANALYST II	64,715.04	64,715.04	0.00	64,822.32	0.00	3,455.72	68,278.04
0000342685	IT BUSINESS ANALYST III	82,080.44	82,080.44	0.00	68,639.06	0.00	0.00	68,639.06
0000343219	*BUS OPERATOR	34,070.40	35,110.40	1,040.00	36,060.43	10,170.58	0.00	46,231.01
0000305999	CONTRACT EMP PT POLICE OFFICER	0.00	0.00	0.00	44,234.13	1,062.21	0.00	45,296.34
0000343181	*BUS OPERATOR	34,070.40	35,110.40	1,040.00	34,276.84	2,004.69	131.04	36,412.57
0000333517	*SERVICEPERSON IV	39,436.80	40,622.40	1,185.60	39,434.22	4,725.55	0.00	44,159.77
0000304140	*JOURNEYMAN ELEC POWER ELECT	52,936.00	55,057.60	2,121.60	52,707.92	3,702.14	428.60	56,838.66
0000322239	*BUS OPERATOR	48,193.60	49,649.60	1,456.00	48,704.67	9,208.79	2,707.73	60,621.19
0000319668	*BUS OPERATOR	48,193.60	49,649.60	1,456.00	51,611.28	13,629.38	0.00	65,240.66
0000323623	*BUS OPERATOR	48,193.60	49,649.60	1,456.00	52,190.50	11,673.44	185.36	64,049.30
0000342910	*JOURNEYMAN BUS TECHNICIAN	45,926.40	50,252.80	4,326.40	48,685.64	15,441.00	225.00	64,351.64
0000343695	*BUS OPERATOR	35,110.40	35,110.40	0.00	26,950.99	5,488.46	0.00	32,439.45
0000306122	*JOURNEYMAN RAIL CAR MECHANIC	52,936.00	55,057.60	2,121.60	56,403.04	5,925.34	225.00	62,553.38
0000306123	*SERVICEPERSON I	36,899.20	38,542.40	1,643.20	41,893.92	5,855.79	0.00	47,749.71
0000342741	*BUS OPERATOR	34,070.40	38,729.60	4,659.20	36,634.37	12,991.15	0.00	49,625.52
0000327734	SUPV BUS TRANSPORTATION	60,028.80	62,379.20	2,350.40	63,086.81	12,091.88	3,945.24	79,123.93
0000334850	*BUS OPERATOR	44,678.40	49,649.60	4,971.20	49,410.92	6,040.90	0.00	55,451.82
0000344409	ART IN TRANSIT COORD	64,632.88	64,632.88	0.00	29,905.68	0.00	0.00	29,905.68

**METROPOLITAN ATLANTA RAPID TRANSIT AUTHORITY (MARTA)**  
**MARTOC REPORT**

EE NUMBER	TITLE	FY 19 BASE SALARY	FY 20 BASE SALARY	DIFFERENCE +/-	REGULAR EARNINGS	OVERTIME EARNINGS	OTHER EARNINGS	TOTAL EARNINGS
0000331466	*BUS OPERATOR	48,193.60	49,649.60	1,456.00	52,052.42	16,618.89	0.00	68,671.31
0000335308	*BUS OPERATOR	44,678.40	49,649.60	4,971.20	44,111.30	3,984.02	1,346.16	49,441.48
0000343279	*BUS OPERATOR	35,110.40	35,110.40	0.00	31,094.72	1,179.50	0.00	32,274.22
0000344089	*JOURNEYMAN BUS TECHNICIAN	47,320.00	47,320.00	0.00	29,489.32	1,951.84	0.00	31,441.16
0000335143	TRANSIT POLICE OFFICER SR	53,768.00	55,931.20	2,163.20	49,828.28	443.69	4,906.16	55,178.13
0000302825	*BUS OPERATOR	37,585.60	42,369.60	4,784.00	37,112.43	2,601.98	2,595.52	42,309.93
0000319204	RESIDENT ENGINEER	98,600.58	98,600.58	0.00	99,098.89	0.00	8,667.75	107,766.64
0000333474	ELEV ESCALATOR SAFE INSPEC II	57,681.00	68,133.00	10,452.00	64,089.86	9,971.68	2,393.39	76,454.93
0000332674	*RAIL STATION CLEANER	31,179.20	33,945.60	2,766.40	28,100.53	4,838.49	1,999.64	34,938.66
0000342761	SR RECRUITER	65,000.00	65,000.00	0.00	64,825.13	0.00	250.00	65,075.13
0000328638	*BUS OPERATOR	48,193.60	49,649.60	1,456.00	31,606.28	2,722.16	4,077.94	38,406.38
0000337873	*BUS OPERATOR	41,121.60	46,030.40	4,908.80	42,179.28	4,499.56	1,983.04	48,661.88
0000304996	*JOURNEYMAN RAIL CAR MECHANIC	52,936.00	55,057.60	2,121.60	51,438.80	12,214.83	225.00	63,878.63
0000306099	*JOURNEYMAN RAIL CAR MECHANIC	53,456.00	55,057.60	1,601.60	54,950.33	12,967.20	225.00	68,142.53
0000332735	TRANSIT POLICE OFFICER SR	55,931.20	58,156.80	2,225.60	57,793.28	17,351.41	1,207.82	76,352.51
0000320317	*INFORMATION SYSTEMS REC CLERK	36,753.60	37,876.80	1,123.20	39,891.78	1,619.74	0.00	41,511.52
0000335560	*RAIL STATION CLEANER	32,947.20	33,945.60	998.40	31,901.80	23.76	1,164.24	33,089.80
0000306414	*BUS OPERATOR (DATE LAST EMPLOYED 01-Dec-2019)	48,713.60	48,713.60	0.00	23,991.80	1,530.97	0.00	25,522.77
0000339799	*JOURNEYMAN BUS TECHNICIAN	48,776.00	51,500.80	2,724.80	53,551.78	37,555.25	225.00	91,332.03
0000341471	*BUS OPERATOR	34,070.40	38,729.60	4,659.20	38,819.60	10,417.20	0.00	49,236.80
0000320999	AUDITOR III	74,103.64	74,103.64	0.00	74,181.33	0.00	0.00	74,181.33
0000337180	SUPT LIGHT RAIL TRANSPORTATION	73,350.42	73,350.42	0.00	73,928.77	0.00	0.00	73,928.77
0000324192	ELEV ESCALATOR SAFE INSPEC II	80,203.50	80,203.50	0.00	82,274.78	8,477.39	3,483.60	94,235.77
0000323983	TRANSIT POLICE OFFICER SR	60,465.60	60,465.60	0.00	63,401.33	37,733.35	2,701.93	103,836.61
0000305792	CONTRACT EMP PT POLICE OFFICER	0.00	0.00	0.00	53,208.00	23,831.66	0.00	77,039.66
0000339830	*RAIL STATION CLEANER	31,179.20	33,945.60	2,766.40	32,989.54	353.31	0.00	33,342.85
0000305677	FIELD INSPECTOR	57,681.00	57,681.00	0.00	58,321.80	11,189.39	3,845.40	73,356.59
0000344319	SUPV CAR REPAIR INSPECTION	58,968.00	58,968.00	0.00	32,327.00	1,686.83	0.00	34,013.83
0000305270	DISPATCHER RADIO COMMUNICATION	45,739.20	58,448.00	12,708.80	57,246.77	1,537.15	1,854.60	60,638.52
0000332366	TRANSIT POLICE OFFICER SR	55,931.20	58,156.80	2,225.60	58,653.88	21,970.46	2,093.93	82,718.27
0000334488	*BUS OPERATOR	44,678.40	49,649.60	4,971.20	47,065.81	9,691.99	1,191.08	57,948.88
0000303172	TRANSIT POLICE OFFICER SR	60,465.60	60,465.60	0.00	60,196.90	14,480.55	7,893.20	82,570.65
0000341492	TRANSIT POLICE OFFICER	40,851.20	42,515.20	1,664.00	41,377.91	12,840.72	3,298.27	57,516.90
0000305283	*JOURNEYMAN RAIL CAR MECHANIC	52,936.00	55,057.60	2,121.60	56,995.64	11,222.23	225.00	68,442.87



**METROPOLITAN ATLANTA RAPID TRANSIT AUTHORITY (MARTA)**  
**MARTOC REPORT**

EE NUMBER	TITLE	FY 19	FY 20	DIFFERENCE +/-	REGULAR EARNINGS	OVERTIME EARNINGS	OTHER EARNINGS	TOTAL EARNINGS
		BASE SALARY	BASE SALARY					
0000323516	SUPT BUS TRANSPORTATION (DATE LAST EMPLOYED 01-Dec-2019)	72,587.84	72,587.84	0.00	35,817.07	0.00	6,057.18	41,874.25
0000324754	IT QUALITY ASSURANCE ENGINEER	86,338.98	86,338.98	0.00	86,339.51	0.00	0.00	86,339.51
0000343441	PROJECT MANAGER II	99,560.76	99,560.76	0.00	88,073.31	0.00	0.00	88,073.31
0000343356	*BUS OPERATOR	35,110.40	35,110.40	0.00	19,138.64	1,248.80	0.00	20,387.44
0000337523	*BUS OPERATOR	34,070.40	38,729.60	4,659.20	32,269.98	249.42	1,130.88	33,650.28
0000325878	*STATION AGENT	43,097.60	44,408.00	1,310.40	46,417.90	6,213.48	0.00	52,631.38
0000306558	FARE COLLECTION ASST	35,451.00	35,451.00	0.00	36,095.07	398.35	2,795.95	39,289.37
0000302872	*JOURNEYMAN RAIL CAR MECHANIC	53,456.00	55,057.60	1,601.60	57,444.58	10,244.50	225.00	67,914.08
0000320370	*JOURNEYMAN SUPPORT EQUIPMENT (DATE LAST EMPLOYED 26-May-2020)	51,292.80	54,537.60	3,244.80	42,957.47	390.74	225.00	43,573.21
0000319809	*JOURNEYMAN ET-RAIL CAR MAINT	49,774.40	52,832.00	3,057.60	54,692.38	8,548.91	225.00	63,466.29
0000343268	*BUS OPERATOR	35,110.40	35,110.40	0.00	33,887.94	2,287.29	0.00	36,175.23
0000323169	*BUS OPERATOR	48,193.60	49,649.60	1,456.00	46,839.21	9,526.88	4,313.68	60,679.77
0000303208	GEN FOREMAN CUSTODIAL SVCS	50,398.40	66,201.46	15,803.06	78,331.58	211.68	3,182.77	81,726.03
0000315251	*BUS OPERATOR	48,193.60	49,649.60	1,456.00	51,483.55	13,905.82	1,949.07	67,338.44
0000317857	*JOURNEYMAN ET-TELEPHONE MAINT	52,936.00	54,537.60	1,601.60	56,750.41	13,761.81	225.00	70,737.22
0000335646	*JOURNEYMAN BUS TECHNICIAN	50,440.00	53,705.60	3,265.60	55,651.61	11,786.36	225.00	67,662.97
0000302610	CONTRACT PROFESSIONAL	0.00	0.00	0.00	82,177.20	0.00	0.00	82,177.20
0000342477	TRANSIT POLICE OFFICER SR	45,947.20	47,798.40	1,851.20	52,069.93	20,790.14	1,149.00	74,009.07
0000302080	RAIL SERVICES CONTROLLER	82,867.20	84,364.80	1,497.60	85,761.98	22,649.37	8,427.08	116,838.43
0000335581	FRAUD ANALYST	81,037.06	81,037.06	0.00	81,037.04	0.00	0.00	81,037.04
0000321898	*BUS OPERATOR	48,193.60	49,649.60	1,456.00	50,494.10	21,535.24	2,257.92	74,287.26
0000324056	FOREMAN CUSTODIAL SERVICES	50,398.40	50,398.40	0.00	51,758.16	7,239.54	3,121.50	62,119.20
0000324895	OPTICAL NETWORK ENGINEER	94,813.16	94,813.16	0.00	94,816.16	0.00	0.00	94,816.16
0000341661	*JOURNEYMAN ELEC POWER ELECT	45,926.40	51,272.00	5,345.60	49,705.50	13,188.68	225.00	63,119.18
0000323711	*BUS OPERATOR	48,193.60	49,649.60	1,456.00	46,129.28	9,664.83	3,605.84	59,399.95
0000323709	SUPV BUS TRANSPORTATION	58,281.60	60,548.80	2,267.20	57,577.07	6,580.22	6,046.67	70,203.96
0000322066	*CUSTOMER INFORMATION OPERATOR	36,753.60	37,876.80	1,123.20	38,336.17	3,597.57	0.00	41,933.74
0000315987	*BUS OPERATOR	48,193.60	49,649.60	1,456.00	52,825.65	12,880.87	556.08	66,262.60
0000338613	*JOURNEYMAN BUS TECHNICIAN	49,254.40	51,500.80	2,246.40	49,411.08	3,654.37	225.00	53,290.45
0000328360	TRANSIT POLICE SERGEANT	64,708.80	67,288.00	2,579.20	67,187.98	10,278.96	2,982.99	80,449.93
0000333451	CONTRACT SPECIALIST III	76,532.56	76,532.56	0.00	76,530.56	0.00	5,200.31	81,730.87
0000328226	EMPLOYEE RELATIONS SPECIALIST	88,051.60	88,051.60	0.00	88,055.49	0.00	5,373.43	93,428.92
0000331881	CONTRACT PROFESSIONAL	0.00	0.00	0.00	167,416.20	0.00	0.00	167,416.20
0000303775	*BUS OPERATOR	48,713.60	50,169.60	1,456.00	52,236.16	14,995.90	1,765.58	68,997.64
0000304648	TRANSIT POLICE MAJOR	99,022.04	99,022.04	0.00	100,008.86	0.00	11,281.93	111,290.79

METROPOLITAN ATLANTA RAPID TRANSIT AUTHORITY (MARTA)  
MARTOC REPORT

EE NUMBER	TITLE	FY 19 BASE SALARY	FY 20 BASE SALARY	DIFFERENCE +/-	REGULAR EARNINGS	OVERTIME EARNINGS	OTHER EARNINGS	TOTAL EARNINGS
0000306443	*BUS OPERATOR	48,713.60	50,169.60	1,456.00	52,431.88	13,881.68	0.00	66,313.56
0000343544	TRAINING & DEVELOPMENT SPEC	60,000.20	60,000.20	0.00	48,075.16	0.00	230.77	48,305.93
0000337574	DISPATCHER RADIO COMMUNICATION	41,121.60	57,116.80	15,995.20	54,071.94	13,450.00	1,784.56	69,306.50
0000329605	DIVISION DISPATCHER	62,441.60	62,441.60	0.00	62,700.82	11,187.01	8,912.04	82,799.87
0000341999	*BUS OPERATOR	34,070.40	38,729.60	4,659.20	35,086.17	7,362.97	0.00	42,449.14
0000302639	CONTRACT EMP PT POLICE OFFICER	0.00	0.00	0.00	51,663.00	10,100.45	0.00	61,763.45
0000306014	TRANSIT POLICE OFFICER SR	62,878.40	60,465.60	-2,412.80	62,718.58	10,774.92	0.00	73,493.50
0000335562	*RAIL OPERATOR	41,121.60	46,030.40	4,908.80	32,602.32	5,554.60	0.00	38,156.92
0000305513	DISPATCHER-RAIL TRANSPORTATION	60,611.20	60,611.20	0.00	61,398.20	5,412.02	7,285.00	74,095.22
0000303207	MOBILITY OPERATIONS PROGRAM MGR	69,215.64	82,735.90	13,520.26	75,760.79	0.00	5,217.77	80,978.56
0000331293	*BUS OPERATOR	37,585.60	42,369.60	4,784.00	35,964.40	3,848.24	3,466.16	43,278.80
0000322153	*BUS OPERATOR	48,193.60	49,649.60	1,456.00	40,076.02	4,271.41	4,336.08	48,683.51
0000341823	*BUS OPERATOR	34,070.40	38,729.60	4,659.20	38,005.93	6,056.43	0.00	44,062.36
0000305220	SAFETY OPERATIONAL OFFICER	72,774.00	72,774.00	0.00	73,939.61	90.58	7,464.00	81,494.19
0000333473	*SERVICEPERSON I	36,899.20	38,022.40	1,123.20	38,390.05	1,700.97	0.00	40,091.02
0000335963	PROJECT MANAGER II	85,612.54	98,454.46	12,841.92	89,084.02	0.00	4,568.60	93,652.62
0000333044	MOBILITY CUSTOMER CARE REP	43,097.60	42,178.50	-919.10	44,550.10	2,372.95	0.00	46,923.05
0000342656	*BUS OPERATOR (DATE LAST EMPLOYED 17-Jan-2020)	34,070.40	34,070.40	0.00	19,233.64	1,873.76	0.00	21,107.40
0000341626	*BUS OPERATOR	34,070.40	38,729.60	4,659.20	31,699.79	3,941.10	0.00	35,640.89
0000304116	CONTRACT SPECIALIST III	79,233.44	79,233.44	0.00	79,231.06	0.00	5,618.69	84,849.75
0000320441	*RAIL OPERATOR	44,678.40	49,649.60	4,971.20	44,512.53	4,000.36	2,388.56	50,901.45
0000305223	*BUS OPERATOR	48,713.60	50,169.60	1,456.00	50,595.31	12,148.67	760.64	63,504.62
0000344328	*JOURNEYMAN BUS TECHNICIAN	47,320.00	47,320.00	0.00	25,663.96	1,710.74	0.00	27,374.70
0000335447	FOREMAN POWER	52,936.00	57,179.20	4,243.20	54,015.58	19,717.16	1,474.16	75,206.90
0000336902	ACCOUNTING SPECIALIST III	49,257.00	50,739.00	1,482.00	53,209.72	4,505.23	1,354.15	59,069.10
0000320046	*JOURNEYMAN SUPPORT EQUIPMENT	52,936.00	54,537.60	1,601.60	50,678.25	7,753.77	1,057.88	59,489.90
0000304054	*REVENUE AGENT	48,422.40	49,878.40	1,456.00	52,093.76	3,039.22	719.40	55,852.38
0000306636	TRANSIT POLICE SERGEANT	72,758.40	72,758.40	0.00	74,552.16	39,636.87	14,596.50	128,785.53
0000327897	ADMINISTRATIVE ASSISTANT	34,008.00	36,640.50	2,632.50	35,784.21	152.38	174.40	36,110.99
0000342265	*BUS OPERATOR	34,070.40	38,729.60	4,659.20	36,973.87	10,004.75	755.42	47,734.04
0000302879	*BUS OPERATOR	48,193.60	49,649.60	1,456.00	51,606.60	20,262.35	0.00	71,868.95
0000320557	CONTRACT SPECIALIST III	76,532.56	76,532.56	0.00	76,573.30	0.00	6,728.15	83,301.45
0000338334	*JOURNEYMAN OVERHAULER	51,292.80	54,537.60	3,244.80	56,241.08	10,658.16	225.00	67,124.24
0000319700	AGM HUMAN RESOURCES	175,654.18	175,654.18	0.00	184,116.63	0.00	0.00	184,116.63

## MARTOC REPORT

EE NUMBER	TITLE	FY 19 BASE SALARY	FY 20 BASE SALARY	DIFFERENCE +/-	REGULAR EARNINGS	OVERTIME EARNINGS	OTHER EARNINGS	TOTAL EARNINGS
0000338149	*BUS OPERATOR	41,121.60	46,030.40	4,908.80	40,953.53	5,812.57	2,564.16	49,330.26
0000330389	*JOURNEYMAN ELEC POWER ELECT	52,936.00	54,537.60	1,601.60	56,600.18	5,359.16	434.76	62,394.10
0000334605	*RAIL OPERATOR	41,121.60	46,030.40	4,908.80	32,253.32	1,425.61	2,856.48	36,535.41
0000302090	SUPV CAR REPAIR INSPECTION	52,936.00	58,968.00	6,032.00	58,882.65	10,678.56	0.00	69,561.21
0000335931	*BUS OPERATOR	44,678.40	49,649.60	4,971.20	44,943.26	5,157.91	1,900.64	52,001.81
0000317514	BUSINESS ANALYST III	88,890.88	88,890.88	0.00	88,892.76	0.00	0.00	88,892.76
0000302198	DIR CUSTOMER SERVICES	110,403.80	110,403.80	0.00	110,404.73	0.00	4,387.85	114,792.58
0000335110	*BUS OPERATOR	44,678.40	49,649.60	4,971.20	49,099.32	11,365.55	1,325.52	61,790.39
0000339942	*BUS OPERATOR	37,585.60	42,369.60	4,784.00	37,665.28	5,034.30	2,895.14	45,594.72
0000341957	*JOURNEYMAN BUS TECHNICIAN	45,926.40	50,752.00	4,825.60	48,548.42	1,064.49	1,526.60	51,139.51
0000343283	*BUS OPERATOR	35,110.40	35,110.40	0.00	31,271.81	2,546.30	0.00	33,818.11
0000333983	MGR IT QUALITY ASSURANCE	96,160.22	96,160.22	0.00	96,163.24	0.00	5,670.99	101,834.23
0000344055	CERTIFICATION ANALYST	63,340.42	63,340.42	0.00	41,490.06	0.00	0.00	41,490.06
0000336343	*BUS OPERATOR	41,121.60	46,030.40	4,908.80	47,228.91	13,109.99	1,378.56	61,717.46
0000332954	TRANSIT POLICE OFFICER SR (DATE LAST EMPLOYED 11-Oct-2019)	53,768.00	55,931.20	2,163.20	18,125.25	4,001.78	103.40	22,230.43
0000335794	*BUS OPERATOR (DATE LAST EMPLOYED 14-Feb-2020)	44,678.40	46,030.40	1,352.00	32,223.62	4,385.51	515.52	37,124.65
0000322551	*BUS OPERATOR	48,193.60	49,649.60	1,456.00	51,027.42	13,488.79	0.00	64,516.21
0000307703	GRANT COORDINATOR	67,144.74	67,144.74	0.00	64,671.36	0.00	4,509.12	69,180.48
0000331450	*JOURNEYMAN TRACK MAINTAINER	52,936.00	54,537.60	1,601.60	57,379.97	6,931.21	0.00	64,311.18
0000305818	*JOURNEYMAN ET-RAIL CAR MAINT	52,936.00	54,537.60	1,601.60	53,362.60	14,060.61	225.00	67,648.21
0000332247	*BUS OPERATOR	48,193.60	49,649.60	1,456.00	45,375.84	2,745.74	2,678.06	50,799.64
0000303526	TRANSIT POLICE SERGEANT	72,758.40	72,758.40	0.00	75,843.88	18,520.02	5,768.64	100,132.54
0000343465	*BUS OPERATOR (DATE LAST EMPLOYED 23-Jun-2020)	35,110.40	35,110.40	0.00	31,403.08	3,616.78	65.52	35,085.38
0000334476	*BUS OPERATOR	44,678.40	49,649.60	4,971.20	46,180.02	7,451.37	3,625.39	57,256.78
0000343942	*BUS OPERATOR	35,110.40	35,110.40	0.00	23,683.89	3,825.97	0.00	27,509.86
0000340439	*BUS OPERATOR	34,070.40	38,729.60	4,659.20	26,610.45	2,574.91	1,840.14	31,025.50
0000305571	ENGINEERING SVCS COORDINATOR	105,739.14	105,739.14	0.00	101,673.71	0.00	10,167.25	111,840.96
0000338538	*BUS OPERATOR	37,585.60	42,369.60	4,784.00	43,204.65	13,466.41	0.00	56,671.06
0000320582	*SERVICEPERSON I	36,899.20	38,022.40	1,123.20	33,314.25	5,028.36	1,608.64	39,951.25
0000341387	*BUS OPERATOR	34,070.40	38,729.60	4,659.20	37,831.94	3,542.13	148.96	41,523.03
0000326789	SR INFORMATION SYSTEMS ANALYST	92,351.48	92,351.48	0.00	91,286.47	0.00	1,065.60	92,352.07
0000338674	TRANSIT POLICE OFFICER SPECIAL	47,798.40	51,708.80	3,910.40	51,092.34	4,045.61	5,016.90	60,154.85
0000303653	*BUS OPERATOR	48,713.60	50,169.60	1,456.00	48,475.57	16,990.46	2,914.74	68,380.77
0000334245	*JOURNEYMAN BUS TECHNICIAN	49,982.40	51,958.40	1,976.00	53,143.62	19,614.51	225.00	72,983.13

## MARTOC REPORT

EE NUMBER	TITLE	FY 19	FY 20	DIFFERENCE +/-	REGULAR EARNINGS	OVERTIME EARNINGS	OTHER EARNINGS	TOTAL EARNINGS
		BASE SALARY	BASE SALARY					
0000337719	*SECRETARY (N9)	41,121.60	34,070.40	-7,051.20	28,504.08	2,541.77	948.97	31,994.82
0000343132	PROJECT ENGINEER	67,074.80	67,074.80	0.00	66,784.59	0.00	0.00	66,784.59
0000303841	SUPV BUS TRANSPORTATION	62,441.60	62,441.60	0.00	64,501.91	13,267.99	4,459.50	82,229.40
0000304366	*JOURNEYMAN BUS TECHNICIAN	52,124.80	54,225.60	2,100.80	54,446.54	12,602.39	225.00	67,273.93
0000342680	*BUS OPERATOR	34,070.40	38,729.60	4,659.20	37,014.45	9,353.16	0.00	46,367.61
0000330290	*JOURNEYMAN ET-TRAIN CONTROL	52,936.00	54,537.60	1,601.60	58,577.55	37,346.54	225.00	96,149.09
0000305473	TRANSIT POLICE SERGEANT	72,758.40	72,758.40	0.00	73,977.86	18,956.24	7,937.40	100,871.50
0000332928	*JOURNEYMAN SUPPORT EQUIPMENT	51,292.80	54,537.60	3,244.80	55,229.71	18,330.67	225.00	73,785.38
0000319450	*JOURNEYMAN ET-RAIL CAR MAINT	50,627.20	51,272.00	644.80	49,144.52	1,541.32	0.00	50,685.84
0000304696	SUPT RAIL LINE	72,339.54	72,339.54	0.00	72,914.41	0.00	10,795.30	83,709.71
0000343380	*BUS OPERATOR	35,110.40	35,110.40	0.00	33,064.21	5,773.39	0.00	38,837.60
0000321432	SUPT BUS TRANSPORTATION	84,627.66	84,627.66	0.00	78,808.37	0.00	16,120.33	94,928.70
0000331795	CONTRACT EMP PT POLICE OFFICER	0.00	0.00	0.00	25,101.90	0.00	0.00	25,101.90
0000302078	ELECTRICAL ENGINEER VI	101,643.62	101,643.62	0.00	101,706.43	0.00	6,194.27	107,900.70
0000331717	INSTRUCTOR CAR MAINT MECH	62,587.20	62,587.20	0.00	61,717.88	0.00	0.00	61,717.88
0000343402	*BUS OPERATOR (DATE LAST EMPLOYED 09-Mar-2020)	35,110.40	35,110.40	0.00	21,798.91	2,025.66	0.00	23,824.57
0000339455	*JOURNEYMAN BUS TECHNICIAN	49,254.40	51,500.80	2,246.40	50,339.11	9,102.00	2,765.24	62,206.35
0000337440	*BUS OPERATOR	41,121.60	46,030.40	4,908.80	44,417.86	15,831.76	2,574.88	62,824.50
0000340633	FIELD DATA COLLECTION SPEC	39,643.50	39,643.50	0.00	22,984.03	9.75	0.00	22,993.78
0000321016	*SERVICEPERSON I (A)	37,440.00	38,563.20	1,123.20	31,134.77	1,563.91	0.00	32,698.68
0000342311	*BUS OPERATOR	34,070.40	38,729.60	4,659.20	37,437.94	6,720.66	0.00	44,158.60
0000341480	*BUS OPERATOR	34,070.40	38,729.60	4,659.20	35,328.34	6,284.77	1,610.09	43,223.20
0000334479	*RAIL OPERATOR	44,678.40	49,649.60	4,971.20	45,934.86	13,254.89	4,161.92	63,351.67
0000338153	*RAIL OPERATOR	41,121.60	46,030.40	4,908.80	43,309.13	13,754.81	2,238.24	59,302.18
0000327792	SUPV RAIL LINE	60,736.00	60,736.00	0.00	60,711.08	13,692.43	5,522.50	79,926.01
0000321979	*JOURNEYMAN RAIL CAR MECHANIC	52,936.00	54,537.60	1,601.60	38,557.90	5,812.18	428.60	44,798.68
0000319893	*JOURNEYMAN ET-TRAIN CONTROL	52,936.00	54,537.60	1,601.60	56,551.76	23,492.03	225.00	80,268.79
0000302852	*BUS OPERATOR	35,110.40	35,110.40	0.00	28,754.44	3,601.79	0.00	32,356.23
0000337722	DIR ARTS IN TRANSIT	114,000.12	114,000.12	0.00	115,237.62	0.00	0.00	115,237.62
0000336726	TECHNICAL WRITER	74,666.02	74,666.02	0.00	74,744.99	0.00	0.00	74,744.99
0000317521	TRANSIT POLICE OFFICER SPECIAL	62,878.40	62,878.40	0.00	67,643.43	30,883.90	4,126.90	102,654.23
0000302699	*JOURNEYMAN BUS TECHNICIAN	52,124.80	54,225.60	2,100.80	60,571.09	21,379.36	225.00	82,175.45
0000338079	*JOURNEYMAN OVERHAULER	49,982.40	52,832.00	2,849.60	54,081.05	8,523.47	225.00	62,829.52
0000302689	*JOURNEYMAN BUS TECHNICIAN	49,982.40	51,958.40	1,976.00	54,532.10	44,871.54	450.00	99,853.64
0000306263	*JOURNEYMAN ELEC POWER ELECT	53,456.00	55,057.60	1,601.60	54,134.45	1,810.80	1,047.40	56,992.65

## MARTOC REPORT

EE NUMBER	TITLE	FY 19 BASE SALARY	FY 20 BASE SALARY	DIFFERENCE +/-	REGULAR EARNINGS	OVERTIME EARNINGS	OTHER EARNINGS	TOTAL EARNINGS
0000329358	*BUS OPERATOR	48,193.60	49,649.60	1,456.00	47,022.13	20,195.29	125.80	67,343.22
0000321577	SCOPING & SCREENING ANALYST	60,432.06	60,432.06	0.00	60,514.28	0.00	300.89	60,815.17
0000328287	*RAIL OPERATOR	48,193.60	49,649.60	1,456.00	49,658.96	4,539.00	2,089.48	56,287.44
0000324226	SR GRAPHICS DESIGNER (DATE LAST EMPLOYED 09-Jan-2020)	58,779.24	58,779.24	0.00	32,782.32	0.00	1,582.53	34,364.85
0000306348	PURCHASE CARD ADMINISTRATOR	72,639.58	72,639.58	0.00	72,711.07	0.00	6,705.22	79,416.29
0000304663	*RAIL OPERATOR	48,713.60	50,169.60	1,456.00	51,027.20	19,816.01	0.00	70,843.21
0000337158	*BUS OPERATOR	41,121.60	46,030.40	4,908.80	38,292.22	4,500.94	4,537.18	47,330.34
0000337272	IT PROJECT MANAGER	91,789.62	91,789.62	0.00	91,789.45	0.00	0.00	91,789.45
0000344254	*BUS OPERATOR	35,110.40	35,110.40	0.00	19,300.23	2,741.09	0.00	22,041.32
0000328356	DIVISION DISPATCHER	60,028.80	62,379.20	2,350.40	62,026.40	1,930.34	1,199.60	65,156.34
0000321201	LINE SUPERVISOR	57,720.00	57,720.00	0.00	59,106.98	11,152.92	5,295.60	75,555.50
0000336076	SR ADMINISTRATIVE ASSISTANT	42,490.50	42,490.50	0.00	43,663.26	5,543.87	0.00	49,207.13
0000320494	RIDESTORE ASSISTANT	33,696.00	33,696.00	0.00	35,073.67	3,530.31	1,555.20	40,159.18
0000302776	CONTRACT EMP PT POLICE OFFICER	0.00	0.00	0.00	36,728.00	0.00	0.00	36,728.00
0000306003	*BUS OPERATOR	48,193.60	49,649.60	1,456.00	51,570.64	11,273.56	0.00	62,844.20
0000341811	*BUS OPERATOR	34,070.40	38,729.60	4,659.20	34,192.02	4,296.85	419.04	38,907.91
0000333956	*JOURNEYMAN BODY REPAIR	52,936.00	54,537.60	1,601.60	54,636.84	18,422.75	1,650.20	74,709.79
0000333959	*JOURNEYMAN BODY REPAIR	52,936.00	54,537.60	1,601.60	55,269.13	9,670.34	225.00	65,164.47
0000341993	*JOURNEYMAN BODY REPAIR	49,774.40	51,667.20	1,892.80	51,303.69	20,795.78	799.32	72,898.79
0000333597	*JOURNEYMAN BODY REPAIR	52,936.00	54,537.60	1,601.60	55,227.57	24,264.10	225.00	79,716.67
0000340891	TRANSIT POLICE OFFICER SR	49,691.20	51,708.80	2,017.60	54,565.65	21,699.59	984.80	77,250.04
0000343286	*BUS OPERATOR	35,110.40	35,110.40	0.00	34,315.52	3,256.38	0.00	37,571.90
0000330208	CONTRACT PROFESSIONAL (DATE LAST EMPLOYED 19-Jul-2020)	0.00	0.00	0.00	64,169.00	370.80	0.00	64,539.80
0000318545	*JOURNEYMAN STRUCTURAL INSPECT	52,936.00	54,537.60	1,601.60	55,853.28	17,569.31	0.00	73,422.59
0000327118	SUPV BUS TRANSPORTATION	62,441.60	62,441.60	0.00	63,600.48	10,444.45	1,186.88	75,231.81
0000339544	*BUS OPERATOR	37,585.60	42,369.60	4,784.00	35,395.10	12,368.22	2,123.84	49,887.16
0000341967	*JOURNEYMAN TRACK WALKER (DATE LAST EMPLOYED 15-Apr-2020)	45,926.40	47,320.00	1,393.60	31,590.60	3,818.09	0.00	35,408.69
0000323633	SR FINANCIAL ANALYST	86,724.04	86,724.04	0.00	86,727.92	0.00	7,950.17	94,678.09
0000302856	SUPV CUSTOMER INFO CENTR (DATE LAST EMPLOYED 10-Feb-2020)	61,750.78	61,750.78	0.00	39,423.94	0.00	0.00	39,423.94
0000320233	DEPUTY CHIEF OF POLICE (DATE LAST EMPLOYED 01-Mar-2020)	120,751.02	120,751.02	0.00	83,863.82	0.00	12,819.72	96,683.54
0000314813	*BUS OPERATOR	48,193.60	49,649.60	1,456.00	46,976.67	11,273.87	5,164.60	63,415.14
0000315389	*BUS OPERATOR	48,193.60	49,649.60	1,456.00	37,204.82	751.76	5,448.24	43,404.82
0000343176	*BUS OPERATOR (DATE LAST EMPLOYED 21-Feb-2020)	34,070.40	35,110.40	1,040.00	19,948.07	834.68	0.00	20,782.75
0000302436	*JOURNEYMAN SUPPORT EQUIPMENT	53,456.00	55,057.60	1,601.60	60,950.30	29,971.91	225.00	91,147.21

**METROPOLITAN ATLANTA RAPID TRANSIT AUTHORITY (MARTA)**  
**MARTOC REPORT**

EE NUMBER	TITLE	FY 19 BASE SALARY	FY 20 BASE SALARY	DIFFERENCE +/-	REGULAR EARNINGS	OVERTIME EARNINGS	OTHER EARNINGS	TOTAL EARNINGS
0000330396	*BUS OPERATOR	48,193.60	49,649.60	1,456.00	49,496.01	11,134.75	2,808.40	63,439.16
0000344203	*BUS OPERATOR	35,110.40	35,110.40	0.00	19,493.81	1,533.67	0.00	21,027.48
0000341883	*BUS OPERATOR	34,070.40	38,729.60	4,659.20	37,781.93	8,932.85	0.00	46,714.78
0000344204	*JOURNEYMAN BUS TECHNICIAN	47,320.00	47,320.00	0.00	27,254.04	1,483.38	0.00	28,737.42
0000334416	*SERVICEPERSON IV	35,568.00	40,622.40	5,054.40	38,405.90	4,962.04	0.00	43,367.94
0000342128	*MATERIAL CONTROLLER	43,118.40	46,529.60	3,411.20	46,276.51	4,390.44	0.00	50,666.95
0000332905	*BUS OPERATOR	48,193.60	49,649.60	1,456.00	51,621.46	21,047.38	1,876.00	74,544.84
0000342618	*BUS OPERATOR	34,070.40	38,729.60	4,659.20	31,592.97	4,185.28	0.00	35,778.25
0000305177	TRANSIT POLICE OFFICER SR	60,465.60	60,465.60	0.00	62,301.99	25,289.81	2,795.00	90,386.80
0000334987	*JOURNEYMAN RAIL CAR MECHANIC	52,936.00	54,537.60	1,601.60	52,028.50	7,034.79	2,816.20	61,879.49
0000320099	*JOURNEYMAN SUPPORT EQUIPMENT	52,936.00	54,537.60	1,601.60	56,462.64	20,022.15	225.00	76,709.79
0000323066	NETWORK OPERATIONS CENTER TECH	65,155.22	65,155.22	0.00	41,348.72	0.00	0.00	41,348.72
0000304968	*JOURNEYMAN RAIL CAR MECHANIC	52,124.80	47,320.00	-4,804.80	52,728.71	7,290.85	225.00	60,244.56
0000343400	*BUS OPERATOR	35,110.40	35,110.40	0.00	26,964.54	931.80	135.04	28,031.38
0000318400	*SERVICEPERSON IV	39,436.80	40,622.40	1,185.60	38,124.40	1,673.80	0.00	39,798.20
0000343282	*BUS OPERATOR	35,110.40	35,110.40	0.00	34,304.38	6,100.34	0.00	40,404.72
0000342647	*BUS OPERATOR	34,070.40	35,110.40	1,040.00	34,361.73	5,650.37	0.00	40,012.10
0000342586	ACCOUNTANT III	55,000.14	64,517.18	9,517.04	57,637.53	0.00	2,548.90	60,186.43
0000343941	*BUS OPERATOR	35,110.40	35,110.40	0.00	20,631.26	3,542.82	0.00	24,174.08
0000317637	RECRUITING OFFICER II	64,173.72	64,173.72	0.00	62,769.26	0.00	1,480.98	64,250.24
0000303092	*BUS OPERATOR (DATE LAST EMPLOYED 01-Jan-2020)	48,713.60	48,713.60	0.00	27,453.82	2,780.91	749.44	30,984.17
0000321866	*RAIL STATION CLEANER	32,947.20	33,945.60	998.40	35,369.80	5,283.36	0.00	40,653.16
0000329347	*JOURNEYMAN BUS TECHNICIAN	52,124.80	53,705.60	1,580.80	55,168.20	13,447.41	225.00	68,840.61
0000332415	ENGINEERING CAD SPECIALIST III	70,626.40	70,626.40	0.00	69,340.07	0.00	2,444.85	71,784.92
0000334464	*BUS OPERATOR (DATE LAST EMPLOYED 16-Jun-2020)	44,678.40	49,649.60	4,971.20	40,751.09	6,343.14	0.00	47,094.23
0000320451	*RAIL STATION CLEANER	32,947.20	33,945.60	998.40	33,303.28	11.88	0.00	33,315.16
0000334840	FOREMAN SIGN SHOP	58,988.80	58,988.80	0.00	61,369.56	7,963.36	1,007.68	70,340.60
0000306184	CONTRACT PROFESSIONAL (DATE LAST EMPLOYED 31-Mar-2020)	0.00	0.00	0.00	39,640.63	29,979.47	0.00	69,620.10
0000320893	*CUSTOMER INFORMATION OPERATOR	36,753.60	37,876.80	1,123.20	38,034.49	2,233.28	0.00	40,267.77
0000341968	*JOURNEYMAN ELEC POWER ELECT	45,926.40	47,320.00	1,393.60	45,047.77	17,284.06	2,166.60	64,498.43
0000339291	*RAIL OPERATOR	37,585.60	42,369.60	4,784.00	39,840.06	6,624.47	2,267.05	48,731.58
0000343886	*BUS OPERATOR	35,110.40	35,110.40	0.00	24,798.93	2,257.84	0.00	27,056.77
0000343444	*BUS OPERATOR	35,110.40	35,110.40	0.00	31,269.72	2,970.14	0.00	34,239.86
0000304908	CAPITAL PROJECT COORDINATOR	70,645.12	70,645.12	0.00	71,223.99	0.00	0.00	71,223.99

**METROPOLITAN ATLANTA RAPID TRANSIT AUTHORITY (MARTA)**  
**MARTOC REPORT**

AS OF : 30-JUN-  
DATE PRINTED : 27-JUL-2020

EE NUMBER	TITLE	FY 19	FY 20	DIFFERENCE +/-	REGULAR EARNINGS	OVERTIME EARNINGS	OTHER EARNINGS	TOTAL EARNINGS
		BASE SALARY	BASE SALARY					
0000340593	*BUS OPERATOR	34,070.40	38,729.60	4,659.20	36,894.34	5,188.42	198.72	42,281.48
0000303002	*BUS OPERATOR	48,713.60	50,169.60	1,456.00	55,928.82	27,136.97	0.00	83,065.79
0000303737	*RAIL STATION CLEANER	32,947.20	34,465.60	1,518.40	36,742.81	9,018.28	0.00	45,761.09
0000333775	*BUS OPERATOR	48,193.60	49,649.60	1,456.00	47,468.20	5,689.18	2,802.80	55,960.18
0000327033	*JOURNEYMAN ET-RAIL CAR MAINT	52,936.00	54,537.60	1,601.60	58,662.36	43,624.51	225.00	102,511.87
0000304329	CHF SYSTEM SAFETY & SECURITY (DATE LAST EMPLOYED 01-Jun-2020)	251,732.26	251,732.26	0.00	254,983.95	0.00	53,593.21	308,577.16
0000336905	*BUS OPERATOR	41,121.60	46,030.40	4,908.80	45,778.32	7,361.32	0.00	53,139.64
0000343408	*RAIL STATION CLEANER	30,472.00	30,472.00	0.00	26,747.64	8,053.50	0.00	34,801.14
0000305536	*BUS OPERATOR (DATE LAST EMPLOYED 01-Dec-2019)	48,713.60	48,713.60	0.00	26,878.00	3,618.44	0.00	30,496.44
0000320350	*BUS OPERATOR	48,193.60	49,649.60	1,456.00	51,802.08	16,830.17	0.00	68,632.25
0000334581	MGR STRATEGIC TRAINING (DATE LAST EMPLOYED 09-Aug-2019)	100,264.84	100,264.84	0.00	13,497.24	0.00	11,347.95	24,845.19
0000325572	LEGAL DEPARTMENT ADMINISTRATOR	74,164.22	74,164.22	0.00	74,241.07	0.00	1,426.24	75,667.31
0000322487	*SERVICEPERSON I (A)	37,440.00	38,563.20	1,123.20	34,342.87	2,477.25	2,380.52	39,200.64
0000315288	MGR REV SETTLEMT & CLEARINGHSE	91,284.70	91,284.70	0.00	91,282.36	0.00	0.00	91,282.36
0000306125	DEPARTMENT ADMINISTRATOR	76,130.60	76,130.60	0.00	67,078.74	0.00	13,934.81	81,013.55
0000314054	*BUS OPERATOR	35,110.40	35,110.40	0.00	20,019.98	1,696.65	0.00	21,716.63
0000305774	*JOURNEYMAN RAIL CAR MECHANIC (DATE LAST EMPLOYED 01-Nov-2019)	53,456.00	53,456.00	0.00	13,424.80	2,091.35	10,749.16	26,265.31
0000302192	*BUS OPERATOR	48,713.60	50,169.60	1,456.00	50,736.97	527.18	0.00	51,264.15
0000306654	ACCOUNTING SPECIALIST III	51,675.00	51,675.00	0.00	51,750.06	0.00	0.00	51,750.06
0000320742	*BUS OPERATOR	48,193.60	49,649.60	1,456.00	50,605.36	3,052.92	0.00	53,658.28
0000333089	*BUS OPERATOR	48,193.60	49,649.60	1,456.00	52,325.55	18,791.28	0.00	71,116.83
0000324182	*RAIL STATION CLEANER	32,947.20	33,945.60	998.40	35,064.52	8,480.88	652.80	44,198.20
0000320833	*BUS OPERATOR	48,193.60	49,649.60	1,456.00	52,483.17	25,419.74	0.00	77,902.91
0000333241	AUDITOR III	68,093.74	68,093.74	0.00	68,171.19	0.00	0.00	68,171.19
0000337839	CUSTOMER CARE REP	38,746.50	38,746.50	0.00	37,904.69	74.52	0.00	37,979.21
0000303432	CONTRACT EMP PT POLICE OFFICER	0.00	0.00	0.00	45,022.15	376.63	0.00	45,398.78
0000332061	SUPV RAIL LINE	48,193.60	58,968.00	10,774.40	58,630.32	11,870.55	0.00	70,500.87
0000340978	*BUS OPERATOR	34,070.40	38,729.60	4,659.20	31,971.88	3,121.27	595.84	35,688.99
0000303501	*JOURNEYMAN AA BUS TECHNICIAN	53,456.00	55,057.60	1,601.60	54,807.03	4,094.33	539.84	59,441.20
0000320983	*JOURNEYMAN RAIL CAR MECHANIC	52,936.00	54,537.60	1,601.60	54,482.43	1,756.05	225.00	56,463.48
0000306544	CONTRACT PROFESSIONAL (DATE LAST EMPLOYED 30-Jun-2020)	0.00	0.00	0.00	67,860.00	3,340.00	0.00	71,200.00
0000343551	*BUS OPERATOR	35,110.40	35,110.40	0.00	30,467.08	3,447.30	0.00	33,914.38
0000336130	SR INFORMATION SYSTEMS ANALYST	95,122.04	95,122.04	0.00	94,755.89	0.00	365.86	95,121.75
0000304415	*STATION AGENT (DATE LAST EMPLOYED 01-Feb-2020)	43,617.60	43,617.60	0.00	31,138.78	6,298.90	0.00	37,437.68

## MARTOC REPORT

EE NUMBER	TITLE	FY 19	FY 20	DIFFERENCE	REGULAR	OVERTIME	OTHER	TOTAL
		BASE SALARY	BASE SALARY	+/-	EARNINGS	EARNINGS	EARNINGS	EARNINGS
0000340736	SUPV LIGHT RAIL TRANSPORTATION	52,124.80	52,124.80	0.00	53,539.33	4,836.59	0.00	58,375.92
0000340444	*BUS OPERATOR (DATE LAST EMPLOYED 18-Feb-2020)	34,070.40	38,729.60	4,659.20	24,463.39	3,348.82	984.88	28,797.09
0000332060	*RAIL OPERATOR	48,193.60	49,649.60	1,456.00	48,323.49	8,174.36	3,740.80	60,238.65
0000330297	*JOURNEYMAN ET-TRAIN CONTROL	52,936.00	54,537.60	1,601.60	59,351.76	32,836.46	225.00	92,413.22
0000321030	*BUS OPERATOR	48,193.60	49,649.60	1,456.00	31,912.94	3,781.38	3,316.48	39,010.80
0000334115	*JOURNEYMAN ET-RADIO MAINT	52,936.00	54,537.60	1,601.60	55,990.81	13,688.92	225.00	69,904.73
0000338580	SECURITY TECHNICIAN	37,960.00	37,960.00	0.00	38,035.00	0.00	0.00	38,035.00
0000306762	MGR CONFIGURATION MGMT	103,836.72	103,836.72	0.00	99,571.10	0.00	14,915.17	114,486.27
0000334689	FIELD INSPECTOR	57,681.00	57,681.00	0.00	61,496.06	12,052.80	0.00	73,548.86
0000319183	INSTRUCTOR TRACK	63,211.20	63,211.20	0.00	64,719.22	31,160.34	7,079.35	102,958.91
0000306189	*SECRETARY (N9)	40,372.80	42,120.00	1,747.20	41,197.66	0.00	0.00	41,197.66
0000337374	*BUS OPERATOR	41,121.60	46,030.40	4,908.80	44,912.42	13,701.90	1,776.84	60,391.16
0000337445	*STATION AGENT	36,108.80	44,408.00	8,299.20	42,033.21	9,423.24	0.00	51,456.45
0000302605	*MATERIAL CONTROLLER	49,649.60	51,126.40	1,476.80	53,307.17	2,628.93	0.00	55,936.10
0000329337	SUPV BUS TRANSPORTATION	62,441.60	62,441.60	0.00	64,396.16	15,660.48	9,557.68	89,614.32
0000344236	ACCOUNTING SPECIALIST II	49,257.00	49,257.00	0.00	28,492.50	0.00	0.00	28,492.50
0000326195	*JOURNEYMAN RAIL CAR MECHANIC	52,936.00	54,537.60	1,601.60	55,446.30	8,364.36	225.00	64,035.66
0000331607	*BUS OPERATOR	48,193.60	49,649.60	1,456.00	47,444.59	15,843.06	1,886.46	65,174.11
0000332064	DIVISION DISPATCHER	58,281.60	60,548.80	2,267.20	61,207.20	13,270.21	452.64	74,930.05
0000306058	FOREMAN TRACK & STRCT	63,211.20	63,211.20	0.00	67,725.72	11,179.64	0.00	78,905.36
0000326970	OFFICE ADMINISTRATOR II	57,560.88	57,560.88	0.00	57,670.69	0.00	1,146.35	58,817.04
0000338754	*BUS OPERATOR	37,585.60	42,369.60	4,784.00	42,104.81	9,462.37	1,303.68	52,870.86
0000344091	*JOURNEYMAN BUS TECHNICIAN	47,320.00	47,320.00	0.00	29,296.12	1,541.61	0.00	30,837.73
0000343897	*BUS OPERATOR	35,110.40	35,110.40	0.00	20,740.01	870.95	0.00	21,610.96
0000321316	TRANSIT POLICE SERGEANT	60,465.60	69,971.20	9,505.60	68,156.50	19,070.60	4,105.50	91,332.60
0000328544	*BUS OPERATOR	37,585.60	42,369.60	4,784.00	40,766.09	8,351.46	0.00	49,117.55
0000341700	*BUS OPERATOR	34,070.40	38,729.60	4,659.20	38,084.98	5,809.33	0.00	43,894.31
0000302216	*JOURNEYMAN AA BUS TECHNICIAN	53,456.00	55,057.60	1,601.60	48,353.46	3,921.52	225.00	52,499.98
0000305787	TECH BDGT & COMPLIANCE ANALYST	93,777.32	93,777.32	0.00	93,777.02	0.00	5,410.23	99,187.25
0000341472	*BUS OPERATOR	34,070.40	38,729.60	4,659.20	28,241.29	3,524.76	198.62	31,964.67
0000328652	*STATION AGENT	43,097.60	44,408.00	1,310.40	38,939.35	4,569.04	4,651.08	48,159.47
0000337526	*BUS OPERATOR	41,121.60	46,030.40	4,908.80	44,692.70	8,022.19	0.00	52,714.89
0000330312	*BUS OPERATOR	41,121.60	46,030.40	4,908.80	47,558.85	12,904.53	0.00	60,463.38
0000337463	COMPENSATION ANALYST III	79,223.30	79,223.30	0.00	79,220.86	0.00	0.00	79,220.86
0000343012	CONFIG MGMT SPECIALIST II	57,000.06	57,000.06	0.00	57,075.17	0.00	0.00	57,075.17



**METROPOLITAN ATLANTA RAPID TRANSIT AUTHORITY (MARTA)**  
**MARTOC REPORT**

EE NUMBER	TITLE	FY 19 BASE SALARY	FY 20 BASE SALARY	DIFFERENCE +/-	REGULAR EARNINGS	OVERTIME EARNINGS	OTHER EARNINGS	TOTAL EARNINGS
0000333627	*JOURNEYMAN ET-COMPUTER MAINT	52,936.00	54,537.60	1,601.60	57,064.99	21,502.19	225.00	78,792.18
0000338947	MGR CUSTODIAL LANDSCAPE MAINT (DATE LAST EMPLOYED 29-Nov-2019)	84,872.32	84,872.32	0.00	38,847.20	0.00	5,986.78	44,833.98
0000319317	LINE SUPERVISOR	57,720.00	57,720.00	0.00	57,011.93	13,962.99	10,630.08	81,605.00
0000304435	ELECTRICAL MAINTENANCE ENG	82,325.36	82,325.36	0.00	82,895.54	0.00	9,725.78	92,621.32
0000304935	*JOURNEYMAN ELEC POWER ELECT	52,936.00	54,537.60	1,601.60	52,875.26	8,413.22	2,489.24	63,777.72
0000325243	SUPV COMMUNICATIONS (DATE LAST EMPLOYED 29-Dec-2019)	50,876.80	50,876.80	0.00	28,168.37	2,779.68	5,122.66	36,070.71
0000306354	CONTRACT PROFESSIONAL	0.00	0.00	0.00	93,923.04	4,006.86	0.00	97,929.90
0000306386	EXECUTIVE MGR TO BOARD OF DIR (DATE LAST EMPLOYED 01-Jul-2020)	105,725.10	105,725.10	0.00	103,297.85	0.00	4,461.15	107,759.00
0000337284	*STATION AGENT	43,097.60	44,408.00	1,310.40	47,382.77	14,387.49	0.00	61,770.26
0000331103	*JOURNEYMAN SUPPORT EQUIPMENT	52,936.00	54,537.60	1,601.60	54,844.68	3,559.50	225.00	58,629.18
0000342729	DIR IT STRATEGY & INNOVATION	135,000.06	135,000.06	0.00	135,000.17	0.00	0.00	135,000.17
0000302923	*BUS OPERATOR	48,713.60	50,169.60	1,456.00	51,998.04	9,447.22	2,083.36	63,528.62
0000326037	TRANSIT POLICE OFFICER SR	60,465.60	60,465.60	0.00	60,472.93	32,200.53	11,299.96	103,973.42
0000331402	*BUS OPERATOR	48,193.60	49,649.60	1,456.00	38,091.77	8,241.96	4,011.58	50,345.31
0000329221	SUPV RAIL LINE	62,608.00	62,608.00	0.00	63,614.12	29,240.02	7,464.80	100,318.94
0000322457	*BUS OPERATOR	48,193.60	49,649.60	1,456.00	45,364.19	3,293.01	0.00	48,657.20
0000317765	*JOURNEYMAN RAIL CAR MECHANIC	52,936.00	54,537.60	1,601.60	51,017.20	4,514.22	2,482.13	58,013.55
0000319524	SUPV RAIL CAR APPEARANCE	57,720.00	57,720.00	0.00	59,860.94	3,151.56	0.00	63,012.50
0000342917	SUPV LEARNING TECHNOLOGY	82,172.74	82,172.74	0.00	82,173.00	0.00	0.00	82,173.00
0000344069	*BUS OPERATOR	35,110.40	35,110.40	0.00	22,056.56	2,744.86	0.00	24,801.42
0000332384	TRANSIT POLICE OFFICER SR	55,931.20	58,156.80	2,225.60	60,723.84	18,359.32	0.00	79,083.16
0000321477	RAIL SERVICES CONTROLLER	82,867.20	84,364.80	1,497.60	86,202.18	31,991.21	0.00	118,193.39
0000326874	*BUS OPERATOR	48,193.60	49,649.60	1,456.00	49,863.95	20,223.32	1,494.08	71,581.35
0000334858	*BUS OPERATOR	44,678.40	49,649.60	4,971.20	45,971.42	10,253.79	4,220.80	60,446.01
0000320976	TRANSIT POLICE LIEUTENANT	82,347.20	88,628.80	6,281.60	79,388.33	4,969.34	11,176.82	95,534.49
0000321569	TRANSIT POLICE OFFICER SPECIAL	62,878.40	62,878.40	0.00	66,665.65	29,519.31	0.00	96,184.96
0000342350	ACCOUNTANT III	60,000.20	64,644.58	4,644.38	60,864.25	0.00	461.54	61,325.79
0000342504	*BUS OPERATOR	34,070.40	38,729.60	4,659.20	26,374.71	2,177.86	262.08	28,814.65
0000335102	*RAIL OPERATOR	41,121.60	46,030.40	4,908.80	43,146.18	4,857.48	1,787.77	49,791.43
0000315361	SUPV BUS TRANSPORTATION	60,028.80	62,379.20	2,350.40	62,974.51	28,671.36	9,596.80	101,242.67
0000337524	*RAIL STATION CLEANER	32,947.20	33,945.60	998.40	34,684.84	1,857.60	0.00	36,542.44
0000320498	*JOURNEYMAN AA BUS TECHNICIAN	52,936.00	54,537.60	1,601.60	58,485.61	14,855.79	225.00	73,566.40
0000334382	*SERVICEPERSON I	36,899.20	38,022.40	1,123.20	36,706.91	651.60	0.00	37,358.51
0000343939	*BUS OPERATOR	35,110.40	35,110.40	0.00	23,409.92	1,559.08	0.00	24,969.00

## MARTOC REPORT

EE NUMBER	TITLE	FY 19	FY 20	DIFFERENCE	REGULAR	OVERTIME	OTHER	TOTAL
		BASE SALARY	BASE SALARY	+/-	EARNINGS	EARNINGS	EARNINGS	EARNINGS
0000304633	SR INSTRUCTOR RAIL MAINT	77,366.38	77,366.38	0.00	73,476.11	0.00	8,361.73	81,837.84
0000302849	*RAIL OPERATOR	48,713.60	50,169.60	1,456.00	44,547.50	2,291.00	3,716.17	50,554.67
0000304399	*STATION AGENT	43,097.60	44,928.00	1,830.40	42,638.50	10,794.12	3,384.56	56,817.18
0000316068	SUPV RAIL CAR APPEARANCE	57,720.00	57,720.00	0.00	58,542.57	3,283.62	0.00	61,826.19
0000341565	BENEFITS-CUSTOMER SVC REP	51,517.96	51,517.96	0.00	51,593.58	0.00	1,404.47	52,998.05
0000333342	FIELD INSPECTOR	57,681.00	57,681.00	0.00	54,908.69	12,008.60	1,755.45	68,672.74
0000324725	*BUS OPERATOR	48,193.60	49,649.60	1,456.00	51,053.33	9,087.19	0.00	60,140.52
0000336101	*BUS OPERATOR	44,678.40	49,649.60	4,971.20	36,927.37	3,295.23	3,962.14	44,184.74
0000322932	SUPV RAIL LINE	48,193.60	58,968.00	10,774.40	57,197.41	15,929.87	5,670.00	78,797.28
0000322694	*BUS OPERATOR	48,193.60	49,649.60	1,456.00	51,015.52	7,060.39	0.00	58,075.91
0000338637	*JOURNEYMAN BUS TECHNICIAN	49,254.40	51,667.20	2,412.80	46,720.94	1,173.26	225.00	48,119.20
0000320421	*BUS OPERATOR	48,193.60	49,649.60	1,456.00	49,719.46	13,821.56	1,887.20	65,428.22
0000331046	*BUS OPERATOR	48,193.60	49,649.60	1,456.00	52,104.96	17,634.65	0.00	69,739.61
0000333061	MEDIA SALES REP	25,467.00	25,467.00	0.00	26,514.07	2,662.50	485.07	29,661.64
0000320199	*STATION AGENT	43,097.60	44,408.00	1,310.40	41,035.28	4,464.08	2,873.36	48,372.72
0000305793	*JOURNEYMAN AA BUS TECHNICIAN	53,456.00	55,057.60	1,601.60	56,228.85	21,525.22	225.00	77,979.07
0000336455	FIELD INSPECTOR	57,681.00	57,681.00	0.00	58,069.61	21,454.41	5,028.60	84,552.62
0000343295	*BUS OPERATOR	35,110.40	35,110.40	0.00	33,217.14	3,531.46	0.00	36,748.60
0000342010	*BUS OPERATOR	34,070.40	38,729.60	4,659.20	29,355.51	4,885.08	415.04	34,655.63
0000338284	CLAIMS ADJUSTER II	50,286.86	50,286.86	0.00	50,361.26	0.00	0.00	50,361.26
0000334392	*BUS OPERATOR	44,678.40	49,649.60	4,971.20	48,233.75	3,959.55	2,044.56	54,237.86
0000302448	*DYNAMOMETER OPERATOR	53,456.00	55,057.60	1,601.60	60,067.51	24,539.93	225.00	84,832.44
0000337845	TRANSIT POLICE OFFICER SPECIAL	51,708.80	53,768.00	2,059.20	54,445.90	16,759.54	2,985.00	74,190.44
0000302960	*JOURNEYMAN OVERHAULER	53,456.00	55,057.60	1,601.60	54,529.51	986.40	225.00	55,740.91
0000335710	*ADMIN CLERK (DATE LAST EMPLOYED 27-Dec-2019)	36,753.60	36,753.60	0.00	21,683.73	7,076.90	565.44	29,326.07
0000341702	*BUS OPERATOR	34,070.40	38,729.60	4,659.20	37,801.12	9,411.69	0.00	47,212.81
0000343940	*BUS OPERATOR	35,110.40	35,110.40	0.00	21,699.42	3,043.86	0.00	24,743.28
0000342756	CONTRACT PROFESSIONAL	0.00	0.00	0.00	47,265.43	171.30	0.00	47,436.73
0000333326	*JOURNEYMAN BUS TECHNICIAN	52,124.80	53,705.60	1,580.80	51,792.26	453.09	1,026.92	53,272.27
0000337652	*BUS OPERATOR	41,121.60	46,030.40	4,908.80	42,510.11	6,636.52	3,174.96	52,321.59
0000324859	INSTRUCTOR CAR MAINT ELECT	62,088.00	62,088.00	0.00	62,663.00	0.00	2,153.38	64,816.38
0000323668	*BUS OPERATOR	48,193.60	49,649.60	1,456.00	52,348.28	15,043.46	1,994.64	69,386.38
0000338649	SECURITY TECHNICIAN	37,960.00	37,960.00	0.00	37,998.50	0.00	0.00	37,998.50
0000337777	*RAIL STATION CLEANER (DATE LAST EMPLOYED 20-Apr-2020)	35,339.20	33,945.60	-1,393.60	28,275.38	8,103.06	0.00	36,378.44
0000323416	*BUS OPERATOR	48,193.60	49,649.60	1,456.00	46,784.83	4,807.96	370.72	51,963.51

**METROPOLITAN ATLANTA RAPID TRANSIT AUTHORITY (MARTA)**  
**MARTOC REPORT**

EE NUMBER	TITLE	FY 19 BASE SALARY	FY 20 BASE SALARY	DIFFERENCE +/-	REGULAR EARNINGS	OVERTIME EARNINGS	OTHER EARNINGS	TOTAL EARNINGS
0000334993	SAFETY OPERATIONAL OFFICER	72,793.50	72,793.50	0.00	80,745.58	0.00	279.98	81,025.56
0000333102	TRANSIT POLICE SERGEANT	67,288.00	69,971.20	2,683.20	71,642.51	20,629.53	1,412.88	93,684.92
0000326468	TEST ENGINEER	83,588.70	83,588.70	0.00	83,590.17	0.00	3,214.95	86,805.12
0000341910	TRANSIT POLICE OFFICER	40,851.20	42,515.20	1,664.00	40,537.61	11,930.25	541.11	53,008.97
0000340595	*BUS OPERATOR	34,070.40	38,729.60	4,659.20	34,521.84	3,685.81	3,075.06	41,282.71
0000338546	CLAIMS ADJUSTER III	64,765.22	64,765.22	0.00	64,842.33	0.00	0.00	64,842.33
0000315363	TRANSIT POLICE SERGEANT	72,758.40	72,758.40	0.00	75,500.99	21,366.82	4,843.20	101,711.01
0000318835	*BUS OPERATOR	48,193.60	49,649.60	1,456.00	50,376.89	20,180.76	1,522.08	72,079.73
0000306537	CONTRACT PROFESSIONAL (DATE LAST EMPLOYED 27-Mar-2020)	0.00	0.00	0.00	23,910.53	254.07	0.00	24,164.60
0000314749	*BUS OPERATOR	48,193.60	49,649.60	1,456.00	50,392.43	21,645.78	1,673.84	73,712.05
0000333062	TRANSIT POLICE OFFICER SPECIAL (DATE LAST EMPLOYED 24-Feb-2020)	55,931.20	58,156.80	2,225.60	32,911.90	13,238.01	531.24	46,681.15
0000305691	*BUS OPERATOR (DATE LAST EMPLOYED 01-Feb-2020)	48,193.60	48,193.60	0.00	31,537.01	6,025.87	1,575.56	39,138.44
0000342869	*BUS OPERATOR (DATE LAST EMPLOYED 06-Feb-2020)	34,070.40	35,110.40	1,040.00	20,955.08	3,102.54	0.00	24,057.62
0000341118	*JOURNEYMAN ELEC POWER ELECT	45,926.40	51,272.00	5,345.60	49,400.02	23,756.15	225.00	73,381.17
0000339132	MGR COMMUNICATIONS	100,456.98	100,456.98	0.00	100,456.76	0.00	0.00	100,456.76
0000330891	*BUS OPERATOR	48,193.60	49,649.60	1,456.00	48,295.60	4,150.14	2,443.28	54,889.02
0000335789	*REPROGRAPHICS SPEC III (DATE LAST EMPLOYED 03-Feb-2020)	45,614.40	46,987.20	1,372.80	28,497.61	0.00	0.00	28,497.61
0000338305	*JOURNEYMAN OVERHAULER	51,292.80	54,537.60	3,244.80	47,154.60	3,790.53	4,014.08	54,959.21
0000341503	FIELD INSPECTOR	54,346.50	54,346.50	0.00	58,494.37	15,755.03	0.00	74,249.40
0000302326	*JOURNEYMAN ET-RAIL CAR MAINT	53,456.00	55,057.60	1,601.60	58,126.33	11,637.67	225.00	69,989.00
0000335148	*BUS OPERATOR	37,585.60	42,369.60	4,784.00	41,277.87	3,632.10	302.72	45,212.69
0000305180	*JOURNEYMAN ET-TELEPHONE MAINT	52,936.00	54,537.60	1,601.60	55,367.07	8,859.24	1,249.16	65,475.47
0000302862	SUPV PARKING SVC	42,120.00	42,120.00	0.00	42,974.35	1,344.74	1,896.75	46,215.84
0000336993	*BUS OPERATOR	34,070.40	38,729.60	4,659.20	38,907.23	8,650.47	0.00	47,557.70
0000327868	SUPV COMMUNICATIONS	51,542.40	51,542.40	0.00	54,251.54	14,406.58	495.60	69,153.72
0000340199	PROTECTIVE SPEC POLICE CADET	31,200.00	31,200.00	0.00	32,317.76	8,470.37	2,190.00	42,978.13
0000342960	*BUS OPERATOR	34,070.40	35,110.40	1,040.00	35,966.99	5,763.42	0.00	41,730.41
0000302040	*JOURNEYMAN RAIL CAR MECHANIC	53,456.00	55,057.60	1,601.60	54,993.06	6,923.03	225.00	62,141.09
0000342309	*RAIL STATION CLEANER	27,851.20	32,115.20	4,264.00	30,765.64	2,906.44	117.20	33,789.28
0000326992	SR DEV PROJECT MANAGER	82,257.76	82,257.76	0.00	81,011.96	0.00	4,832.70	85,844.66
0000338004	MEDIA SALES REP	25,467.00	25,467.00	0.00	26,881.15	2,301.80	0.00	29,182.95
0000327635	SUPV RAIL LINE	62,608.00	62,608.00	0.00	59,577.56	6,357.53	1,577.88	67,512.97
0000305251	*JOURNEYMAN ET-RAIL CAR MAINT	53,456.00	55,057.60	1,601.60	54,325.12	15,728.76	2,075.40	72,129.28
0000304897	*JOURNEYMAN RAIL CAR MECHANIC	52,936.00	54,537.60	1,601.60	54,126.10	12,498.80	225.00	66,849.90

**METROPOLITAN ATLANTA RAPID TRANSIT AUTHORITY (MARTA)**  
**MARTOC REPORT**

AS OF : 30-JUN-  
DATE PRINTED : 27-JUL-2020

EE NUMBER	TITLE	FY 19 BASE SALARY	FY 20 BASE SALARY	DIFFERENCE +/-	REGULAR EARNINGS	OVERTIME EARNINGS	OTHER EARNINGS	TOTAL EARNINGS
0000322486	*RAIL STATION CLEANER	36,899.20	33,945.60	-2,953.60	36,485.61	3,064.08	0.00	39,549.69
0000338949	TRANSIT POLICE OFFICER SR	45,947.20	49,691.20	3,744.00	49,669.03	8,420.58	0.00	58,089.61
0000343526	*BUS OPERATOR	35,110.40	35,110.40	0.00	30,174.25	4,125.09	0.00	34,299.34
0000329996	*JOURNEYMAN RAIL CAR MECHANIC	52,936.00	54,537.60	1,601.60	51,719.74	305.41	1,064.04	53,089.19
0000341615	AGM EXTERNAL AFFAIRS	180,249.94	180,249.94	0.00	198,977.45	0.00	0.00	198,977.45
0000341126	CONTRACT SPECIALIST III	74,303.58	74,303.58	0.00	74,378.97	0.00	0.00	74,378.97
0000334760	*BUS OPERATOR	44,678.40	49,649.60	4,971.20	44,096.66	5,190.36	4,069.51	53,356.53
0000342127	TRANSIT POLICE OFFICER	44,200.00	45,947.20	1,747.20	45,805.26	5,501.13	0.00	51,306.39
0000338009	SYSTEMS ENGINEER V	70,834.66	80,000.18	9,165.52	71,616.96	0.00	0.00	71,616.96
0000342544	SR DIR COMMUNICATIONS (DATE LAST EMPLOYED 10-Feb-2020)	125,000.20	125,000.20	0.00	78,285.01	0.00	601.29	78,886.30
0000337862	*BUS OPERATOR	41,121.60	46,030.40	4,908.80	19,965.15	2,518.56	316.32	22,800.03
0000343780	*SERVICEPERSON IV	38,563.20	38,563.20	0.00	29,523.82	4,357.11	0.00	33,880.93
0000335730	ADMINISTRATIVE ASSISTANT (DATE LAST EMPLOYED 13-Mar-2020)	37,732.50	37,732.50	0.00	21,628.50	133.88	1,526.20	23,288.58
0000342921	*JOURNEYMAN TRACK MAINTAINER	45,926.40	47,320.00	1,393.60	48,175.71	10,145.24	0.00	58,320.95
0000338150	*BUS OPERATOR	41,121.60	46,030.40	4,908.80	38,612.41	8,245.40	3,775.96	50,633.77
0000302751	*JOURNEYMAN RAIL CAR MECHANIC	53,456.00	55,057.60	1,601.60	63,970.49	14,100.45	225.00	78,295.94
0000320972	*JOURNEYMAN PAINTER	52,936.00	54,537.60	1,601.60	55,487.67	17,084.58	225.00	72,797.25
0000337931	*BUS OPERATOR	41,121.60	46,030.40	4,908.80	43,950.61	3,847.82	177.04	47,975.47
0000307088	*SERVICEPERSON IV	39,436.80	40,622.40	1,185.60	43,474.14	22,726.50	0.00	66,200.64
0000331803	*HOSTLER JUNIOR APPRENTICE	37,440.00	40,622.40	3,182.40	43,152.56	20,151.89	0.00	63,304.45
0000320442	*BUS OPERATOR	34,070.40	35,110.40	1,040.00	35,131.94	4,574.00	0.00	39,705.94
0000302656	*STATION AGENT	43,617.60	44,928.00	1,310.40	47,917.26	17,801.20	2,582.73	68,301.19
0000338215	*BUS OPERATOR	37,585.60	42,369.60	4,784.00	42,928.78	9,673.31	0.00	52,602.09
0000339659	*SERVICEPERSON I	36,899.20	38,022.40	1,123.20	39,576.10	4,973.49	0.00	44,549.59
0000341334	*SERVICEPERSON I	35,339.20	38,022.40	2,683.20	38,090.82	3,366.11	0.00	41,456.93
0000341662	*JOURNEYMAN ELEC POWER ELECT	45,926.40	51,272.00	5,345.60	49,913.28	10,342.92	225.00	60,481.20
0000335808	*JOURNEYMAN ET-HVAC	52,936.00	54,537.60	1,601.60	54,634.08	1,368.25	225.00	56,227.33
0000335998	*BUS OPERATOR	44,678.40	49,649.60	4,971.20	46,444.22	6,807.72	0.00	53,251.94
0000330298	*SERVICEPERSON IV	35,568.00	40,622.40	5,054.40	40,562.15	3,883.93	0.00	44,446.08
0000343263	*BUS OPERATOR	35,110.40	35,110.40	0.00	35,334.93	6,425.22	0.00	41,760.15
0000316115	*JOURNEYMAN ELEC POWER ELECT	52,936.00	54,537.60	1,601.60	46,939.63	17,091.38	2,699.00	66,730.01
0000323962	TRANSIT POLICE OFFICER SR	60,465.60	60,465.60	0.00	62,062.94	30,304.32	13,546.62	105,913.88
0000306292	RAIL SERVICES CONTROLLER	85,113.60	85,113.60	0.00	85,814.48	1,476.84	6,669.96	93,961.28
0000335636	DIR TRANSIT ORIENTED DEV	123,521.32	123,521.32	0.00	123,517.81	0.00	0.00	123,517.81

## MARTOC REPORT

EE NUMBER	TITLE	FY 19 BASE SALARY	FY 20 BASE SALARY	DIFFERENCE +/-	REGULAR EARNINGS	OVERTIME EARNINGS	OTHER EARNINGS	TOTAL EARNINGS
0000338304	*TRAFFIC CHECKER	30,742.40	31,678.40	936.00	32,323.71	127.48	0.00	32,451.19
0000337437	*SERVICEPERSON I	36,899.20	38,022.40	1,123.20	38,455.76	2,724.16	0.00	41,179.92
0000343054	*BUS OPERATOR	34,070.40	35,110.40	1,040.00	36,357.05	3,157.75	0.00	39,514.80
0000306155	FOREMAN COMMUNICATION (DATE LAST EMPLOYED 01-Nov-2019)	66,331.20	66,331.20	0.00	7,781.17	566.05	21,196.33	29,543.55
0000339173	*BUS OPERATOR	37,585.60	42,369.60	4,784.00	41,041.45	8,376.89	1,954.06	51,372.40
0000338007	*BUS OPERATOR	41,121.60	46,030.40	4,908.80	42,226.84	10,666.15	1,600.48	54,493.47
0000315253	*BUS OPERATOR	48,193.60	49,649.60	1,456.00	49,402.78	9,836.91	2,083.76	61,323.45
0000343773	*BUS OPERATOR	35,110.40	35,110.40	0.00	27,570.83	3,150.20	0.00	30,721.03
0000321796	SR FINANCIAL ANALYST	96,681.78	106,350.14	9,668.36	103,720.82	0.00	7,399.89	111,120.71
0000342660	*BUS OPERATOR	34,070.40	38,729.60	4,659.20	38,421.39	11,347.15	0.00	49,768.54
0000320479	TRANSIT POLICE OFFICER SPECIAL	62,878.40	62,878.40	0.00	64,740.56	16,400.35	7,161.60	88,302.51
0000334968	*JOURNEYMAN BUS TECHNICIAN	52,124.80	53,705.60	1,580.80	54,449.91	38.73	0.00	54,488.64
0000302553	*BUS OPERATOR	48,713.60	50,169.60	1,456.00	52,812.80	22,864.89	749.44	76,427.13
0000305813	GEN SUPT BUS TRANS OPERATIONS	87,281.48	96,009.68	8,728.20	91,404.29	0.00	10,762.06	102,166.35
0000336912	*BUS OPERATOR	41,121.60	46,030.40	4,908.80	41,296.64	3,614.44	1,490.94	46,402.02
0000303400	*BUS OPERATOR	48,193.60	49,649.60	1,456.00	39,168.10	1,525.15	2,235.52	42,928.77
0000341380	*BUS OPERATOR	34,070.40	38,729.60	4,659.20	20,555.01	2,501.77	0.00	23,056.78
0000336892	*JOURNEYMAN ET-TRAIN CONTROL	52,936.00	54,537.60	1,601.60	56,912.98	29,319.44	225.00	86,457.42
0000342152	*BUS OPERATOR (DATE LAST EMPLOYED 15-May-2020)	34,070.40	38,729.60	4,659.20	27,721.57	5,062.38	585.23	33,369.18
0000343309	*BUS OPERATOR	35,110.40	35,110.40	0.00	34,842.63	5,663.28	0.00	40,505.91
0000304527	*REVENUE AGENT	47,902.40	49,358.40	1,456.00	49,928.01	2,635.20	0.00	52,563.21
0000333339	*STATION AGENT	43,097.60	44,408.00	1,310.40	34,134.92	4,397.06	4,761.67	43,293.65
0000303972	*REVENUE AGENT	48,422.40	49,878.40	1,456.00	50,904.74	8,983.25	0.00	59,887.99
0000337604	*JOURNEYMAN TRACK MAINTAINER	51,292.80	54,537.60	3,244.80	51,293.57	6,684.08	1,505.00	59,482.65
0000330047	*CUSTOMER INFORMATION OPERATOR (DATE LAST EMPLOYED 14-Apr-2020)	36,753.60	37,876.80	1,123.20	23,224.94	649.38	282.72	24,157.04
0000306691	*BUS OPERATOR	48,193.60	49,649.60	1,456.00	49,065.16	2,919.39	1,297.52	53,282.07
0000343774	*BUS OPERATOR	35,110.40	35,110.40	0.00	26,395.22	2,561.87	0.00	28,957.09
0000335911	*SERVICEPERSON IV	36,899.20	38,563.20	1,664.00	39,292.66	11,562.86	0.00	50,855.52
0000322373	*BUS OPERATOR	48,193.60	49,649.60	1,456.00	43,571.15	3,309.17	4,875.37	51,755.69
0000302263	TRANSIT POLICE SERGEANT	72,758.40	72,758.40	0.00	75,778.57	25,220.85	1,008.90	102,008.32
0000324753	IT QUALITY ASSURANCE ENGINEER	88,960.82	88,960.82	0.00	87,336.88	0.00	0.00	87,336.88
0000324857	*BUS OPERATOR	48,193.60	49,649.60	1,456.00	50,139.96	4,868.94	0.00	55,008.90
0000338765	*RAIL STATION CLEANER	32,947.20	33,945.60	998.40	34,720.36	23.76	0.00	34,744.12
0000321904	SUPV RAIL LINE	62,587.20	62,587.20	0.00	64,595.19	11,969.75	4,538.48	81,103.42

**METROPOLITAN ATLANTA RAPID TRANSIT AUTHORITY (MARTA)**  
**MARTOC REPORT**

EE NUMBER	TITLE	FY 19	FY 20	DIFFERENCE	REGULAR	OVERTIME	OTHER	TOTAL
		BASE SALARY	BASE SALARY	+/-	EARNINGS	EARNINGS	EARNINGS	EARNINGS
0000343250	LINE SUPERVISOR	56,035.20	56,035.20	0.00	52,959.83	6,519.48	3,322.79	62,802.10
0000331124	SUPV BUS & RAIL STORES	49,608.00	60,777.60	11,169.60	58,788.20	652.01	0.00	59,440.21
0000304661	*BUS OPERATOR	48,713.60	50,169.60	1,456.00	52,083.25	12,021.53	0.00	64,104.78
0000343228	*BUS OPERATOR	34,070.40	35,110.40	1,040.00	34,817.71	3,088.77	135.04	38,041.52
0000305859	*STATION AGENT	43,617.60	44,928.00	1,310.40	42,862.94	10,949.02	3,054.96	56,866.92
0000303507	BUYER PLANNER III	76,835.46	76,835.46	0.00	76,837.72	0.00	3,841.79	80,679.51
0000322183	*BUS OPERATOR	48,193.60	49,649.60	1,456.00	52,460.92	20,398.24	370.72	73,229.88
0000328656	FIELD INSPECTOR (DATE LAST EMPLOYED 01-Mar-2020)	62,400.00	62,400.00	0.00	40,579.19	349.68	6,693.61	47,622.48
0000333279	*INFORMATION SYSTEMS REC CLERK	29,910.40	34,528.00	4,617.60	23,771.89	343.14	879.76	24,994.79
0000302618	SUPV FIELD DATA COLLECTION	65,293.54	68,558.36	3,264.82	70,602.53	0.00	1,377.56	71,980.09
0000327213	TRANSIT POLICE OFFICER SR (DATE LAST EMPLOYED 01-Nov-2019)	60,465.60	60,465.60	0.00	19,300.33	13,961.04	4,150.58	37,411.95
0000319316	TRANSIT POLICE LIEUTENANT	82,347.20	88,628.80	6,281.60	92,758.70	15,359.99	6,686.40	114,805.09
0000328736	RESIDENT ENGINEER	98,465.38	98,465.38	0.00	98,965.21	0.00	0.00	98,965.21
0000315274	*BUS OPERATOR	48,193.60	49,649.60	1,456.00	50,863.59	25,360.26	2,971.36	79,195.21
0000305277	SUPV CAR REPAIR INSPECTION	62,587.20	62,587.20	0.00	65,967.88	5,910.48	0.00	71,878.36
0000330933	*RAIL OPERATOR	48,193.60	49,649.60	1,456.00	52,362.29	27,234.72	0.00	79,597.01
0000339366	SR EXECUTIVE ADMINISTRATOR BD	71,514.82	71,514.82	0.00	71,591.45	0.00	2,200.46	73,791.91
0000306435	MAINTENANCE PLANNER BUS	62,296.00	62,296.00	0.00	64,737.60	10,053.50	0.00	74,791.10
0000304153	*CUSTOMER INFORMATION OPERATOR	37,273.60	38,396.80	1,123.20	36,915.97	366.94	492.40	37,775.31
0000331581	*STATION AGENT	43,097.60	44,408.00	1,310.40	28,955.94	2,237.76	2,265.92	33,459.62
0000332613	*BUS OPERATOR	48,193.60	49,649.60	1,456.00	51,445.65	11,883.83	0.00	63,329.48
0000337278	*BUS OPERATOR	41,121.60	46,030.40	4,908.80	45,216.16	14,967.43	1,995.60	62,179.19
0000334709	SR CAPITAL PROJECT COORDINATOR	81,059.94	81,059.94	0.00	78,441.79	0.00	3,117.70	81,559.49
0000344676	PROJECT MANAGER-CAO	82,367.22	82,367.22	0.00	28,194.94	0.00	0.00	28,194.94
0000324244	*SERVICEPERSON I	36,899.20	38,022.40	1,123.20	39,149.86	0.00	0.00	39,149.86
0000320666	FOREMAN BUILDINGS SUPP EQUIP	65,208.00	65,208.00	0.00	67,671.20	2,218.59	2,476.65	72,366.44
0000331370	TRANSIT POLICE OFFICER SPECIAL	58,156.80	60,465.60	2,308.80	61,838.57	17,553.08	3,734.30	83,125.95
0000340894	PROJECT MANAGER II	99,560.50	99,560.50	0.00	99,563.37	0.00	0.00	99,563.37
0000334021	*BUS OPERATOR	48,193.60	49,649.60	1,456.00	48,269.56	11,249.21	3,021.76	62,540.53
0000343430	*BUS OPERATOR	35,110.40	35,110.40	0.00	31,875.41	3,023.64	0.00	34,899.05
0000305705	*JOURNEYMAN AA BUS TECHNICIAN (DATE LAST EMPLOYED 01-Dec-2019)	52,936.00	52,936.00	0.00	24,883.63	5,640.39	0.00	30,524.02
0000333593	*JOURNEYMAN TRACK WALKER	50,148.80	52,832.00	2,683.20	55,149.39	15,284.55	0.00	70,433.94
0000341660	*SERVICEPERSON V	46,633.60	49,275.20	2,641.60	48,812.63	25,534.21	543.60	74,890.44
0000302146	GEN SUPT BUS SVC COORDINATION	89,264.76	89,264.76	0.00	94,062.03	0.00	9,466.48	103,528.51

**METROPOLITAN ATLANTA RAPID TRANSIT AUTHORITY (MARTA)**  
**MARTOC REPORT**

EE NUMBER	TITLE	FY 19	FY 20	DIFFERENCE	REGULAR	OVERTIME	OTHER	TOTAL
		BASE SALARY	BASE SALARY	+/-	EARNINGS	EARNINGS	EARNINGS	EARNINGS
0000335375	*HOSTLER JUNIOR APPRENTICE	39,436.80	40,622.40	1,185.60	40,052.61	4,051.22	151.68	44,255.51
0000334189	*SERVICEPERSON IV	39,436.80	40,622.40	1,185.60	40,892.98	1,472.63	0.00	42,365.61
0000315283	FOREMAN COMMUNICATION	60,756.80	60,756.80	0.00	63,232.53	19,089.05	2,086.12	84,407.70
0000321609	*RAIL OPERATOR	48,193.60	49,649.60	1,456.00	46,952.81	12,539.99	2,968.04	62,460.84
0000330611	*JOURNEYMAN ET-HVAC	52,936.00	54,537.60	1,601.60	56,626.57	2,635.22	225.00	59,486.79
0000303731	GEN SUPT BUS MAINT	88,129.08	88,129.08	0.00	88,631.93	0.00	0.00	88,631.93
0000303150	SUPT RAIL CAR MAINT	79,925.04	79,925.04	0.00	80,422.17	0.00	11,476.43	91,898.60
0000332082	*BUS OPERATOR	48,193.60	49,649.60	1,456.00	47,949.39	3,680.67	1,864.80	53,494.86
0000327675	FOREMAN POWER	60,756.80	60,756.80	0.00	62,290.16	10,655.01	2,553.48	75,498.65
0000306076	*RAIL OPERATOR	48,193.60	49,649.60	1,456.00	51,636.70	26,944.15	954.80	79,535.65
0000304130	*JOURNEYMAN BODY REPAIR	53,456.00	55,057.60	1,601.60	55,880.82	5,571.16	2,118.52	63,570.50
0000304987	*BUS OPERATOR	48,713.60	50,169.60	1,456.00	48,830.92	11,324.55	4,558.24	64,713.71
0000303662	*JOURNEYMAN RAIL CAR MECHANIC	53,456.00	55,057.60	1,601.60	60,883.89	19,599.05	225.00	80,707.94
0000302524	BUSINESS ANALYST III	88,890.88	88,890.88	0.00	88,892.74	0.00	0.00	88,892.74
0000320578	*RAIL OPERATOR	44,678.40	49,649.60	4,971.20	43,354.17	5,025.20	515.52	48,894.89
0000302589	DIR REVENUE OPERATIONS	118,792.96	118,792.96	0.00	118,789.94	0.00	6,853.46	125,643.40
0000337696	*JOURNEYMAN ET-TRAIN CONTROL	52,936.00	54,537.60	1,601.60	56,013.99	37,857.58	225.00	94,096.57
0000339457	*JOURNEYMAN ET-RAIL CAR MAINT	50,148.80	54,537.60	4,388.80	53,442.12	5,309.74	225.00	58,976.86
0000342762	CJIT-POLICE DISPATCHER	40,601.60	40,601.60	0.00	41,937.88	3,857.64	0.00	45,795.52
0000306190	FARE COLLECTION PROCESSOR	33,540.00	33,540.00	0.00	34,333.27	1,125.52	2,580.00	38,038.79
0000341659	*JOURNEYMAN ET-TRAIN CONTROL	49,774.40	51,667.20	1,892.80	52,902.56	26,976.46	450.00	80,329.02
0000320920	FOREMAN TRAIN CONTROL	63,211.20	63,211.20	0.00	67,861.35	34,489.76	0.00	102,351.11
0000320499	*JOURNEYMAN TRACK WALKER	52,936.00	54,537.60	1,601.60	59,026.05	18,783.26	0.00	77,809.31
0000336148	*JOURNEYMAN ET-TRAIN CONTROL	52,936.00	54,537.60	1,601.60	56,963.59	26,130.92	479.50	83,574.01
0000320692	*JOURNEYMAN SUPPORT EQUIPMENT	39,436.80	51,272.00	11,835.20	47,874.81	12,720.71	0.00	60,595.52
0000338161	CONTRACT PROFESSIONAL (DATE LAST EMPLOYED 17-Jan-2020)	0.00	0.00	0.00	71,148.00	0.00	0.00	71,148.00
0000335856	*BUS OPERATOR	44,678.40	49,649.60	4,971.20	47,514.96	7,193.68	1,041.44	55,750.08
0000335512	*JOURNEYMAN ET-RADIO MAINT	52,936.00	54,537.60	1,601.60	56,578.20	31,441.52	225.00	88,244.72
0000339068	*BUS OPERATOR (DATE LAST EMPLOYED 23-Jan-2020)	37,585.60	41,121.60	3,536.00	26,543.19	5,875.45	0.00	32,418.64
0000318116	*BUS OPERATOR	48,193.60	49,649.60	1,456.00	54,158.20	17,910.25	0.00	72,068.45
0000335692	IT QUALITY ASSURANCE ANALYST	79,644.24	79,644.24	0.00	79,338.59	0.00	306.33	79,644.92
0000338968	*STATION AGENT	43,097.60	44,408.00	1,310.40	45,752.16	2,470.92	0.00	48,223.08
0000340141	*SERVICEPERSON I	35,339.20	38,022.40	2,683.20	37,269.40	4,505.76	1,298.88	43,074.04
0000321602	*SERVICEPERSON I	36,899.20	38,022.40	1,123.20	31,520.74	212.51	2,744.00	34,477.25
0000343497	*LIGHT RAIL OPERATOR	35,110.40	35,110.40	0.00	31,124.17	3,045.64	0.00	34,169.81

**METROPOLITAN ATLANTA RAPID TRANSIT AUTHORITY (MARTA)**  
**MARTOC REPORT**

EE NUMBER	TITLE	FY 19 BASE SALARY	FY 20 BASE SALARY	DIFFERENCE +/-	REGULAR EARNINGS	OVERTIME EARNINGS	OTHER EARNINGS	TOTAL EARNINGS
0000302511	*JOURNEYMAN RAIL CAR MECHANIC	53,456.00	55,057.60	1,601.60	59,068.04	35,569.31	225.00	94,862.35
0000306517	CONTRACTS RECORDS ADMIN	43,777.50	43,777.50	0.00	43,892.67	0.00	4,276.33	48,169.00
0000335657	*JOURNEYMAN ET-TELEPHONE MAINT	52,936.00	54,537.60	1,601.60	56,077.50	19,655.33	225.00	75,957.83
0000321623	SUPT CONTROL CENTER	93,695.94	93,695.94	0.00	93,496.73	0.00	7,186.40	100,683.13
0000304915	RETIREMENT BENEFITS ANALYST	68,651.18	75,060.18	6,409.00	74,775.11	0.00	2,886.95	77,662.06
0000342971	*BUS OPERATOR	34,070.40	35,110.40	1,040.00	36,052.48	8,898.75	0.00	44,951.23
0000332066	ACCOUNTING SPECIALIST III	50,739.00	50,739.00	0.00	54,963.41	8,394.21	2,101.38	65,459.00
0000318805	TRANSIT POLICE OFFICER SR	60,465.60	60,465.60	0.00	61,999.78	26,072.87	7,982.80	96,055.45
0000323529	*BUS OPERATOR	48,193.60	49,649.60	1,456.00	42,690.09	2,928.70	3,217.75	48,836.54
0000329512	OFFICE ADMINISTRATOR II	57,560.88	57,560.88	0.00	57,636.27	0.00	2,243.40	59,879.67
0000319395	TRANSIT POLICE OFFICER SR	60,465.60	60,465.60	0.00	62,584.95	14,894.77	0.00	77,479.72
0000334902	ROOF INSPECTOR II	62,236.46	62,236.46	0.00	61,649.97	0.00	1,162.00	62,811.97
0000317355	WEB DEVELOPER III	85,509.06	85,509.06	0.00	81,932.01	0.00	4,238.11	86,170.12
0000337432	*TRACK MAINTAINER (DATE LAST EMPLOYED 04-Nov-2019)	50,148.80	50,148.80	0.00	20,045.16	1,735.92	0.00	21,781.08
0000317445	TRANSIT POLICE OFFICER SR	60,465.60	60,465.60	0.00	63,262.20	7,317.78	1,118.00	71,697.98
0000334254	TECHNICAL INSPECTOR	50,876.80	50,876.80	0.00	51,965.46	2,140.25	0.00	54,105.71
0000330966	*CUSTOMER INFO REPRESENTATIVE	36,753.60	37,876.80	1,123.20	37,848.42	5,736.76	725.29	44,310.47
0000332128	*BUS OPERATOR	48,193.60	49,649.60	1,456.00	48,662.02	2,283.69	1,690.64	52,636.35
0000335867	TRANSIT POLICE OFFICER SR	51,708.80	53,768.00	2,059.20	48,221.24	6,122.37	2,315.90	56,659.51
0000326061	SUPPORT ANALYST II	59,396.74	59,396.74	0.00	68,776.25	0.00	0.00	68,776.25
0000302592	*JOURNEYMAN BUS TECHNICIAN (DATE LAST EMPLOYED 01-Mar-2020)	52,124.80	53,705.60	1,580.80	42,217.98	1,099.52	0.00	43,317.50
0000342765	CONTRACT EMP ADMIN SUPPORT	0.00	0.00	0.00	22,748.00	0.00	0.00	22,748.00
0000303181	SUPV CAR REPAIR INSPECTION	62,608.00	62,608.00	0.00	65,779.15	9,850.20	1,806.00	77,435.35
0000307094	*BUS OPERATOR	48,193.60	49,649.60	1,456.00	37,611.52	515.44	3,557.83	41,684.79
0000324715	SUPV BUS TRANSPORTATION	60,028.80	62,379.20	2,350.40	67,028.43	16,552.35	0.00	83,580.78
0000342964	*BUS OPERATOR	34,070.40	35,110.40	1,040.00	32,936.36	4,795.27	0.00	37,731.63
0000315310	*SERVICEPERSON I (A)	37,440.00	38,563.20	1,123.20	37,538.50	3,725.73	0.00	41,264.23
0000305197	*BUS OPERATOR	48,713.60	50,169.60	1,456.00	45,098.50	573.29	1,498.88	47,170.67
0000335450	*BUS OPERATOR	44,678.40	49,649.60	4,971.20	46,419.21	2,980.60	572.88	49,972.69
0000329331	SUPV BUS TRANSPORTATION	62,441.60	68,702.40	6,260.80	61,434.80	13,167.06	8,454.40	83,056.26
0000331118	*BUS OPERATOR	48,193.60	49,649.60	1,456.00	52,452.72	8,131.71	0.00	60,584.43
0000336149	INFORMATION SYS ANALYST III	83,018.00	83,018.00	0.00	82,698.87	0.00	319.30	83,018.17
0000305852	FACILITIES & MOVING COORD	47,326.50	47,326.50	0.00	46,386.08	912.37	4,574.93	51,873.38
0000321905	*PT BUS OPERATOR	0.00	0.00	0.00	20,155.79	0.00	0.00	20,155.79



## MARTOC REPORT

EE NUMBER	TITLE	FY 19	FY 20	DIFFERENCE	REGULAR	OVERTIME	OTHER	TOTAL
		BASE SALARY	BASE SALARY	+/-	EARNINGS	EARNINGS	EARNINGS	EARNINGS
0000335384	*BUS OPERATOR	44,678.40	49,649.60	4,971.20	48,629.00	5,260.00	0.00	53,889.00
0000329355	*BUS OPERATOR	48,193.60	49,649.60	1,456.00	48,594.85	236.59	0.00	48,831.44
0000305644	FOREMAN TRAIN CONTROL	52,936.00	60,777.60	7,841.60	61,572.56	29,943.20	225.00	91,740.76
0000304642	*SERVICEPERSON V	47,632.00	49,982.40	2,350.40	53,059.36	4,183.54	0.00	57,242.90
0000344070	*BUS OPERATOR	35,110.40	35,110.40	0.00	21,928.96	2,368.71	0.00	24,297.67
0000334394	*STATION AGENT	43,097.60	44,408.00	1,310.40	46,347.80	435.12	0.00	46,782.92
0000336311	CONTRACT SPECIALIST III	76,185.72	76,185.72	0.00	76,187.33	0.00	0.00	76,187.33
0000338537	*RAIL OPERATOR	38,792.00	44,844.80	6,052.80	41,231.38	5,030.67	2,592.58	48,854.63
0000326472	FIELD INSPECTOR	59,436.00	59,436.00	0.00	61,075.39	15,151.01	8,534.40	84,760.80
0000332956	TRANSIT POLICE OFFICER SR (DATE LAST EMPLOYED 27-Sep-2019)	60,465.60	60,465.60	0.00	14,533.07	3,574.12	2,906.80	21,013.99
0000343678	*JOURNEYMAN BUS TECHNICIAN	47,320.00	47,320.00	0.00	37,452.83	1,103.78	0.00	38,556.61
0000305814	*STATION AGENT	43,617.60	44,928.00	1,310.40	41,989.70	6,319.10	2,304.80	50,613.60
0000336312	SR DATABASE ADMINISTRATOR	104,860.60	104,860.60	0.00	104,863.65	0.00	4,301.99	109,165.64
0000335630	*JOURNEYMAN OVERHAULER	51,292.80	54,537.60	3,244.80	56,264.82	9,567.52	0.00	65,832.34
0000332792	FINANCE ADMINISTRATOR	50,739.00	60,028.28	9,289.28	56,137.04	388.39	2,308.80	58,834.23
0000344164	*BUS OPERATOR	35,110.40	35,110.40	0.00	20,897.54	2,999.38	0.00	23,896.92
0000341338	*BUS OPERATOR	34,070.40	38,729.60	4,659.20	25,349.25	11,418.95	0.00	36,768.20
0000303186	*BUS OPERATOR	48,713.60	50,169.60	1,456.00	56,901.04	37,006.01	0.00	93,907.05
0000333882	PARALEGAL	57,135.00	57,135.00	0.00	56,999.86	320.07	0.00	57,319.93
0000302293	GEN FOREMAN COMM TELEPHONE (DATE LAST EMPLOYED 01-Apr-2020)	77,183.86	77,183.86	0.00	60,262.31	0.00	10,909.65	71,171.96
0000333694	*JOURNEYMAN BUS TECHNICIAN	52,124.80	53,705.60	1,580.80	53,254.96	629.93	225.00	54,109.89
0000344198	*JOURNEYMAN ET-RAIL CAR MAINT	51,272.00	51,272.00	0.00	26,900.44	0.00	0.00	26,900.44
0000342353	TRANSIT POLICE OFFICER	40,851.20	42,515.20	1,664.00	34,914.51	4,454.43	1,407.34	40,776.28
0000335989	*BUS OPERATOR	41,121.60	46,030.40	4,908.80	39,875.60	6,716.11	1,623.57	48,215.28
0000331556	OFFICE ADMINISTRATOR II	57,560.88	57,560.88	0.00	57,636.30	0.00	2,435.29	60,071.59
0000327737	FARE COLLECTION PROCESSOR	26,091.00	26,091.00	0.00	27,019.84	158.22	495.06	27,673.12
0000321601	*SERVICEPERSON I	36,899.20	38,022.40	1,123.20	38,130.25	545.37	0.00	38,675.62
0000331291	*BUS OPERATOR	48,193.60	49,649.60	1,456.00	47,565.22	5,337.55	0.00	52,902.77
0000331189	*JOURNEYMAN RAIL CAR MECHANIC	52,936.00	54,537.60	1,601.60	54,702.00	6,591.52	1,243.00	62,536.52
0000340014	DIR TRANSIT RESEARCH ANALYSIS	129,718.42	129,718.42	0.00	129,720.48	0.00	0.00	129,720.48
0000342160	*BUS OPERATOR	34,070.40	38,729.60	4,659.20	35,403.85	3,789.53	0.00	39,193.38
0000304039	*SERVICEPERSON I	36,899.20	38,542.40	1,643.20	35,368.68	4,903.96	4,346.70	44,619.34
0000320320	*RAIL STATION CLEANER	32,947.20	33,945.60	998.40	34,712.68	3,378.96	0.00	38,091.64
0000302149	*JOURNEYMAN RAIL CAR MECHANIC	53,456.00	55,057.60	1,601.60	53,652.79	46,180.58	687.60	100,520.97
0000335495	*RAIL OPERATOR	44,678.40	49,649.60	4,971.20	42,958.31	12,019.82	171.84	55,149.97

METROPOLITAN ATLANTA RAPID TRANSIT AUTHORITY (MARTA)  
MARTOC REPORT

EE NUMBER	TITLE	FY 19 BASE SALARY	FY 20 BASE SALARY	DIFFERENCE +/-	REGULAR EARNINGS	OVERTIME EARNINGS	OTHER EARNINGS	TOTAL EARNINGS
0000338097	CONTRACT PROFESSIONAL	0.00	0.00	0.00	67,028.50	17.95	0.00	67,046.45
0000324935	BUS RADIO MAINTENANCE SPEC	63,772.80	63,772.80	0.00	68,198.28	6,880.52	0.00	75,078.80
0000322118	*BUS OPERATOR	48,193.60	49,649.60	1,456.00	58,897.29	11,896.17	1,510.88	72,304.34
0000302612	*BUS OPERATOR	48,713.60	50,169.60	1,456.00	38,939.31	4,390.47	0.00	43,329.78
0000331994	*BUS OPERATOR	48,193.60	49,649.60	1,456.00	44,986.83	1,421.27	4,706.80	51,114.90
0000302058	*BUS OPERATOR	48,713.60	50,169.60	1,456.00	48,577.90	4,341.36	0.00	52,919.26
0000332235	SECURITY TECHNICIAN	39,166.40	39,166.40	0.00	39,252.13	356.46	1,506.40	41,114.99
0000342983	*BUS OPERATOR	34,070.40	35,110.40	1,040.00	36,779.54	6,005.14	0.00	42,784.68
0000304950	*JOURNEYMAN RAIL CAR MECHANIC	53,456.00	55,057.60	1,601.60	57,278.33	1,601.74	225.00	59,105.07
0000341509	TRANSIT POLICE OFFICER	44,200.00	45,947.20	1,747.20	45,336.07	22,265.89	2,803.70	70,405.66
0000307095	*REVENUE AGENT	47,902.40	49,358.40	1,456.00	49,547.49	4,666.84	0.00	54,214.33
0000303793	TRANSIT POLICE OFFICER SPECIAL	62,878.40	62,878.40	0.00	61,191.71	15,983.74	9,752.43	86,927.88
0000334494	*BUS OPERATOR	44,678.40	49,649.60	4,971.20	48,053.40	8,688.37	3,144.16	59,885.93
0000332819	MARKETING COORDINATOR (DATE LAST EMPLOYED 05-Nov-2019)	65,786.76	65,786.76	0.00	24,290.54	0.00	18,723.93	43,014.47
0000316333	*BUS OPERATOR	48,193.60	49,649.60	1,456.00	49,179.15	10,397.33	2,707.36	62,283.84
0000316843	*MATERIAL CONTROLLER	49,129.60	50,606.40	1,476.80	54,471.37	4,290.67	312.97	59,075.01
0000340740	SUPT LIGHT RAIL MAINT	81,689.66	89,620.70	7,931.04	88,595.41	0.00	0.00	88,595.41
0000340451	*BUS OPERATOR	34,070.40	38,729.60	4,659.20	38,960.18	8,060.30	893.76	47,914.24
0000320763	*SERVICEPERSON I (A)	37,440.00	38,563.20	1,123.20	36,128.07	2,723.76	0.00	38,851.83
0000343160	RAIL SERVICES CONTROLLER	71,552.00	71,552.00	0.00	72,232.62	891.99	0.00	73,124.61
0000337446	CJIT-POLICE DISPATCHER	44,387.20	44,387.20	0.00	47,783.97	14,987.15	0.00	62,771.12
0000315209	TRANSIT POLICE LIEUTENANT	88,628.80	88,628.80	0.00	90,097.18	5,974.00	6,309.50	102,380.68
0000331813	*JOURNEYMAN ELEC POWER ELECT	52,936.00	54,537.60	1,601.60	46,294.82	2,017.76	5,448.45	53,761.03
0000332120	*BUS OPERATOR	48,193.60	49,649.60	1,456.00	51,612.19	22,824.40	185.36	74,621.95
0000341731	*JOURNEYMAN ET-COMPUTER MAINT	49,774.40	51,667.20	1,892.80	52,899.04	19,605.49	450.00	72,954.53
0000341474	*BUS OPERATOR	35,110.40	35,110.40	0.00	34,982.58	6,078.24	0.00	41,060.82
0000343525	*BUS OPERATOR	35,110.40	35,110.40	0.00	29,920.34	4,266.67	0.00	34,187.01
0000317504	*RAIL STATION CLEANER	32,947.20	33,945.60	998.40	34,720.36	0.00	0.00	34,720.36
0000307132	*BUS OPERATOR	44,678.40	49,649.60	4,971.20	49,784.71	13,749.65	0.00	63,534.36
0000342926	*JOURNEYMAN ELEC POWER ELECT	45,926.40	47,320.00	1,393.60	47,440.71	14,027.53	225.00	61,693.24
0000304627	SUPV TECH SUPPORT SVCS CENTR	77,812.02	77,812.02	0.00	75,520.68	0.00	8,873.73	84,394.41
0000306773	MGR CAD	102,486.02	102,486.02	0.00	102,486.33	0.00	0.00	102,486.33
0000328464	*JOURNEYMAN AUTOMOTIVE TECH	52,936.00	54,537.60	1,601.60	53,095.20	4,759.93	225.00	58,080.13
0000321706	*JOURNEYMAN TRACK WALKER	52,936.00	54,537.60	1,601.60	55,218.23	9,677.12	0.00	64,895.35

**METROPOLITAN ATLANTA RAPID TRANSIT AUTHORITY (MARTA)**  
**MARTOC REPORT**

EE NUMBER	TITLE	FY 19	FY 20	DIFFERENCE	REGULAR	OVERTIME	OTHER	TOTAL
		BASE SALARY	BASE SALARY	+/-	EARNINGS	EARNINGS	EARNINGS	EARNINGS
0000306118	SUPV BUS TRANSPORTATION	60,028.80	60,028.80	0.00	54,008.60	1,926.90	1,154.40	57,089.90
0000304986	SUPV RAIL LINE	62,608.00	62,608.00	0.00	66,619.89	16,528.06	4,497.40	87,645.35
0000337528	*BUS OPERATOR	41,121.60	46,030.40	4,908.80	41,199.22	9,918.18	2,636.72	53,754.12
0000302200	*JOURNEYMAN RAIL CAR MECHANIC	52,936.00	55,057.60	2,121.60	59,378.20	82,093.90	225.00	141,697.10
0000320152	*RAIL OPERATOR	48,193.60	49,649.60	1,456.00	50,757.36	7,094.33	2,688.46	60,540.15
0000304907	DIVISION DISPATCHER	60,028.80	62,379.20	2,350.40	63,347.55	3,335.47	1,499.50	68,182.52
0000337231	*RAIL OPERATOR	41,121.60	46,030.40	4,908.80	41,624.40	5,167.22	2,370.56	49,162.18
0000335438	*BUS OPERATOR	44,678.40	49,649.60	4,971.20	38,880.63	1,516.94	3,794.24	44,191.81
0000336496	*BUS OPERATOR	41,121.60	46,030.40	4,908.80	40,273.04	1,271.97	3,348.96	44,893.97
0000331882	TRANSIT POLICE OFFICER SR	55,931.20	58,156.80	2,225.60	57,698.02	2,729.26	2,978.40	63,405.68
0000338873	*JOURNEYMAN ET-RADIO MAINT	50,148.80	54,537.60	4,388.80	55,863.79	35,365.28	225.00	91,454.07
0000319543	*BUS OPERATOR	34,070.40	38,729.60	4,659.20	38,586.71	7,162.19	0.00	45,748.90
0000331264	TRANSIT POLICE OFFICER SR	55,931.20	58,156.80	2,225.60	56,049.24	12,787.67	279.60	69,116.51
0000316273	*RAIL OPERATOR	48,193.60	49,649.60	1,456.00	48,814.36	5,662.45	2,257.92	56,734.73
0000304909	*BUS OPERATOR (DATE LAST EMPLOYED 01-Nov-2019)	48,713.60	48,713.60	0.00	20,442.45	7,582.50	0.00	28,024.95
0000319050	*JOURNEYMAN STRUCTURAL INSPECT	52,936.00	54,537.60	1,601.60	58,571.11	22,748.19	0.00	81,319.30
0000320366	*RAIL STATION CLEANER	32,947.20	33,945.60	998.40	35,131.24	8,728.92	0.00	43,860.16
0000302190	*JOURNEYMAN ET-RADIO MAINT	53,456.00	55,057.60	1,601.60	55,278.42	235.92	225.00	55,739.34
0000338543	*BUS OPERATOR	37,585.60	42,369.60	4,784.00	34,059.87	8,187.18	0.00	42,247.05
0000305638	*SERVICEPERSON I	37,419.20	38,542.40	1,123.20	33,240.03	110.79	0.00	33,350.82
0000305930	CONTRACT PROFESSIONAL DISPATCH	0.00	0.00	0.00	67,087.20	8,743.80	0.00	75,831.00
0000342750	*BUS OPERATOR	34,070.40	35,110.40	1,040.00	35,860.42	4,039.91	0.00	39,900.33
0000342611	*BUS OPERATOR	34,070.40	38,729.60	4,659.20	32,303.90	4,954.37	0.00	37,258.27
0000302444	*BUS OPERATOR	48,193.60	49,649.60	1,456.00	47,985.07	0.00	572.88	48,557.95
0000335496	*JOURNEYMAN ET-RADIO MAINT	52,936.00	54,537.60	1,601.60	53,217.57	1,426.69	1,471.24	56,115.50
0000342908	CHF BUS OPS & URBAN PLANNING	260,000.00	260,000.00	0.00	272,188.31	0.00	0.00	272,188.31
0000326347	*JOURNEYMAN RAIL CAR MECHANIC	52,936.00	54,537.60	1,601.60	54,715.73	4,810.08	225.00	59,750.81
0000305716	*BUS OPERATOR (DATE LAST EMPLOYED 01-Apr-2020)	48,713.60	50,169.60	1,456.00	42,145.60	10,011.14	0.00	52,156.74
0000333580	*BUS OPERATOR	48,193.60	49,649.60	1,456.00	48,532.42	6,144.67	2,542.47	57,219.56
0000341604	*BUS OPERATOR	34,070.40	38,729.60	4,659.20	37,896.91	8,672.06	0.00	46,568.97
0000335505	*BUS OPERATOR	44,678.40	49,649.60	4,971.20	48,822.95	2,740.93	0.00	51,563.88
0000303371	*RAIL OPERATOR	48,713.60	50,169.60	1,456.00	51,550.25	2,847.34	0.00	54,397.59
0000342407	*BUS OPERATOR	34,070.40	38,729.60	4,659.20	35,878.50	3,912.54	0.00	39,791.04
0000303715	*BUS OPERATOR	48,713.60	50,169.60	1,456.00	52,395.84	16,005.59	0.00	68,401.43
0000320232	TRANSIT POLICE OFFICER SPECIAL	62,878.40	62,878.40	0.00	59,617.08	9,702.42	1,162.40	70,481.90

**METROPOLITAN ATLANTA RAPID TRANSIT AUTHORITY (MARTA)**  
**MARTOC REPORT**

EE NUMBER	TITLE	FY 19 BASE SALARY	FY 20 BASE SALARY	DIFFERENCE +/-	REGULAR EARNINGS	OVERTIME EARNINGS	OTHER EARNINGS	TOTAL EARNINGS
0000303402	*BUS OPERATOR	48,713.60	50,169.60	1,456.00	46,575.26	6,065.57	4,332.51	56,973.34
0000305573	*BUS OPERATOR	48,713.60	50,169.60	1,456.00	52,677.59	23,036.52	0.00	75,714.11
0000322347	MGR INSURANCE SAFETY	81,149.64	81,149.64	0.00	81,148.19	0.00	3,121.14	84,269.33
0000342410	*BUS OPERATOR	34,070.40	38,729.60	4,659.20	32,547.33	3,102.53	0.00	35,649.86
0000333478	*JOURNEYMAN AA BUS TECHNICIAN	52,936.00	54,537.60	1,601.60	53,628.48	2,315.71	225.00	56,169.19
0000344108	*BUS OPERATOR	35,110.40	35,110.40	0.00	21,153.00	2,373.52	0.00	23,526.52
0000302527	MGR BUSINESS DEV SALES (DATE LAST EMPLOYED 01-Apr-2020)	106,343.64	106,343.64	0.00	82,741.40	0.00	9,498.70	92,240.10
0000319031	*BUS OPERATOR	48,193.60	49,649.60	1,456.00	48,363.60	4,811.81	1,876.00	55,051.41
0000304690	*BUS OPERATOR	48,193.60	50,169.60	1,976.00	53,299.90	17,615.01	0.00	70,914.91
0000318791	*RAIL OPERATOR	48,193.60	49,649.60	1,456.00	42,153.31	4,276.18	3,948.36	50,377.85
0000302547	*BUS OPERATOR	48,713.60	50,169.60	1,456.00	48,123.40	5,736.36	1,103.49	54,963.25
0000337494	BUYER PLANNER III	72,184.32	72,184.32	0.00	72,260.91	0.00	0.00	72,260.91
0000326268	*JOURNEYMAN RAIL CAR MECHANIC	52,936.00	54,537.60	1,601.60	55,006.25	11,945.30	988.50	67,940.05
0000329016	*RAIL OPERATOR	48,193.60	49,649.60	1,456.00	47,780.39	6,508.29	3,877.39	58,166.07
0000332782	SR FINANCIAL ANALYST	91,224.90	100,081.54	8,856.64	99,449.53	0.00	1,873.55	101,323.08
0000324682	TRANSIT POLICE OFFICER SPECIAL	62,878.40	62,878.40	0.00	64,342.28	24,183.04	7,742.80	96,268.12
0000339024	*JOURNEYMAN AA BUS TECHNICIAN	49,254.40	52,665.60	3,411.20	54,510.55	34,061.95	225.00	88,797.50
0000342749	*BUS OPERATOR	34,070.40	35,110.40	1,040.00	28,449.03	4,231.56	0.00	32,680.59
0000305646	*JOURNEYMAN BODY REPAIR	53,456.00	55,057.60	1,601.60	57,343.55	31,215.87	225.00	88,784.42
0000327676	*JOURNEYMAN RAIL CAR MECHANIC	52,936.00	54,537.60	1,601.60	56,572.21	40,118.03	225.00	96,915.24
0000320573	*SERVICEPERSON I	36,899.20	38,022.40	1,123.20	23,524.24	212.88	1,078.52	24,815.64
0000343495	*BUS OPERATOR	35,110.40	35,110.40	0.00	30,700.97	4,552.11	0.00	35,253.08
0000332900	*BUS OPERATOR	48,193.60	49,649.60	1,456.00	51,156.72	7,939.33	0.00	59,096.05
0000332002	*BUS OPERATOR	48,193.60	49,649.60	1,456.00	51,055.72	8,242.04	0.00	59,297.76
0000306235	*JOURNEYMAN ET-RAIL CAR MAINT	52,936.00	54,537.60	1,601.60	62,692.10	35,783.71	225.00	98,700.81
0000339301	CUSTOMER CARE FIELD REP	44,382.00	44,382.00	0.00	43,430.07	8.29	0.00	43,438.36
0000332953	LOST & FOUND COORDINATOR	26,676.00	26,676.00	0.00	27,216.80	20.52	342.00	27,579.32
0000302720	*BUS OPERATOR	48,713.60	50,169.60	1,456.00	45,541.18	7,348.36	5,738.40	58,627.94
0000343454	*BUS OPERATOR	35,110.40	35,110.40	0.00	32,167.65	4,450.69	0.00	36,618.34
0000305970	CONTRACT PROFESSIONAL	0.00	0.00	0.00	48,944.90	2,745.50	0.00	51,690.40
0000306527	*BUS OPERATOR	48,193.60	50,169.60	1,976.00	45,034.31	13,273.64	3,825.61	62,133.56
0000340394	PROTECTIVE SPEC POLICE CADET	31,200.00	31,200.00	0.00	32,447.39	4,907.62	0.00	37,355.01
0000303155	SUPV BUS TRANSPORTATION	60,028.80	62,379.20	2,350.40	62,931.00	4,468.68	0.00	67,399.68
0000338055	*STATION AGENT	36,108.80	40,372.80	4,264.00	40,013.52	1,389.96	0.00	41,403.48

## MARTOC REPORT

EE NUMBER	TITLE	FY 19	FY 20	DIFFERENCE	REGULAR	OVERTIME	OTHER	TOTAL
		BASE SALARY	BASE SALARY	+/-	EARNINGS	EARNINGS	EARNINGS	EARNINGS
0000325943	*BUS OPERATOR	41,121.60	46,030.40	4,908.80	31,886.89	755.35	6,400.25	39,042.49
0000334680	TRANSIT POLICE OFFICER SR (DATE LAST EMPLOYED 13-Mar-2020)	51,708.80	53,768.00	2,059.20	39,756.18	8,651.11	4,484.98	52,892.27
0000341537	TRANSIT POLICE OFFICER	40,851.20	42,515.20	1,664.00	44,860.44	12,120.96	786.40	57,767.80
0000329417	*JOURNEYMAN ET-RADIO MAINT	45,926.40	54,537.60	8,611.20	52,311.47	18,312.00	225.00	70,848.47
0000337474	*BUS OPERATOR	41,121.60	46,030.40	4,908.80	45,462.23	11,431.26	474.48	57,367.97
0000334658	*BUS OPERATOR	44,678.40	49,649.60	4,971.20	39,931.75	6,710.26	1,665.92	48,307.93
0000340433	AUDITOR I	48,000.16	48,000.16	0.00	48,075.43	0.00	0.00	48,075.43
0000315206	SUPT RAIL CAR MAINT	60,756.80	75,316.02	14,559.22	72,516.84	1,644.30	7,261.26	81,422.40
0000305844	*BUS OPERATOR	48,193.60	50,169.60	1,976.00	51,724.15	21,763.32	0.00	73,487.47
0000319880	*BUS OPERATOR	48,193.60	49,649.60	1,456.00	37,296.10	5,052.26	741.44	43,089.80
0000317918	CONTRACT EMP PT POLICE OFFICER	0.00	0.00	0.00	39,727.88	444.20	0.00	40,172.08
0000328129	*BUS OPERATOR	48,193.60	49,649.60	1,456.00	44,831.83	10,405.98	741.44	55,979.25
0000334980	*BUS OPERATOR	44,678.40	49,649.60	4,971.20	41,961.50	2,145.88	2,870.81	46,978.19
0000342006	*BUS OPERATOR	34,070.40	38,729.60	4,659.20	36,998.65	5,517.98	1,297.65	43,814.28
0000307024	CONTRACT PROFESSIONAL	0.00	0.00	0.00	93,639.36	667.44	0.00	94,306.80
0000343787	*BUS OPERATOR	35,110.40	35,110.40	0.00	26,434.68	3,901.83	0.00	30,336.51
0000302675	*JOURNEYMAN SUPPORT EQUIPMENT	53,456.00	55,057.60	1,601.60	57,946.99	1,318.59	225.00	59,490.58
0000337707	DIR TECH SUPPORT SERVICES	116,922.52	148,405.92	31,483.40	146,047.99	0.00	0.00	146,047.99
0000317959	*BUS OPERATOR	48,193.60	49,649.60	1,456.00	48,356.88	573.23	1,494.08	50,424.19
0000342704	*JOURNEYMAN BUS TECHNICIAN	45,926.40	50,752.00	4,825.60	51,042.48	5,767.81	225.00	57,035.29
0000330540	SR INSTRUCTOR BUS TRANSPORT	75,835.24	75,835.24	0.00	76,333.49	0.00	0.00	76,333.49
0000338639	ACCOUNTANT III	60,273.72	64,517.44	4,243.72	62,145.89	0.00	5,062.00	67,207.89
0000303492	*SERVICEPERSON V	50,502.40	52,020.80	1,518.40	55,890.65	15,484.21	194.24	71,569.10
0000302829	SR EXECUTIVE ADMINISTRATOR	74,160.32	74,160.32	0.00	78,858.10	0.00	8,975.32	87,833.42
0000303122	SUPV BUS TRANSPORTATION	65,956.80	65,956.80	0.00	63,517.79	1,482.35	3,529.44	68,529.58
0000331588	*BUS OPERATOR	48,193.60	49,649.60	1,456.00	49,286.28	12,577.86	1,713.04	63,577.18
0000303217	TRANSIT POLICE LIEUTENANT	88,628.80	88,628.80	0.00	89,255.02	1,024.25	0.00	90,279.27
0000335205	*BUS OPERATOR	44,678.40	49,649.60	4,971.20	49,772.61	7,448.46	0.00	57,221.07
0000334769	*BUS OPERATOR	44,678.40	49,649.60	4,971.20	46,417.44	6,108.60	4,441.70	56,967.74
0000330683	*RAIL OPERATOR	48,193.60	49,649.60	1,456.00	46,386.06	6,165.00	3,264.66	55,815.72
0000339324	ADMINISTRATIVE ASSISTANT	37,732.50	37,732.50	0.00	37,962.42	316.35	948.90	39,227.67
0000340599	*STATION AGENT	37,211.20	37,211.20	0.00	22,429.18	1,126.69	0.00	23,555.87
0000343485	FIRE PROTECTION ENGINEER VI	95,962.10	95,962.10	0.00	80,584.65	0.00	0.00	80,584.65
0000302302	*RAIL OPERATOR	48,713.60	50,169.60	1,456.00	53,137.18	36,010.40	0.00	89,147.58
0000317917	SR ADJUSTER LIABILITY LITIG	69,356.82	69,356.82	0.00	69,434.94	0.00	4,806.62	74,241.56

METROPOLITAN ATLANTA RAPID TRANSIT AUTHORITY (MARTA)  
MARTOC REPORT

EE NUMBER	TITLE	FY 19 BASE SALARY	FY 20 BASE SALARY	DIFFERENCE +/-	REGULAR EARNINGS	OVERTIME EARNINGS	OTHER EARNINGS	TOTAL EARNINGS
0000320361	*RAIL STATION CLEANER	32,947.20	33,945.60	998.40	30,800.80	6,585.30	3,489.74	40,875.84
0000330388	SR PROJECT MANAGER	114,355.54	114,355.54	0.00	114,389.01	0.00	3,311.97	117,700.98
0000318792	*BUS OPERATOR	48,193.60	49,649.60	1,456.00	52,951.68	10,504.93	1,297.52	64,754.13
0000305628	*JOURNEYMAN BUS TECHNICIAN (DATE LAST EMPLOYED 01-Apr-2020)	52,644.80	54,225.60	1,580.80	47,546.29	3,058.31	225.00	50,829.60
0000319671	TRANSIT POLICE OFFICER SR	60,465.60	60,465.60	0.00	62,040.44	3,377.63	2,701.12	68,119.19
0000316610	*BUS OPERATOR	48,193.60	49,649.60	1,456.00	44,752.48	8,394.08	3,207.12	56,353.68
0000342506	*BUS OPERATOR	34,070.40	38,729.60	4,659.20	36,410.65	10,905.95	0.00	47,316.60
0000304686	*BUS OPERATOR	48,713.60	50,169.60	1,456.00	52,479.04	17,206.16	0.00	69,685.20
0000322946	CAPITAL PROJECT COORDINATOR	72,745.92	72,745.92	0.00	70,628.00	0.00	6,193.91	76,821.91
0000337368	*RAIL STATION CLEANER	32,947.20	33,945.60	998.40	27,327.76	1,772.64	380.16	29,480.56
0000336501	*BUS OPERATOR	37,585.60	42,369.60	4,784.00	41,573.01	9,867.48	977.76	52,418.25
0000302098	ELECTRICAL ENGINEER VI	102,512.28	102,512.28	0.00	102,511.49	0.00	1,971.39	104,482.88
0000338404	*BUS OPERATOR	37,585.60	42,369.60	4,784.00	40,698.99	3,555.53	1,230.09	45,484.61
0000342609	CONFIG MGMT SPECIALIST II	57,000.06	57,000.06	0.00	57,075.29	0.00	2,156.38	59,231.67
0000304269	*BUS OPERATOR	48,193.60	49,649.60	1,456.00	50,492.41	16,379.30	2,487.69	69,359.40
0000338023	FOREMAN CUSTODIAL SERVICES	36,899.20	48,921.60	12,022.40	43,911.16	3,954.86	1,881.60	49,747.62
0000333524	*RAIL STATION CLEANER	32,947.20	33,945.60	998.40	35,579.32	8,995.68	0.00	44,575.00
0000343520	*BUS OPERATOR	35,110.40	35,110.40	0.00	30,571.38	4,833.19	0.00	35,404.57
0000303694	CONTRACT EMP PT POLICE OFFICER	33,475.00	33,475.00	0.00	24,548.25	57.94	0.00	24,606.19
0000343473	*BUS OPERATOR	35,110.40	35,110.40	0.00	31,672.28	5,963.59	0.00	37,635.87
0000305366	CONTRACT PROFESSIONAL (DATE LAST EMPLOYED 31-Mar-2020)	0.00	0.00	0.00	41,255.00	24,086.50	0.00	65,341.50
0000320445	SR EXECUTIVE ADMINISTRATOR	74,160.32	74,160.32	0.00	74,278.88	0.00	3,951.71	78,230.59
0000317910	TRANSIT POLICE OFFICER SR	60,465.60	60,465.60	0.00	62,200.98	32,075.12	4,606.40	98,882.50
0000331375	TRANSIT POLICE OFFICER SR	62,878.40	60,465.60	-2,412.80	61,611.63	9,354.71	5,130.23	76,096.57
0000333697	TRANSIT POLICE OFFICER SR	49,691.20	51,708.80	2,017.60	50,147.35	8,324.05	2,582.41	61,053.81
0000327311	*JOURNEYMAN RAIL CAR MECHANIC	52,936.00	54,537.60	1,601.60	55,704.23	16,950.42	225.00	72,879.65
0000328954	*SERVICEPERSON I	35,339.20	38,022.40	2,683.20	40,481.41	2,193.14	0.00	42,674.55
0000305652	*BUS OPERATOR	48,193.60	50,169.60	1,976.00	54,589.82	34,608.34	0.00	89,198.16
0000304650	SUPV RIDESTORE OPERATIONS	59,476.56	59,476.56	0.00	58,478.33	0.00	6,073.57	64,551.90
0000334018	*BUS OPERATOR	48,193.60	49,649.60	1,456.00	49,478.40	8,456.31	3,295.09	61,229.80
0000304626	SUPV BREEZE MEDIA DIST RIDE ST	63,387.74	69,726.28	6,338.54	65,917.49	0.00	473.40	66,390.89
0000339128	*STATION AGENT	37,440.00	37,211.20	-228.80	39,552.86	11,350.93	1,648.98	52,552.77
0000322991	OFFICE ADMINISTRATOR II	60,302.58	60,302.58	0.00	60,377.21	0.00	0.00	60,377.21
0000332510	TRANSIT POLICE OFFICER SR	53,768.00	55,931.20	2,163.20	56,187.27	10,144.69	0.00	66,331.96

## MARTOC REPORT

EE NUMBER	TITLE	FY 19	FY 20	DIFFERENCE	REGULAR	OVERTIME	OTHER	TOTAL
		BASE SALARY	BASE SALARY	+/-	EARNINGS	EARNINGS	EARNINGS	EARNINGS
0000303663	*BUS OPERATOR	48,713.60	50,169.60	1,456.00	53,575.70	17,918.14	0.00	71,493.84
0000320931	FOREMAN POWER	62,608.00	62,608.00	0.00	67,031.90	12,555.60	602.00	80,189.50
0000338914	CUSTOMER CARE REP	39,916.50	39,916.50	0.00	34,336.84	0.00	1,305.01	35,641.85
0000304127	*BUS OPERATOR	48,193.60	49,649.60	1,456.00	37,936.28	3,507.77	5,650.40	47,094.45
0000320286	SCHEDULE ANALYST II	60,302.58	60,302.58	0.00	56,249.85	0.00	4,128.24	60,378.09
0000337401	INSTRUCTOR BUS OPERATIONS	58,344.00	58,344.00	0.00	56,644.33	16,126.61	785.40	73,556.34
0000342872	*BUS OPERATOR (DATE LAST EMPLOYED 10-Jan-2020)	34,070.40	34,070.40	0.00	20,145.69	4,323.40	0.00	24,469.09
0000343387	*BUS OPERATOR	35,110.40	35,110.40	0.00	33,490.57	3,755.76	0.00	37,246.33
0000334470	*JOURNEYMAN ELEC POWER ELECT	52,936.00	54,537.60	1,601.60	54,532.44	33,643.12	1,872.28	90,047.84
0000319447	ASST SUPV FIELD DATA COLL	54,350.40	54,350.40	0.00	29,133.49	492.48	0.00	29,625.97
0000344322	SUPV CAR REPAIR INSPECTION	58,968.00	58,968.00	0.00	30,059.00	907.20	0.00	30,966.20
0000328286	*BUS OPERATOR	48,193.60	49,649.60	1,456.00	40,433.17	3,242.67	0.00	43,675.84
0000324740	SR DIR CUSTOMER & EMP EXPER	150,000.24	150,000.24	0.00	114,294.52	0.00	0.00	114,294.52
0000343775	*BUS OPERATOR	35,110.40	35,110.40	0.00	26,287.94	3,941.63	0.00	30,229.57
0000315290	QA SPECIALIST	64,452.18	64,452.18	0.00	65,106.88	0.00	6,032.87	71,139.75
0000304899	*BUS OPERATOR	48,193.60	50,169.60	1,976.00	52,322.03	13,931.97	192.96	66,446.96
0000315236	*JOURNEYMAN TRACK WALKER	52,936.00	54,537.60	1,601.60	57,189.94	19,003.80	0.00	76,193.74
0000327289	*BUS OPERATOR	48,193.60	49,649.60	1,456.00	50,897.03	10,616.49	2,061.36	63,574.88
0000322680	*JOURNEYMAN RAIL CAR MECHANIC	52,936.00	54,537.60	1,601.60	55,862.86	22,280.45	225.00	78,368.31
0000331668	*STATION AGENT	43,097.60	44,408.00	1,310.40	45,404.75	6,099.88	512.40	52,017.03
0000330892	*BUS OPERATOR	48,193.60	49,649.60	1,456.00	43,443.61	9,259.50	185.36	52,888.47
0000319607	*JOURNEYMAN ET-RAIL CAR MAINT	52,936.00	54,537.60	1,601.60	59,337.96	19,665.75	225.00	79,228.71
0000319452	*BUS OPERATOR	48,193.60	49,649.60	1,456.00	42,428.78	13,254.47	3,414.88	59,098.13
0000338910	*BUS OPERATOR	37,585.60	42,369.60	4,784.00	42,706.19	7,405.49	0.00	50,111.68
0000337602	*RAIL STATION CLEANER	32,947.20	33,945.60	998.40	34,842.44	7,395.69	0.00	42,238.13
0000322447	*BUS OPERATOR	48,193.60	49,649.60	1,456.00	45,396.85	279.98	5,190.08	50,866.91
0000343673	*BUS OPERATOR	35,110.40	35,110.40	0.00	26,596.83	3,780.37	0.00	30,377.20
0000329338	SUPV BUS TRANSPORTATION	60,028.80	62,379.20	2,350.40	63,513.50	1,424.81	479.84	65,418.15
0000304041	*BUS OPERATOR	48,713.60	50,169.60	1,456.00	53,769.11	12,138.33	0.00	65,907.44
0000305758	*SERVICEPERSON II	37,419.20	38,542.40	1,123.20	41,462.60	6,042.55	0.00	47,505.15
0000320876	*JOURNEYMAN ELEC POWER ELECT	52,936.00	54,537.60	1,601.60	55,325.56	11,541.52	1,866.12	68,733.20
0000322378	GEN SUPT CONTROL CENTER	97,338.02	97,338.02	0.00	97,835.28	0.00	3,993.36	101,828.64
0000321954	*RAIL OPERATOR	48,193.60	49,649.60	1,456.00	41,125.65	3,519.73	4,690.00	49,335.38
0000302142	INSTRUCTOR CAR MAINT ELECT	62,691.20	62,691.20	0.00	63,374.00	3,117.18	0.00	66,491.18
0000343058	*BUS OPERATOR	34,070.40	35,110.40	1,040.00	36,119.67	6,004.25	0.00	42,123.92

**METROPOLITAN ATLANTA RAPID TRANSIT AUTHORITY (MARTA)**  
**MARTOC REPORT**

EE NUMBER	TITLE	FY 19 BASE SALARY	FY 20 BASE SALARY	DIFFERENCE +/-	REGULAR EARNINGS	OVERTIME EARNINGS	OTHER EARNINGS	TOTAL EARNINGS
0000333412	*BUS OPERATOR	48,193.60	49,649.60	1,456.00	50,949.87	20,221.36	943.60	72,114.83
0000328919	DISPATCHER RADIO COMMUNICATION	58,822.40	61,193.60	2,371.20	63,434.30	9,586.93	0.00	73,021.23
0000344352	TRANSIT POLICE OFFICER SR	53,768.00	53,768.00	0.00	30,268.50	5,254.04	0.00	35,522.54
0000319812	*BUS OPERATOR	48,193.60	49,649.60	1,456.00	51,754.00	14,183.98	0.00	65,937.98
0000316268	*BUS OPERATOR	48,193.60	49,649.60	1,456.00	36,890.36	58.05	3,890.43	40,838.84
0000306623	DISPATCHER RADIO COMMUNICATION	62,441.60	62,441.60	0.00	62,644.81	6,872.85	5,175.88	74,693.54
0000343713	*JOURNEYMAN AA BUS TECHNICIAN	52,478.40	52,478.40	0.00	35,598.20	1,286.61	0.00	36,884.81
0000322159	*SERVICEPERSON I	37,440.00	38,022.40	582.40	36,432.49	1,613.46	0.00	38,045.95
0000326198	IT QUALITY ASSURANCE ENGINEER	99,458.84	99,458.84	0.00	99,573.94	0.00	3,713.92	103,287.86
0000305856	REDUCED FARE REPRESENTATIVE	37,011.00	37,011.00	0.00	36,748.03	112.04	2,277.60	39,137.67
0000302325	*JOURNEYMAN BUS TECHNICIAN	52,124.80	53,705.60	1,580.80	59,720.60	38,492.14	225.00	98,437.74
0000343173	*BUS OPERATOR	34,070.40	35,110.40	1,040.00	36,089.55	5,096.97	0.00	41,186.52
0000335739	*BUS OPERATOR	44,678.40	49,649.60	4,971.20	46,364.25	11,964.13	2,221.92	60,550.30
0000335872	SR CONTRACT SPECIALIST	87,381.84	87,381.84	0.00	94,189.27	0.00	0.00	94,189.27
0000313012	MGR ARCHITECTURE	108,965.22	108,965.22	0.00	108,967.77	0.00	0.00	108,967.77
0000323024	*JOURNEYMAN BUS TECHNICIAN (DATE LAST EMPLOYED 28-Jan-2020)	52,124.80	52,124.80	0.00	21,651.84	3,815.40	0.00	25,467.24
0000334178	*RAIL OPERATOR	48,193.60	49,649.60	1,456.00	49,076.25	4,850.23	1,723.97	55,650.45
0000343980	*BUS OPERATOR	35,110.40	35,110.40	0.00	23,699.31	1,678.24	0.00	25,377.55
0000343519	*BUS OPERATOR	35,110.40	35,110.40	0.00	30,654.85	4,518.45	0.00	35,173.30
0000311394	*JOURNEYMAN ET-RAIL CAR MAINT	52,936.00	54,537.60	1,601.60	54,259.12	385.23	225.00	54,869.35
0000334485	DIVISION DISPATCHER	58,822.40	58,822.40	0.00	60,118.32	5,034.06	0.00	65,152.38
0000341154	*BUS OPERATOR	34,070.40	38,729.60	4,659.20	37,748.09	9,160.69	297.92	47,206.70
0000332720	SUPV CAR REPAIR INSPECTION	64,459.20	64,459.20	0.00	66,479.66	6,890.85	4,958.40	78,328.91
0000302526	*RAIL STATION CLEANER	29,577.60	33,945.60	4,368.00	31,967.90	491.76	363.36	32,823.02
0000303973	*JOURNEYMAN ET-TRAIN CONTROL	52,936.00	54,537.60	1,601.60	60,443.86	42,055.78	225.00	102,724.64
0000341608	*BUS OPERATOR	34,070.40	38,729.60	4,659.20	38,690.72	7,164.86	0.00	45,855.58
0000305168	*BUS OPERATOR (DATE LAST EMPLOYED 01-Feb-2020)	48,713.60	50,169.60	1,456.00	36,853.93	11,156.68	0.00	48,010.61
0000323022	*JOURNEYMAN ET-TELEPHONE MAINT	52,936.00	54,537.60	1,601.60	58,609.28	15,159.73	225.00	73,994.01
0000323243	*BUS OPERATOR	48,193.60	49,649.60	1,456.00	47,867.76	11,327.35	2,918.08	62,113.19
0000344212	*BUS OPERATOR	35,110.40	35,110.40	0.00	19,665.82	2,326.29	0.00	21,992.11
0000342403	*BUS OPERATOR	34,070.40	38,729.60	4,659.20	36,574.96	5,555.97	0.00	42,130.93
0000333105	*BUS OPERATOR	48,193.60	49,649.60	1,456.00	51,421.94	8,859.64	0.00	60,281.58
0000321836	INSTRUCTOR BUS OPERATIONS	60,673.60	60,673.60	0.00	61,646.44	7,930.20	4,813.05	74,389.69
0000303083	*BUS OPERATOR (DATE LAST EMPLOYED 01-Oct-2019)	48,193.60	48,193.60	0.00	17,824.25	5,899.34	0.00	23,723.59



## MARTOC REPORT

EE NUMBER	TITLE	FY 19 BASE SALARY	FY 20 BASE SALARY	DIFFERENCE +/-	REGULAR EARNINGS	OVERTIME EARNINGS	OTHER EARNINGS	TOTAL EARNINGS
0000317785	*BUS OPERATOR	48,193.60	49,649.60	1,456.00	33,743.10	882.32	2,825.20	37,450.62
0000330980	*RAIL OPERATOR	48,193.60	49,649.60	1,456.00	54,138.98	19,076.44	0.00	73,215.42
0000338541	*BUS OPERATOR	34,070.40	38,729.60	4,659.20	37,961.54	6,286.86	0.00	44,248.40
0000326715	*BUS OPERATOR	48,193.60	49,649.60	1,456.00	50,762.11	11,956.44	2,993.76	65,712.31
0000320428	*BUS OPERATOR	48,193.60	49,649.60	1,456.00	43,823.80	881.71	3,768.80	48,474.31
0000334379	*JOURNEYMAN ELEC POWER ELECT	52,936.00	54,537.60	1,601.60	53,038.99	5,828.56	1,452.76	60,320.31
0000327455	*BUS OPERATOR	48,193.60	49,649.60	1,456.00	51,808.04	16,440.30	0.00	68,248.34
0000328291	*BUS OPERATOR	48,193.60	49,649.60	1,456.00	48,160.59	4,595.31	2,617.44	55,373.34
0000330915	*BUS OPERATOR	48,193.60	49,649.60	1,456.00	50,554.95	17,225.15	1,128.96	68,909.06
0000337878	*BUS OPERATOR	41,121.60	46,030.40	4,908.80	43,154.19	7,337.26	1,005.60	51,497.05
0000302913	*MATERIAL CONTROLLER	49,608.00	51,126.40	1,518.40	47,059.41	807.71	1,983.84	49,850.96
0000320171	WIRELESS DEVICES ADMINISTRATOR	69,852.38	69,852.38	0.00	69,387.69	0.00	1,343.32	70,731.01
0000331311	*RAIL OPERATOR	37,585.60	42,369.60	4,784.00	41,023.17	8,214.33	1,936.32	51,173.82
0000342892	*BUS OPERATOR	34,070.40	35,110.40	1,040.00	34,791.99	5,506.83	0.00	40,298.82
0000304741	*PT BUS OPERATOR	0.00	0.00	0.00	21,874.06	0.00	0.00	21,874.06
0000317666	GIS ANALYST III	82,628.78	82,628.78	0.00	76,587.66	0.00	6,038.39	82,626.05
0000321158	MGR COST ESTIMATION	105,835.08	105,835.08	0.00	105,953.13	0.00	8,022.60	113,975.73
0000335307	*BUS OPERATOR	44,678.40	49,649.60	4,971.20	47,695.83	6,984.36	0.00	54,680.19
0000305221	TRANSIT POLICE OFFICER SPECIAL	62,878.40	62,878.40	0.00	66,690.12	30,342.24	9,539.05	106,571.41
0000331584	*JOURNEYMAN ET-TRAIN CONTROL	52,936.00	54,537.60	1,601.60	53,949.53	9,866.69	2,037.30	65,853.52
0000341489	FIELD INSPECTOR (DATE LAST EMPLOYED 08-Jun-2020)	54,346.50	54,346.50	0.00	55,725.37	12,585.35	0.00	68,310.72
0000303721	SUPV BUS MAINTENANCE	52,124.80	57,262.40	5,137.60	57,659.50	13,497.77	3,578.90	74,736.17
0000341607	*BUS OPERATOR	34,070.40	38,729.60	4,659.20	36,962.22	7,148.96	1,120.01	45,231.19
0000318898	*BUS OPERATOR	48,193.60	49,649.60	1,456.00	44,820.18	7,305.99	4,706.80	56,832.97
0000343382	*BUS OPERATOR	35,110.40	35,110.40	0.00	31,081.05	2,419.12	0.00	33,500.17
0000344312	*JOURNEYMAN TRACK MAINTAINER	47,320.00	47,320.00	0.00	21,807.34	2,764.15	0.00	24,571.49
0000334696	MECHANICAL ENGINEER VI	80,600.00	84,880.90	4,280.90	83,567.09	0.00	1,197.91	84,765.00
0000342263	*BUS OPERATOR	34,070.40	38,729.60	4,659.20	36,452.85	7,846.05	0.00	44,298.90
0000320167	*JOURNEYMAN ET-RADIO MAINT	52,936.00	54,537.60	1,601.60	56,934.50	40,545.64	854.28	98,334.42
0000330686	DISPATCHER RADIO COMMUNICATION	48,193.60	57,116.80	8,923.20	40,368.47	6,025.94	398.17	46,792.58
0000332890	*BUS OPERATOR	48,193.60	49,649.60	1,456.00	42,601.13	6,528.26	5,185.73	54,315.12
0000322926	*BUS OPERATOR	48,193.60	49,649.60	1,456.00	52,133.83	20,170.87	0.00	72,304.70
0000302242	SUPT RAIL LINE	73,515.26	73,515.26	0.00	74,174.56	0.00	2,745.16	76,919.72
0000323512	*BUS OPERATOR	48,193.60	49,649.60	1,456.00	48,366.84	8,209.37	2,252.33	58,828.54
0000324863	*BUS OPERATOR	48,193.60	49,649.60	1,456.00	45,595.68	9,026.26	3,370.08	57,992.02

METROPOLITAN ATLANTA RAPID TRANSIT AUTHORITY (MARTA)  
MARTOC REPORT

EE NUMBER	TITLE	FY 19 BASE SALARY	FY 20 BASE SALARY	DIFFERENCE +/-	REGULAR EARNINGS	OVERTIME EARNINGS	OTHER EARNINGS	TOTAL EARNINGS
0000342303	*BUS OPERATOR	34,070.40	38,729.60	4,659.20	36,866.74	4,380.15	0.00	41,246.89
0000331115	*BUS OPERATOR	48,193.60	49,649.60	1,456.00	51,544.38	7,467.91	0.00	59,012.29
0000334842	*BUS OPERATOR	44,678.40	49,649.60	4,971.20	49,931.20	16,950.95	1,409.04	68,291.19
0000342724	TRANSIT POLICE OFFICER	39,291.20	44,200.00	4,908.80	44,472.06	8,552.39	1,112.35	54,136.80
0000342653	*BUS OPERATOR	34,070.40	35,110.40	1,040.00	33,972.80	8,380.18	0.00	42,352.98
0000323019	*BUS OPERATOR	48,193.60	49,649.60	1,456.00	50,382.94	14,845.10	653.40	65,881.44
0000317769	*JOURNEYMAN RAIL CAR MECHANIC	52,936.00	54,537.60	1,601.60	51,565.79	2,322.87	2,823.90	56,712.56
0000338083	*BUS OPERATOR	41,121.60	46,030.40	4,908.80	42,849.59	6,310.90	1,135.92	50,296.41
0000316942	OFFICE ADMINISTRATOR II	65,635.96	65,635.96	0.00	65,710.92	0.00	2,524.48	68,235.40
0000302942	SUPT BUS TRANSPORTATION	71,702.02	71,702.02	0.00	72,276.51	0.00	14,199.64	86,476.15
0000330985	*RAIL OPERATOR	48,193.60	49,649.60	1,456.00	51,483.96	7,294.18	1,112.16	59,890.30
0000303163	SAFETY OPERATIONAL OFFICER (DATE LAST EMPLOYED 28-Feb-2020)	72,774.00	72,774.00	0.00	51,139.51	271.73	7,806.23	59,217.47
0000302355	SUPV BUS MAINTENANCE	62,608.00	62,608.00	0.00	65,219.13	12,125.92	2,408.00	79,753.05
0000331309	*JOURNEYMAN TRACK MECHANIC	52,936.00	54,537.60	1,601.60	56,046.17	13,477.77	225.00	69,748.94
0000302127	*JOURNEYMAN ET-RAIL CAR MAINT	52,936.00	55,057.60	2,121.60	55,235.96	10,572.18	1,869.80	67,677.94
0000341622	*JOURNEYMAN BUS TECHNICIAN	45,926.40	50,752.00	4,825.60	50,423.52	6,481.11	225.00	57,129.63
0000302135	CONTRACT SERVICES COORDINATOR	52,936.00	60,777.60	7,841.60	57,925.44	2,252.35	0.00	60,177.79
0000338535	*BUS OPERATOR	38,792.00	44,844.80	6,052.80	44,976.49	9,915.32	0.00	54,891.81
0000315140	MGR ACCOUNTING	107,690.96	107,690.96	0.00	99,420.44	0.00	8,271.94	107,692.38
0000343089	*BUS OPERATOR	34,070.40	35,110.40	1,040.00	36,139.98	4,053.27	0.00	40,193.25
0000315066	*BUS OPERATOR (DATE LAST EMPLOYED 01-Nov-2019)	48,193.60	48,193.60	0.00	22,088.68	4,460.84	0.00	26,549.52
0000319681	IT ANALYST	74,934.34	74,934.34	0.00	75,105.42	0.00	4,612.30	79,717.72
0000328834	*BUS OPERATOR	48,193.60	49,649.60	1,456.00	51,755.39	15,409.16	1,134.56	68,299.11
0000320422	FOREMAN CUSTODIAL SERVICES	37,440.00	48,921.60	11,481.60	48,170.36	685.56	0.00	48,855.92
0000302256	SUPT BUS MAINTENANCE GARAGE	75,021.44	75,021.44	0.00	75,521.14	0.00	4,256.22	79,777.36
0000302550	SUPT SERVICE QUALITY	82,220.06	82,220.06	0.00	80,833.34	0.00	12,007.60	92,840.94
0000339805	*JOURNEYMAN BUS TECHNICIAN	48,776.00	51,500.80	2,724.80	50,995.85	3,656.65	225.00	54,877.50
0000343572	*BUS OPERATOR	35,110.40	35,110.40	0.00	30,526.35	3,264.64	0.00	33,790.99
0000332205	*RAIL OPERATOR	48,193.60	49,649.60	1,456.00	48,057.78	17,172.60	3,233.09	68,463.47
0000332702	DIVISION DISPATCHER	56,555.20	58,760.00	2,204.80	59,481.44	4,008.37	0.00	63,489.81
0000342962	*BUS OPERATOR	34,070.40	35,110.40	1,040.00	35,991.38	7,704.05	0.00	43,695.43
0000305368	CONTRACT PROFESSIONAL DISPATCH	0.00	0.00	0.00	65,157.90	11,912.10	0.00	77,070.00
0000342853	CONTRACT EMP PT	0.00	0.00	0.00	22,437.30	0.00	0.00	22,437.30
0000303760	DIVISION DISPATCHER	63,044.80	63,044.80	0.00	64,968.14	19,885.40	8,789.90	93,643.44

## MARTOC REPORT

EE NUMBER	TITLE	FY 19	FY 20	DIFFERENCE	REGULAR	OVERTIME	OTHER	TOTAL
		BASE SALARY	BASE SALARY	+/-	EARNINGS	EARNINGS	EARNINGS	EARNINGS
0000303724	*JOURNEYMAN RAIL CAR MECHANIC	53,456.00	55,057.60	1,601.60	56,335.35	17,609.45	225.00	74,169.80
0000316111	*BUS OPERATOR	48,193.60	49,649.60	1,456.00	51,236.74	9,947.54	0.00	61,184.28
0000302826	*JOURNEYMAN RAIL CAR MECHANIC	53,456.00	55,057.60	1,601.60	55,357.97	2,987.63	225.00	58,570.60
0000303213	*JOURNEYMAN ET-TRAIN CONTROL	52,936.00	54,537.60	1,601.60	52,520.15	305.40	708.55	53,534.10
0000328469	*JOURNEYMAN BUS TECHNICIAN	52,124.80	53,705.60	1,580.80	54,251.50	425.75	225.00	54,902.25
0000343053	*BUS OPERATOR	34,070.40	35,110.40	1,040.00	36,065.38	4,168.05	0.00	40,233.43
0000315741	*RAIL STATION CLEANER	32,947.20	33,945.60	998.40	30,833.32	7,156.80	4,742.40	42,732.52
0000334407	*SERVICEPERSON IV	39,436.80	40,622.40	1,185.60	41,579.26	9,484.46	0.00	51,063.72
0000328832	*RAIL OPERATOR	48,193.60	49,649.60	1,456.00	45,733.51	12,230.12	0.00	57,963.63
0000315202	FOREMAN TRAIN CONTROL	63,814.40	63,814.40	0.00	65,483.60	37,225.12	7,976.80	110,685.52
0000315256	*BUS OPERATOR	35,110.40	35,110.40	0.00	33,403.22	6,453.97	0.00	39,857.19
0000340147	*RAIL STATION CLEANER	29,577.60	33,945.60	4,368.00	33,579.48	8,390.97	0.00	41,970.45
0000342163	*BUS OPERATOR	34,070.40	35,110.40	1,040.00	28,569.23	4,554.51	0.00	33,123.74
0000334851	*BUS OPERATOR	44,678.40	49,649.60	4,971.20	47,594.24	5,827.08	2,937.37	56,358.69
0000303699	*BUS OPERATOR	48,713.60	50,169.60	1,456.00	53,499.29	14,111.43	0.00	67,610.72
0000305187	*JOURNEYMAN ET-RADIO MAINT	53,456.00	55,057.60	1,601.60	55,433.68	20,734.76	1,636.98	77,805.42
0000335286	MOBILITY CUSTOMER CARE REP	40,930.50	40,930.50	0.00	39,195.11	614.91	152.85	39,962.87
0000340898	*SERVICEPERSON I	29,577.60	34,444.80	4,867.20	32,265.15	924.11	0.00	33,189.26
0000331647	*BUS OPERATOR	48,193.60	49,649.60	1,456.00	50,508.39	29,111.95	2,415.28	82,035.62
0000343359	*BUS OPERATOR	35,110.40	35,110.40	0.00	33,169.54	5,168.94	0.00	38,338.48
0000323534	*JOURNEYMAN ET-COMPUTER MAINT	52,936.00	54,537.60	1,601.60	55,646.57	30,840.79	225.00	86,712.36
0000341772	*BUS OPERATOR	34,070.40	38,729.60	4,659.20	38,527.74	9,958.57	0.00	48,486.31
0000305204	*BUS OPERATOR	48,713.60	50,169.60	1,456.00	53,998.00	19,778.13	0.00	73,776.13
0000338517	TRANSIT POLICE OFFICER SR	51,708.80	51,708.80	0.00	52,917.51	14,360.49	0.00	67,278.00
0000320321	CONTRACT SERVICES INSPECTOR	36,732.80	36,732.80	0.00	37,364.22	195.24	423.84	37,983.30
0000324726	*BUS OPERATOR	48,193.60	49,649.60	1,456.00	50,603.39	17,464.65	1,140.16	69,208.20
0000303197	*JOURNEYMAN OVERHAULER	53,456.00	55,057.60	1,601.60	56,609.33	2,372.36	225.00	59,206.69
0000343095	*BUS OPERATOR	34,070.40	35,110.40	1,040.00	34,670.90	2,728.78	0.00	37,399.68
0000341476	*BUS OPERATOR	34,070.40	38,729.60	4,659.20	38,455.67	7,084.37	0.00	45,540.04
0000332051	SUPV RAIL LINE	44,678.40	58,968.00	14,289.60	53,473.48	6,760.89	2,466.69	62,701.06
0000320776	BUS/RAIL APC AFC ANALYST III (DATE LAST EMPLOYED 31-Jan-2020)	62,781.94	62,781.94	0.00	54,097.45	0.00	2,871.61	56,969.06
0000340984	TRANSIT POLICE OFFICER	44,200.00	45,947.20	1,747.20	47,422.76	14,764.43	2,939.65	65,126.84
0000344256	*BUS OPERATOR	35,110.40	35,110.40	0.00	19,586.40	1,315.89	0.00	20,902.29
0000314918	DISPATCHER-RAIL TRANSPORTATION	60,028.80	60,028.80	0.00	55,156.43	2,536.86	6,176.04	63,869.33
0000303695	*BUS OPERATOR	48,193.60	49,649.60	1,456.00	53,683.66	16,230.88	610.07	70,524.61

**METROPOLITAN ATLANTA RAPID TRANSIT AUTHORITY (MARTA)**  
**MARTOC REPORT**

EE NUMBER	TITLE	FY 19 BASE SALARY	FY 20 BASE SALARY	DIFFERENCE +/-	REGULAR EARNINGS	OVERTIME EARNINGS	OTHER EARNINGS	TOTAL EARNINGS
0000322148	SUPV BUS MAINTENANCE	62,608.00	62,608.00	0.00	64,986.78	12,298.07	0.00	77,284.85
0000338349	*BUS OPERATOR	34,070.40	38,729.60	4,659.20	37,260.27	5,627.18	0.00	42,887.45
0000335551	*RAIL OPERATOR	44,678.40	49,649.60	4,971.20	48,954.57	18,277.68	0.00	67,232.25
0000342747	*BUS OPERATOR	34,070.40	35,110.40	1,040.00	36,095.84	9,008.91	0.00	45,104.75
0000343381	*BUS OPERATOR	35,110.40	35,110.40	0.00	33,722.49	6,294.49	0.00	40,016.98
0000311602	*BUS OPERATOR	48,193.60	49,649.60	1,456.00	40,451.64	57.01	3,195.92	43,704.57
0000343937	*BUS OPERATOR	35,110.40	35,110.40	0.00	23,151.36	2,843.47	0.00	25,994.83
0000337575	*BUS OPERATOR	37,585.60	42,369.60	4,784.00	40,437.83	7,773.33	0.00	48,211.16
0000339003	TRANSIT SYSTEM PROJECT PLANNER	80,600.00	87,048.00	6,448.00	83,573.17	0.00	2,461.82	86,034.99
0000334247	MGR ITS APPLICATIONS	116,342.72	116,342.72	0.00	116,344.56	0.00	4,139.43	120,483.99
0000305926	TRANSIT POLICE OFFICER SR	39,707.20	60,465.60	20,758.40	60,625.56	6,938.58	5,026.01	72,590.15
0000340988	*BUS OPERATOR	34,070.40	38,729.60	4,659.20	38,284.48	7,197.62	1,191.68	46,673.78
0000317199	TRANSIT POLICE SERGEANT	72,758.40	72,758.40	0.00	72,725.80	33,037.03	0.00	105,762.83
0000329789	TECHNOLOGY BUSINESS MGMT SPEC	75,973.04	75,973.04	0.00	63,281.70	262.65	0.00	63,544.35
0000343067	*BUS OPERATOR	34,070.40	35,110.40	1,040.00	35,670.23	5,410.35	0.00	41,080.58
0000331116	SUPV RAIL LINE	48,193.60	58,968.00	10,774.40	58,981.60	14,395.22	6,800.27	80,177.09
0000302850	*BUS OPERATOR	48,713.60	50,169.60	1,456.00	46,310.04	1,960.18	3,229.92	51,500.14
0000322332	*JOURNEYMAN SUPPORT EQUIPMENT	52,936.00	54,537.60	1,601.60	56,816.88	26,771.56	225.00	83,813.44
0000337240	*BUS OPERATOR	41,121.60	46,030.40	4,908.80	35,291.10	14.95	237.24	35,543.29
0000332336	DIR CONTRACTS & PROCUREMENT	104,614.38	130,000.00	25,385.62	117,112.42	0.00	8,472.87	125,585.29
0000323208	TRANSIT POLICE OFFICER SR (DATE LAST EMPLOYED 16-Oct-2019)	60,465.60	60,465.60	0.00	19,381.96	6,676.58	2,082.28	28,140.82
0000344776	GOVT AFFAIRS PROG MGR	90,500.02	90,500.02	0.00	24,365.46	0.00	0.00	24,365.46
0000335203	INSTRUCTOR BUS TECHNICAL	60,756.80	60,756.80	0.00	62,940.98	13,025.06	0.00	75,966.04
0000338439	*RAIL OPERATOR	37,585.60	42,369.60	4,784.00	43,602.40	9,756.03	488.88	53,847.31
0000343060	CONTRACT PROFESSIONAL	0.00	0.00	0.00	19,195.50	1,118.25	0.00	20,313.75
0000330553	*RAIL OPERATOR	48,193.60	49,649.60	1,456.00	46,947.42	7,572.05	2,482.48	57,001.95
0000339633	CONTRACT SPECIALIST III	78,507.00	78,507.00	0.00	78,505.05	0.00	0.00	78,505.05
0000334495	*BUS OPERATOR	44,678.40	49,649.60	4,971.20	51,363.69	6,321.60	0.00	57,685.29
0000333341	*SR TRAFFIC CHECKER	37,606.40	38,750.40	1,144.00	39,568.16	177.32	0.00	39,745.48
0000302116	SUPT CONTROL CENTER	92,795.04	92,795.04	0.00	93,298.10	0.00	7,613.96	100,912.06
0000321480	*BUS OPERATOR	48,193.60	49,649.60	1,456.00	51,867.72	8,532.59	0.00	60,400.31
0000322221	*RAIL STATION CLEANER	32,947.20	33,945.60	998.40	32,249.56	4,392.72	1,935.36	38,577.64
0000303499	TRANSIT POLICE OFFICER SPECIAL	62,878.40	62,878.40	0.00	64,967.65	18,804.19	4,696.40	88,468.24
0000331399	*BUS OPERATOR	48,193.60	49,649.60	1,456.00	52,561.76	2,959.73	0.00	55,521.49

## MARTOC REPORT

EE NUMBER	TITLE	FY 19 BASE SALARY	FY 20 BASE SALARY	DIFFERENCE +/-	REGULAR EARNINGS	OVERTIME EARNINGS	OTHER EARNINGS	TOTAL EARNINGS
0000343862	*BUS OPERATOR	35,110.40	35,110.40	0.00	22,595.60	2,333.81	0.00	24,929.41
0000343709	*BUS OPERATOR	35,110.40	35,110.40	0.00	27,886.96	3,584.86	0.00	31,471.82
0000342920	CUSTOMER CARE REP (DATE LAST EMPLOYED 24-Jan-2020)	38,746.50	38,746.50	0.00	22,346.54	0.00	101.94	22,448.48
0000320950	SR ASSOCIATE COUNSEL	107,429.40	107,429.40	0.00	102,193.45	0.00	6,115.22	108,308.67
0000336089	*CUSTOMER INFORMATION OPERATOR	36,753.60	37,876.80	1,123.20	32,948.26	475.20	4,328.38	37,751.84
0000320485	SUPV BUS TRANSPORTATION	62,441.60	62,441.60	0.00	63,205.34	6,257.24	3,731.62	73,194.20
0000343789	*BUS OPERATOR	35,110.40	35,110.40	0.00	25,972.11	4,965.93	0.00	30,938.04
0000341082	*RAIL STATION CLEANER	29,577.60	32,115.20	2,537.60	31,824.39	2,957.94	0.00	34,782.33
0000303390	*SERVICEPERSON I	37,419.20	38,542.40	1,123.20	42,130.05	21,243.33	0.00	63,373.38
0000342206	*RAIL STATION CLEANER	27,851.20	32,115.20	4,264.00	30,506.39	641.45	351.60	31,499.44
0000343692	*BUS OPERATOR	35,110.40	35,110.40	0.00	24,392.85	2,690.34	0.00	27,083.19
0000342737	*BUS OPERATOR	34,070.40	35,110.40	1,040.00	31,968.64	6,622.21	0.00	38,590.85
0000331662	INSTRUCTOR BUS OPERATIONS	58,905.60	58,905.60	0.00	59,707.16	2,378.88	0.00	62,086.04
0000334699	*BUS OPERATOR	44,678.40	49,649.60	4,971.20	49,522.61	3,452.63	0.00	52,975.24
0000340058	IT BUSINESS ANALYST III (DATE LAST EMPLOYED 18-Oct-2019)	84,460.22	84,460.22	0.00	27,612.11	0.00	3,168.78	30,780.89
0000333046	*BUS OPERATOR	41,121.60	46,030.40	4,908.80	42,934.36	3,938.19	2,485.68	49,358.23
0000321067	DIVISION DISPATCHER	37,585.60	54,912.00	17,326.40	46,215.52	7,516.50	0.00	53,732.02
0000305880	*RAIL OPERATOR	48,713.60	50,169.60	1,456.00	50,158.55	22,307.06	1,937.36	74,402.97
0000320584	*MATERIAL CONTROLLER	49,129.60	50,606.40	1,476.80	49,188.84	44.29	1,511.68	50,744.81
0000335304	*BUS OPERATOR	44,678.40	49,649.60	4,971.20	42,407.05	4,127.34	3,725.95	50,260.34
0000304714	MAINTENANCE PLANNER BUS	61,131.20	61,131.20	0.00	63,335.25	4,366.51	0.00	67,701.76
0000341609	*BUS OPERATOR	34,070.40	38,729.60	4,659.20	28,304.15	5,998.18	1,698.24	36,000.57
0000339040	*BUS OPERATOR	37,585.60	42,369.60	4,784.00	38,516.68	2,874.01	2,812.48	44,203.17
0000305191	*SERVICEPERSON I	37,440.00	38,542.40	1,102.40	40,673.04	9,261.15	0.00	49,934.19
0000343712	BUILDING MAINT SPEC I	43,153.50	43,153.50	0.00	33,436.01	4,713.71	0.00	38,149.72
0000334988	*BUS OPERATOR	44,678.40	49,649.60	4,971.20	26,199.16	937.85	2,759.94	29,896.95
0000339168	*BUS OPERATOR	37,585.60	42,369.60	4,784.00	41,530.56	11,918.30	647.04	54,095.90
0000315243	*BUS OPERATOR	48,193.60	49,649.60	1,456.00	50,540.51	22,570.62	1,319.92	74,431.05
0000322131	*RAIL OPERATOR	48,193.60	49,649.60	1,456.00	46,818.75	10,894.61	2,673.44	60,386.80
0000335377	*SERVICEPERSON I	39,436.80	38,022.40	-1,414.40	39,950.56	3,359.84	0.00	43,310.40
0000342659	*BUS OPERATOR (DATE LAST EMPLOYED 24-Jan-2020)	34,070.40	34,070.40	0.00	19,685.25	2,195.13	0.00	21,880.38
0000303471	*JOURNEYMAN ET-TELEPHONE MAINT	53,456.00	55,057.60	1,601.60	53,477.76	562.06	225.00	54,264.82
0000323415	*RAIL OPERATOR	48,193.60	49,649.60	1,456.00	51,108.01	15,447.33	1,325.52	67,880.86
0000320655	*BUS OPERATOR	48,193.60	49,649.60	1,456.00	50,989.07	21,015.53	0.00	72,004.60

## MARTOC REPORT

EE NUMBER	TITLE	FY 19 BASE SALARY	FY 20 BASE SALARY	DIFFERENCE +/-	REGULAR EARNINGS	OVERTIME EARNINGS	OTHER EARNINGS	TOTAL EARNINGS
0000342976	*BUS OPERATOR	34,070.40	35,110.40	1,040.00	36,265.78	5,881.34	0.00	42,147.12
0000335493	TRANSIT POLICE OFFICER SPECIAL	60,465.60	62,878.40	2,412.80	66,038.18	38,494.08	4,836.80	109,369.06
0000303099	*BUS OPERATOR	48,193.60	49,649.60	1,456.00	51,443.45	9,323.99	763.84	61,531.28
0000344113	CJIT-POLICE DISPATCHER	40,601.60	40,601.60	0.00	25,687.48	1,866.60	0.00	27,554.08
0000316471	*MATERIAL CONTROLLER	46,113.60	49,566.40	3,452.80	47,814.06	5,173.83	1,880.66	54,868.55
0000323657	*BUS OPERATOR	48,193.60	49,649.60	1,456.00	49,019.85	5,416.59	1,297.52	55,733.96
0000321978	BREEZE MEDIA DIST AGENT	50,641.50	50,641.50	0.00	50,808.05	603.25	0.00	51,411.30
0000321040	*JOURNEYMAN RAIL CAR MECHANIC	52,936.00	54,537.60	1,601.60	54,674.14	9,819.02	924.20	65,417.36
0000336160	MGR ENVIRON HEALTH & SAFETY	104,704.86	104,704.86	0.00	105,202.66	0.00	1,779.99	106,982.65
0000302005	*BUS OPERATOR	48,193.60	49,649.60	1,456.00	19,087.61	1,083.68	2,697.98	22,869.27
0000343560	*BUS OPERATOR	35,110.40	35,110.40	0.00	31,202.38	3,930.93	0.00	35,133.31
0000338406	*RAIL OPERATOR (DATE LAST EMPLOYED 01-May-2020)	37,585.60	42,369.60	4,784.00	39,136.71	15,106.95	814.80	55,058.46
0000320314	FOREMAN CUSTODIAL SERVICES	50,398.40	50,398.40	0.00	53,234.42	3,423.00	1,938.99	58,596.41
0000328461	SUPV CAR REPAIR INSPECTION	64,459.20	64,459.20	0.00	65,300.63	4,815.93	2,953.66	73,070.22
0000335546	FOREMAN COMMUNICATION (DATE LAST EMPLOYED 24-Jan-2020)	62,608.00	62,608.00	0.00	37,766.39	4,351.06	2,548.57	44,666.02
0000314986	*JOURNEYMAN RAIL CAR MECHANIC	52,936.00	54,537.60	1,601.60	53,101.72	10,872.57	2,871.80	66,846.09
0000333469	SUPV BUS MAINTENANCE	60,756.80	60,756.80	0.00	63,738.11	11,848.18	0.00	75,586.29
0000329112	BUYER PLANNER III	75,019.36	75,019.36	0.00	75,019.15	0.00	0.00	75,019.15
0000320105	CONTRACT EMP PT POLICE OFFICER	0.00	0.00	0.00	39,972.50	1,815.38	0.00	41,787.88
0000303175	*MATERIAL CONTROLLER LEAD	49,649.60	52,686.40	3,036.80	54,813.10	4,917.86	0.00	59,730.96
0000324897	MGR EXEC OFFICE ADMINISTRATION	101,560.94	101,560.94	0.00	99,735.53	0.00	11,952.29	111,687.82
0000305510	SUPV BUS TRANSPORTATION (DATE LAST EMPLOYED 01-Oct-2019)	61,838.40	61,838.40	0.00	16,827.18	847.31	20,200.95	37,875.44
0000344659	*JOURNEYMAN BUS TECHNICIAN	47,320.00	47,320.00	0.00	18,746.59	1,441.80	0.00	20,188.39
0000334345	*BUS OPERATOR	44,678.40	49,649.60	4,971.20	51,465.30	11,622.34	0.00	63,087.64
0000344664	MECHANICAL ENGINEER VI	80,000.18	80,000.18	0.00	31,269.30	0.00	0.00	31,269.30
0000315242	TRANSIT POLICE OFFICER SPECIAL	62,878.40	62,878.40	0.00	62,793.37	20,330.03	6,942.40	90,065.80
0000337229	*BUS OPERATOR	41,121.60	46,030.40	4,908.80	41,230.29	5,393.62	2,527.18	49,151.09
0000303198	*RAIL OPERATOR	48,713.60	50,169.60	1,456.00	57,420.88	35,930.73	374.72	93,726.33
0000332477	SR DIR CORPORATE LAW	126,183.46	126,183.46	0.00	95,119.55	0.00	0.00	95,119.55
0000334679	SUPV RAIL LINE	62,608.00	62,608.00	0.00	63,666.49	2,067.49	12,341.00	78,074.98
0000303788	CONTRACT PROFESSIONAL	0.00	0.00	0.00	157,590.00	9,352.40	0.00	166,942.40
0000331053	*RAIL STATION CLEANER	32,947.20	33,945.60	998.40	34,015.96	5,115.24	1,844.40	40,975.60
0000323736	*SERVICEPERSON IV	39,436.80	40,622.40	1,185.60	40,802.16	9,334.57	1,718.64	51,855.37
0000337235	TRANSIT POLICE OFFICER SR	58,156.80	60,465.60	2,308.80	61,445.75	23,279.04	2,314.40	87,039.19

## MARTOC REPORT

EE NUMBER	TITLE	FY 19 BASE SALARY	FY 20 BASE SALARY	DIFFERENCE +/-	REGULAR EARNINGS	OVERTIME EARNINGS	OTHER EARNINGS	TOTAL EARNINGS
0000340066	*BUS OPERATOR	34,070.40	38,729.60	4,659.20	31,458.18	6,576.46	2,200.06	40,234.70
0000342820	CONTRACT PROFESSIONAL	0.00	0.00	0.00	54,061.67	1,003.37	0.00	55,065.04
0000334471	*BUS OPERATOR	44,678.40	49,649.60	4,971.20	50,379.93	17,564.08	3,747.37	71,691.38
0000304979	*JOURNEYMAN RAIL CAR MECHANIC	52,936.00	54,537.60	1,601.60	59,805.34	50,501.41	225.00	110,531.75
0000324186	*JOURNEYMAN SUPPORT EQUIPMENT	39,436.80	51,272.00	11,835.20	48,259.94	11,495.86	0.00	59,755.80
0000332755	SUPV RAIL LINE	58,968.00	58,968.00	0.00	60,503.71	23,477.67	5,523.40	89,504.78
0000304128	INTERIM CHF FINANCIAL OFFICER	155,692.42	231,000.12	75,307.70	195,710.81	0.00	14,160.12	209,870.93
0000334592	*BUS OPERATOR	44,678.40	49,649.60	4,971.20	51,246.58	17,337.98	714.40	69,298.96
0000335329	*BUS OPERATOR	41,121.60	46,030.40	4,908.80	45,924.87	1,752.56	948.96	48,626.39
0000344127	PROTECTIVE SPEC POLICE CADET	31,200.00	31,200.00	0.00	19,775.00	1,800.00	825.00	22,400.00
0000343697	*BUS OPERATOR	35,110.40	35,110.40	0.00	27,817.09	2,003.11	0.00	29,820.20
0000342637	SR COST ESTIMATOR	86,528.52	86,528.52	0.00	86,528.58	0.00	0.00	86,528.58
0000332092	BUSINESS ANALYST III	88,036.00	88,036.00	0.00	88,032.65	0.00	0.00	88,032.65
0000330454	*RAIL STATION CLEANER	32,947.20	33,945.60	998.40	33,713.92	11,076.48	0.00	44,790.40
0000330923	TRANSIT POLICE OFFICER SR	53,768.00	55,931.20	2,163.20	57,477.39	29,475.81	5,357.20	92,310.40
0000335515	*JOURNEYMAN ET-RAIL CAR MAINT	52,936.00	54,537.60	1,601.60	56,794.38	13,975.68	225.00	70,995.06
0000316222	*JOURNEYMAN MACHINIST	52,936.00	54,537.60	1,601.60	56,933.09	23,110.80	632.20	80,676.09
0000343563	*BUS OPERATOR	35,110.40	35,110.40	0.00	30,261.15	3,339.31	0.00	33,600.46
0000330526	CHF FINANCIAL OFFICER (DATE LAST EMPLOYED 03-Oct-2019)	266,481.02	266,481.02	0.00	313,109.15	0.00	6,149.60	319,258.75
0000315747	CONTRACT EMP PT POLICE OFFICER	0.00	0.00	0.00	53,594.25	2,375.46	0.00	55,969.71
0000324011	OFFICE ADMINISTRATOR I	34,611.20	48,628.32	14,017.12	47,617.35	193.92	2,934.66	50,745.93
0000305695	TRANSIT SERVICE SPECIALIST	41,145.00	41,145.00	0.00	43,528.18	10,435.16	791.25	54,754.59
0000327739	DEPARTMENT ADMINISTRATOR	60,615.10	60,615.10	0.00	60,714.33	0.00	3,243.54	63,957.87
0000343232	*BUS OPERATOR	34,070.40	35,110.40	1,040.00	35,938.78	7,679.21	0.00	43,617.99
0000327639	SR ASSOCIATE COUNSEL	107,813.16	107,813.16	0.00	87,820.46	0.00	22,066.00	109,886.46
0000321619	*BUS OPERATOR	48,193.60	49,649.60	1,456.00	44,979.23	3,004.85	3,763.20	51,747.28
0000344259	*SERVICEPERSON I	34,444.80	34,444.80	0.00	18,973.24	1,496.61	0.00	20,469.85
0000343634	*JOURNEYMAN BUS TECHNICIAN	50,252.80	50,252.80	0.00	39,187.91	10,455.33	0.00	49,643.24
0000344090	MGR IT PROJECT MGMT	119,748.20	119,748.20	0.00	73,691.20	0.00	0.00	73,691.20
0000332115	*RAIL OPERATOR	48,193.60	49,649.60	1,456.00	52,241.05	18,946.92	127.31	71,315.28
0000305674	PARKING SERVICES ADMINISTRATOR	56,823.00	56,823.00	0.00	56,119.50	0.00	8,054.54	64,174.04
0000332124	*BUS OPERATOR	48,193.60	49,649.60	1,456.00	51,873.59	10,969.43	2,437.68	65,280.70
0000324947	*JOURNEYMAN ET-RADIO MAINT	52,936.00	54,537.60	1,601.60	59,297.76	20,451.22	225.00	79,973.98
0000333589	ACCOUNTANT II	41,121.60	55,000.14	13,878.54	51,644.59	1,969.12	1,057.70	54,671.41
0000336095	*BUS OPERATOR	44,678.40	49,649.60	4,971.20	34,250.17	894.65	2,492.40	37,637.22

METROPOLITAN ATLANTA RAPID TRANSIT AUTHORITY (MARTA)  
MARTOC REPORT

EE NUMBER	TITLE	FY 19 BASE SALARY	FY 20 BASE SALARY	DIFFERENCE +/-	REGULAR EARNINGS	OVERTIME EARNINGS	OTHER EARNINGS	TOTAL EARNINGS
0000304146	*RAIL OPERATOR	48,713.60	50,169.60	1,456.00	55,834.66	38,862.06	0.00	94,696.72
0000334124	*JOURNEYMAN TRACK MAINTAINER	52,936.00	54,537.60	1,601.60	56,095.13	8,772.31	0.00	64,867.44
0000334755	*BUS OPERATOR	41,121.60	46,030.40	4,908.80	37,979.62	1,222.66	3,725.09	42,927.37
0000323713	*RAIL OPERATOR	48,193.60	49,649.60	1,456.00	51,992.52	15,812.51	0.00	67,805.03
0000332899	*BUS OPERATOR	48,193.60	49,649.60	1,456.00	45,233.48	8,465.76	3,461.82	57,161.06
0000340925	*JOURNEYMAN ET-RADIO MAINT	49,774.40	52,832.00	3,057.60	54,918.02	44,275.92	225.00	99,418.94
0000317428	*SERVICEPERSON I	36,899.20	38,022.40	1,123.20	40,467.55	14,480.63	0.00	54,948.18
0000341804	REDUCED FARE REPRESENTATIVE	33,871.50	33,871.50	0.00	33,927.55	820.80	0.00	34,748.35
0000304080	*RAIL STATION CLEANER	33,467.20	34,465.60	998.40	34,689.35	1,669.10	0.00	36,358.45
0000332897	*BUS OPERATOR	48,193.60	49,649.60	1,456.00	28,836.06	1,939.00	5,776.29	36,551.35
0000318787	*JOURNEYMAN RAIL CAR MECHANIC	52,936.00	54,537.60	1,601.60	54,011.82	782.30	225.00	55,019.12
0000334167	*BUS OPERATOR	48,193.60	49,649.60	1,456.00	50,934.75	13,828.80	0.00	64,763.55
0000305627	*BUS OPERATOR	48,713.60	50,169.60	1,456.00	48,814.27	8,119.77	2,265.12	59,199.16
0000326726	*BUS OPERATOR	48,193.60	49,649.60	1,456.00	48,232.23	5,962.76	3,787.26	57,982.25
0000329219	*JOURNEYMAN BUS TECHNICIAN	45,489.60	50,252.80	4,763.20	48,283.93	5,290.74	257.76	53,832.43
0000308759	MGR CIP MONITOR & REPORT	100,287.98	109,585.32	9,297.34	109,632.15	0.00	4,591.37	114,223.52
0000321365	RAIL SERVICES CONTROLLER	73,819.20	76,835.20	3,016.00	73,478.57	2,957.17	8,433.74	84,869.48
0000335047	TRANSIT POLICE OFFICER SPECIAL	53,768.00	55,931.20	2,163.20	56,626.15	19,990.98	5,584.50	82,201.63
0000316650	DIVISION DISPATCHER	60,028.80	62,379.20	2,350.40	58,089.73	5,420.16	896.64	64,406.53
0000334973	DIVISION DISPATCHER	56,555.20	58,760.00	2,204.80	57,344.77	2,691.30	1,998.08	62,034.15
0000331658	*BUS OPERATOR	48,193.60	49,649.60	1,456.00	46,363.45	5,415.85	4,087.32	55,866.62
0000321039	*SERVICEPERSON I (A)	36,899.20	38,563.20	1,664.00	38,900.08	3,292.68	283.84	42,476.60
0000339234	CONTRACT SPECIALIST III	76,532.56	76,532.56	0.00	63,563.47	0.00	7,064.64	70,628.11
0000304103	TRANSIT POLICE MAJOR	88,628.80	96,624.58	7,995.78	94,190.47	22,099.44	3,686.45	119,976.36
0000304930	*MATERIAL CONTROLLER	49,649.60	51,126.40	1,476.80	50,520.93	1,885.96	387.60	52,794.49
0000305904	SUPV CAR REPAIR INSPECTION	60,736.00	60,736.00	0.00	53,832.93	14,425.17	14,807.00	83,065.10
0000328134	TRANSIT POLICE OFFICER SR	58,156.80	58,156.80	0.00	58,069.88	15,382.63	4,321.68	77,774.19
0000337913	TRANSIT POLICE OFFICER SR	49,691.20	51,708.80	2,017.60	50,100.79	6,218.30	4,049.14	60,368.23
0000343457	*BUS OPERATOR	35,110.40	35,110.40	0.00	30,306.76	4,064.62	0.00	34,371.38
0000334692	*STATION AGENT	43,097.60	44,408.00	1,310.40	45,416.91	7,540.14	0.00	52,957.05
0000316163	SUPPORT ANALYST II	54,350.40	54,350.40	0.00	54,924.12	0.00	0.00	54,924.12
0000344065	*BUS OPERATOR	35,110.40	35,110.40	0.00	21,007.85	3,069.42	0.00	24,077.27
0000323616	*BUS OPERATOR	48,193.60	49,649.60	1,456.00	47,766.00	4,876.04	3,583.44	56,225.48
0000302059	*BUS OPERATOR	48,713.60	50,169.60	1,456.00	55,397.02	18,429.37	273.55	74,099.94



**METROPOLITAN ATLANTA RAPID TRANSIT AUTHORITY (MARTA)**  
**MARTOC REPORT**

EE NUMBER	TITLE	FY 19	FY 20	DIFFERENCE	REGULAR	OVERTIME	OTHER	TOTAL
		BASE SALARY	BASE SALARY	+/-	EARNINGS	EARNINGS	EARNINGS	EARNINGS
0000304440	FOREMAN POWER	62,608.00	62,608.00	0.00	66,683.00	21,036.60	3,095.20	90,814.80
0000336153	*JOURNEYMAN ET-RAIL CAR MAINT	52,936.00	54,537.60	1,601.60	54,178.75	2,902.47	225.00	57,306.22
0000303138	*BUS OPERATOR	48,713.60	50,169.60	1,456.00	50,994.76	16,126.21	0.00	67,120.97
0000329830	SUPV RAIL LINE	62,608.00	62,608.00	0.00	63,592.48	3,676.67	1,204.00	68,473.15
0000302554	*JOURNEYMAN BUS TECHNICIAN (DATE LAST EMPLOYED 05-Nov-2019)	52,124.80	52,124.80	0.00	17,291.28	2,556.12	225.00	20,072.40
0000321899	*BUS OPERATOR	48,193.60	49,649.60	1,456.00	43,636.35	10,315.31	3,912.30	57,863.96
0000341163	*BUS OPERATOR	34,070.40	39,956.80	5,886.40	38,927.37	10,783.98	0.00	49,711.35
0000304343	MGR ACCOUNTING (DATE LAST EMPLOYED 01-Jan-2020)	107,690.96	107,690.96	0.00	55,665.67	0.00	13,064.63	68,730.30
0000306252	*BUS OPERATOR	48,713.60	50,169.60	1,456.00	52,818.47	24,391.79	0.00	77,210.26
0000333671	*BUS OPERATOR	48,193.60	49,649.60	1,456.00	43,699.58	11,804.59	0.00	55,504.17
0000331377	FOREMAN POWER	61,360.00	61,360.00	0.00	65,447.04	27,030.20	5,575.50	98,052.74
0000334384	TRANSIT POLICE SERGEANT	67,288.00	69,971.20	2,683.20	71,185.30	17,762.42	5,278.40	94,226.12
0000306507	*BUS OPERATOR	48,193.60	49,649.60	1,456.00	54,832.80	27,805.85	0.00	82,638.65
0000335218	SUPV BUS TRANSPORTATION	60,611.20	60,611.20	0.00	56,332.16	10,256.51	11,233.08	77,821.75
0000335379	*LIGHT RAIL OPERATOR	34,070.40	38,729.60	4,659.20	24,496.30	1,152.85	393.12	26,042.27
0000338762	*BUS OPERATOR	37,585.60	42,369.60	4,784.00	37,123.65	8,106.15	1,703.35	46,933.15
0000343294	*BUS OPERATOR	35,110.40	35,110.40	0.00	33,250.94	2,429.97	0.00	35,680.91
0000339745	*RAIL STATION CLEANER	31,179.20	33,945.60	2,766.40	31,347.81	7,946.34	3,605.06	42,899.21
0000321841	MGR AUDIT	96,272.02	96,272.02	0.00	96,273.81	0.00	0.00	96,273.81
0000342047	*BUS OPERATOR	34,070.40	38,729.60	4,659.20	37,128.23	9,028.09	0.00	46,156.32
0000339718	NETWORK OPERATIONS CENTER TECH	64,145.90	64,145.90	0.00	64,173.03	0.00	3,782.97	67,956.00
0000302037	*BUS OPERATOR	48,193.60	49,649.60	1,456.00	48,011.43	17,639.48	2,432.08	68,082.99
0000340775	SAFETY OPERATIONAL OFFICER	74,295.00	80,691.00	6,396.00	78,870.89	55.49	0.00	78,926.38
0000302492	*REVENUE AGENT	48,422.40	49,878.40	1,456.00	48,079.15	222.98	0.00	48,302.13
0000344307	*SERVICEPERSON I	34,444.80	34,444.80	0.00	18,836.84	1,906.80	0.00	20,743.64
0000302718	MGR CRIMINAL JUSTICE COMM/RECD	88,173.54	88,173.54	0.00	87,708.07	0.00	9,401.03	97,109.10
0000305660	FOREMAN TRAIN CONTROL	63,814.40	63,814.40	0.00	69,847.32	24,232.82	306.80	94,386.94
0000321835	*MATERIAL CONTROLLER	49,129.60	50,606.40	1,476.80	50,286.83	177.15	0.00	50,463.98
0000334782	*JOURNEYMAN TRACK MAINTAINER	47,320.00	47,320.00	0.00	35,349.90	6,194.95	0.00	41,544.85
0000338760	*BUS OPERATOR	37,585.60	42,369.60	4,784.00	42,991.09	13,672.32	0.00	56,663.41
0000335565	*RAIL OPERATOR	41,121.60	46,030.40	4,908.80	38,706.43	5,893.52	1,693.71	46,293.66
0000334881	FOREMAN TRACK & STRCT	52,936.00	58,968.00	6,032.00	58,710.25	15,383.65	0.00	74,093.90
0000315331	*SERVICEPERSON I	36,899.20	38,022.40	1,123.20	38,201.07	244.35	0.00	38,445.42
0000335454	CUSTOMER CARE FIELD REP	45,727.50	45,727.50	0.00	46,469.30	613.02	0.00	47,082.32
0000342764	DIR SAFETY	120,000.14	120,000.14	0.00	120,000.27	0.00	0.00	120,000.27

METROPOLITAN ATLANTA RAPID TRANSIT AUTHORITY (MARTA)  
MARTOC REPORT

EE NUMBER	TITLE	FY 19 BASE SALARY	FY 20 BASE SALARY	DIFFERENCE +/-	REGULAR EARNINGS	OVERTIME EARNINGS	OTHER EARNINGS	TOTAL EARNINGS
0000344135	*BUS OPERATOR	35,110.40	35,110.40	0.00	20,215.10	2,179.58	0.00	22,394.68
0000302280	INSTRUCTOR BUS OPERATIONS	64,396.80	64,396.80	0.00	67,298.12	6,590.16	0.00	73,888.28
0000327782	PARALEGAL	58,558.50	58,558.50	0.00	58,633.56	0.00	2,027.03	60,660.59
0000338233	*JOURNEYMAN BUS TECHNICIAN	49,982.40	51,958.40	1,976.00	53,090.00	4,588.36	225.00	57,903.36
0000331539	TRANSIT POLICE OFFICER SR	51,708.80	53,768.00	2,059.20	54,244.79	17,943.55	0.00	72,188.34
0000341797	*BUS OPERATOR	34,070.40	38,729.60	4,659.20	37,188.09	4,398.08	744.80	42,330.97
0000320837	TRANSIT POLICE SERGEANT	72,758.40	72,758.40	0.00	73,755.07	24,722.56	6,565.20	105,042.83
0000341468	*BUS OPERATOR	34,070.40	38,729.60	4,659.20	38,642.54	10,461.29	0.00	49,103.83
0000320501	*JOURNEYMAN PAINTER	51,292.80	54,537.60	3,244.80	54,435.16	8,092.13	225.00	62,752.29
0000326657	*BUS OPERATOR	48,193.60	49,649.60	1,456.00	50,859.45	20,765.45	938.00	72,562.90
0000327838	*JOURNEYMAN SUPPORT EQUIPMENT	52,936.00	54,537.60	1,601.60	55,261.34	5,684.84	225.00	61,171.18
0000307043	*SERVICEPERSON I	36,899.20	38,022.40	1,123.20	34,920.35	1,503.11	1,852.68	38,276.14
0000322017	REDUCED FARE REPRESENTATIVE	33,871.50	33,871.50	0.00	35,209.51	1,173.41	0.00	36,382.92
0000340751	*RAIL OPERATOR	34,070.40	38,729.60	4,659.20	40,186.89	6,878.01	0.00	47,064.90
0000333880	*BUS OPERATOR	48,193.60	49,649.60	1,456.00	47,868.24	3,067.49	1,668.24	52,603.97
0000338750	*BUS OPERATOR	37,585.60	42,369.60	4,784.00	43,571.50	3,517.84	0.00	47,089.34
0000330999	*BUS OPERATOR	48,193.60	49,649.60	1,456.00	43,959.15	130.34	3,242.26	47,331.75
0000335863	*BUS OPERATOR	44,678.40	49,649.60	4,971.20	48,858.03	10,952.17	1,572.56	61,382.76
0000329418	*JOURNEYMAN RAIL CAR MECHANIC	52,936.00	54,537.60	1,601.60	56,100.98	28,923.44	225.00	85,249.42
0000330752	SUPV RAIL LINE	63,169.60	63,169.60	0.00	64,021.87	4,096.04	2,915.52	71,033.43
0000344788	MGR LEARNING & DEVELOPMENT	90,385.88	90,385.88	0.00	27,811.05	0.00	0.00	27,811.05
0000331460	TRANSIT POLICE OFFICER SPECIAL	58,156.80	60,465.60	2,308.80	63,784.64	15,880.57	1,889.55	81,554.76
0000343386	*BUS OPERATOR	35,110.40	35,110.40	0.00	28,206.48	2,458.47	3,780.89	34,445.84
0000335879	TRANSIT POLICE OFFICER SR	47,798.40	49,691.20	1,892.80	47,910.98	4,545.58	0.00	52,456.56
0000322124	DIVISION DISPATCHER	62,441.60	62,441.60	0.00	63,663.55	3,360.73	5,733.82	72,758.10
0000343953	*BUS OPERATOR	35,110.40	35,110.40	0.00	22,097.65	1,206.04	0.00	23,303.69
0000303705	DIR RISK MANAGEMENT	115,649.04	115,649.04	0.00	115,245.32	0.00	7,078.01	122,323.33
0000336104	CONTRACT PROFESSIONAL (DATE LAST EMPLOYED 31-Jan-2020)	0.00	0.00	0.00	38,498.74	13,971.71	0.00	52,470.45
0000335862	*BUS OPERATOR	44,678.40	49,649.60	4,971.20	47,498.41	7,171.83	897.44	55,567.68
0000331923	*RAIL OPERATOR	48,193.60	49,649.60	1,456.00	48,809.43	6,558.94	1,853.60	57,221.97
0000320608	FOREMAN CUSTODIAL SERVICES	53,268.80	53,268.80	0.00	54,521.44	4,341.92	0.00	58,863.36
0000341705	*RAIL OPERATOR	34,070.40	38,729.60	4,659.20	37,820.22	7,047.95	0.00	44,868.17
0000340896	*JOURNEYMAN RAIL CAR MECHANIC	45,926.40	47,320.00	1,393.60	50,201.69	3,165.40	225.00	53,592.09
0000343216	*BUS OPERATOR	34,070.40	35,110.40	1,040.00	34,846.75	4,775.61	0.00	39,622.36

## MARTOC REPORT

EE NUMBER	TITLE	FY 19	FY 20	DIFFERENCE	REGULAR	OVERTIME	OTHER	TOTAL
		BASE SALARY	BASE SALARY	+/-	EARNINGS	EARNINGS	EARNINGS	EARNINGS
0000304927	*BUS OPERATOR	48,713.60	50,169.60	1,456.00	50,349.72	5,653.26	0.00	56,002.98
0000318890	SR DIR MARKETING & SALES	133,248.96	133,248.96	0.00	132,223.87	0.00	8,678.28	140,902.15
0000302079	*BUS OPERATOR	48,193.60	49,649.60	1,456.00	50,687.25	5,949.18	0.00	56,636.43
0000342923	*JOURNEYMAN ELEC POWER ELECT	45,926.40	47,320.00	1,393.60	47,281.12	9,632.28	225.00	57,138.40
0000326209	*JOURNEYMAN RAIL CAR MECHANIC	52,936.00	54,537.60	1,601.60	47,233.05	3,226.04	5,518.61	55,977.70
0000332664	SUPV RAIL LINE	48,193.60	58,968.00	10,774.40	57,288.30	24,780.44	3,402.00	85,470.74
0000343334	SR OCCUP MED SVCS SPEC	52,531.70	52,531.70	0.00	46,545.44	0.00	1,764.81	48,310.25
0000340734	*JOURNEYMAN ET-RAIL CAR MAINT	49,774.40	52,832.00	3,057.60	52,442.79	5,998.02	225.00	58,665.81
0000334387	*RAIL OPERATOR	44,678.40	49,649.60	4,971.20	47,962.12	10,808.87	4,083.52	62,854.51
0000332670	*BUS OPERATOR	41,121.60	46,030.40	4,908.80	45,811.66	10,381.80	0.00	56,193.46
0000323515	*BUS OPERATOR	48,193.60	49,649.60	1,456.00	50,783.26	10,447.64	0.00	61,230.90
0000304018	SUPV RAIL LINE	62,608.00	62,608.00	0.00	63,545.23	11,286.52	3,010.00	77,841.75
0000330977	*BUS OPERATOR	48,193.60	49,649.60	1,456.00	48,497.19	1,680.88	1,624.89	51,802.96
0000335144	*SERVICEPERSON I	36,899.20	38,022.40	1,123.20	38,378.18	2,896.56	434.40	41,709.14
0000341839	TRANSIT POLICE OFFICER SR (DATE LAST EMPLOYED 04-Dec-2019)	49,691.20	49,691.20	0.00	18,773.60	3,479.98	2,912.82	25,166.40
0000323244	*BUS OPERATOR	48,193.60	49,649.60	1,456.00	45,327.32	3,467.40	3,602.95	52,397.67
0000321143	*JOURNEYMAN TRACK MAINTAINER	52,936.00	54,537.60	1,601.60	54,111.59	3,908.50	0.00	58,020.09
0000330384	CONTRACT PROFESSIONAL (DATE LAST EMPLOYED 30-Dec-2019)	0.00	0.00	0.00	21,565.71	1,051.21	0.00	22,616.92
0000344404	TRANSIT POLICE OFFICER	44,200.00	44,200.00	0.00	23,203.40	191.25	0.00	23,394.65
0000305621	*JOURNEYMAN ET-COMPUTER MAINT	52,936.00	54,537.60	1,601.60	59,361.33	15,024.33	225.00	74,610.66
0000333565	*BUS OPERATOR	48,193.60	49,649.60	1,456.00	51,406.33	17,578.74	0.00	68,985.07
0000325657	TRANSIT POLICE SERGEANT	69,971.20	72,758.40	2,787.20	72,826.40	13,953.25	4,200.90	90,980.55
0000335302	*BUS OPERATOR	44,678.40	49,649.60	4,971.20	36,033.48	3,642.87	3,285.68	42,962.03
0000329827	*BUS OPERATOR	48,193.60	49,649.60	1,456.00	46,248.63	11,046.11	4,525.07	61,819.81
0000314920	*BUS OPERATOR	48,193.60	49,649.60	1,456.00	50,163.32	19,947.08	2,942.48	73,052.88
0000334628	GEN SUPT BUS MAINT BSN SYS	92,705.34	92,705.34	0.00	93,202.00	0.00	3,803.30	97,005.30
0000305227	*JOURNEYMAN ELEC POWER ELECT	52,936.00	54,537.60	1,601.60	57,899.41	23,744.21	225.00	81,868.62
0000320480	TRANSIT POLICE SERGEANT	72,758.40	72,758.40	0.00	76,492.20	31,959.88	5,488.80	113,940.88
0000336510	*BUS OPERATOR	41,121.60	46,030.40	4,908.80	48,404.84	10,729.95	0.00	59,134.79
0000340094	*BUS OPERATOR	37,585.60	42,369.60	4,784.00	40,308.90	8,382.43	0.00	48,691.33
0000304105	QUALITY CONTROL INSPECTOR	67,782.00	67,782.00	0.00	69,332.02	5,476.12	8,825.93	83,634.07
0000315525	*JOURNEYMAN ET-TELEPHONE MAINT	52,936.00	54,537.60	1,601.60	54,659.66	20,351.66	225.00	75,236.32
0000303809	CONTRACT PROFESSIONAL (DATE LAST EMPLOYED 29-May-2020)	0.00	0.00	0.00	50,976.25	11,237.95	0.00	62,214.20
0000335116	*BUS OPERATOR	44,678.40	49,649.60	4,971.20	40,379.67	3,272.78	2,380.65	46,033.10

## MARTOC REPORT

EE NUMBER	TITLE	FY 19	FY 20	DIFFERENCE	REGULAR	OVERTIME	OTHER	TOTAL
		BASE SALARY	BASE SALARY	+/-	EARNINGS	EARNINGS	EARNINGS	EARNINGS
0000343397	*BUS OPERATOR	35,110.40	35,110.40	0.00	30,684.45	2,911.95	135.04	33,731.44
0000336456	FIELD INSPECTOR	57,681.00	57,681.00	0.00	59,321.43	21,001.25	665.55	80,988.23
0000303714	SUPV REPROGRAPHICS	65,664.56	65,664.56	0.00	69,774.93	0.00	8,755.29	78,530.22
0000321301	*SERVICEPERSON IV	39,436.80	40,622.40	1,185.60	40,600.85	6,175.65	0.00	46,776.50
0000303414	*SERVICEPERSON I	37,419.20	38,542.40	1,123.20	42,221.96	4,271.54	0.00	46,493.50
0000333410	*BUS OPERATOR	48,193.60	49,649.60	1,456.00	46,269.24	1,427.48	2,770.72	50,467.44
0000303667	*BUS DISPATCHER (BLOCKOUT) (DATE LAST EMPLOYED 01-Mar-2020)	48,817.60	50,273.60	1,456.00	40,564.10	9,559.27	0.00	50,123.37
0000315912	SUPV BUS TRANSPORTATION	60,028.80	62,379.20	2,350.40	62,682.33	13,080.13	5,432.98	81,195.44
0000337723	*JOURNEYMAN ET-TELEPHONE MAINT	50,148.80	54,537.60	4,388.80	50,902.33	5,788.80	3,166.60	59,857.73
0000327313	*JOURNEYMAN RAIL CAR MECHANIC	52,936.00	54,537.60	1,601.60	56,263.18	29,141.06	428.60	85,832.84
0000318947	*RAIL OPERATOR	44,678.40	49,649.60	4,971.20	45,794.15	4,922.94	2,685.07	53,402.16
0000330296	*JOURNEYMAN ET-TRAIN CONTROL	52,936.00	54,537.60	1,601.60	52,178.21	1,105.92	2,075.49	55,359.62
0000338156	MGR TECHNOLOGY BUS DEVELOP	116,342.72	116,342.72	0.00	116,383.68	0.00	1,303.32	117,687.00
0000341951	ADMINISTRATIVE ASSISTANT	36,640.50	36,640.50	0.00	37,523.54	2,470.51	0.00	39,994.05
0000336901	*BUS OPERATOR	41,121.60	46,030.40	4,908.80	33,653.54	6,116.95	2,317.00	42,087.49
0000316969	TRANSIT POLICE OFFICER SPECIAL	62,878.40	62,878.40	0.00	66,734.34	40,659.59	5,964.10	113,358.03
0000332724	*JOURNEYMAN ET-TRAIN CONTROL	52,936.00	54,537.60	1,601.60	55,746.49	22,455.22	225.00	78,426.71
0000342881	*BUS OPERATOR	34,070.40	35,110.40	1,040.00	36,685.75	12,819.26	0.00	49,505.01
0000314192	*BUS OPERATOR	48,193.60	49,649.60	1,456.00	50,381.69	5,584.34	185.36	56,151.39
0000334861	*BUS OPERATOR	44,678.40	49,649.60	4,971.20	27,503.47	5,018.49	1,923.01	34,444.97
0000306004	SUPV RAIL LINE	62,608.00	62,608.00	0.00	65,184.43	20,051.92	4,780.80	90,017.15
0000335580	*BUS OPERATOR	41,121.60	46,030.40	4,908.80	44,164.55	9,364.96	2,569.68	56,099.19
0000335358	*JOURNEYMAN ET-RAIL CAR MAINT	52,936.00	54,537.60	1,601.60	39,320.36	419.94	225.00	39,965.30
0000334665	*BUS OPERATOR	44,678.40	49,649.60	4,971.20	42,442.19	5,314.24	2,767.84	50,524.27
0000342492	*BUS OPERATOR (DATE LAST EMPLOYED 24-Jan-2020)	34,070.40	34,070.40	0.00	20,015.73	4,952.41	0.00	24,968.14
0000306618	*RAIL OPERATOR	48,193.60	49,649.60	1,456.00	34,314.43	9,700.10	4,967.03	48,981.56
0000303665	*JOURNEYMAN SUPPORT EQUIPMENT	53,456.00	55,057.60	1,601.60	54,998.79	1,023.21	225.00	56,247.00
0000332989	*BUS OPERATOR	48,193.60	49,649.60	1,456.00	44,383.32	942.62	3,027.36	48,353.30
0000326786	*BUS OPERATOR	34,070.40	38,729.60	4,659.20	29,694.38	7,696.03	0.00	37,390.41
0000336231	DIR LEARNING & DEVELOPMENT	116,975.56	116,975.56	0.00	116,977.93	0.00	0.00	116,977.93
0000343064	*BUS OPERATOR	34,070.40	35,110.40	1,040.00	36,502.85	7,083.52	0.00	43,586.37
0000322817	DIVISION DISPATCHER	48,193.60	57,116.80	8,923.20	52,736.96	17,608.96	220.12	70,566.04
0000344244	*BUS OPERATOR	35,110.40	35,110.40	0.00	19,271.20	1,919.79	0.00	21,190.99
0000322343	*CUSTOMER INFORMATION OPERATOR	36,753.60	37,876.80	1,123.20	38,002.95	1,446.65	0.00	39,449.60
0000304344	SUPV RAIL LINE	62,608.00	62,608.00	0.00	63,872.81	15,323.39	2,408.00	81,604.20

**METROPOLITAN ATLANTA RAPID TRANSIT AUTHORITY (MARTA)**  
**MARTOC REPORT**

EE NUMBER	TITLE	FY 19 BASE SALARY	FY 20 BASE SALARY	DIFFERENCE +/-	REGULAR EARNINGS	OVERTIME EARNINGS	OTHER EARNINGS	TOTAL EARNINGS
0000305672	*JOURNEYMAN BUS TECHNICIAN	52,644.80	54,225.60	1,580.80	55,898.13	31,554.90	225.00	87,678.03
0000319670	*STATION AGENT	43,097.60	44,408.00	1,310.40	43,928.30	17,270.05	3,184.72	64,383.07
0000335556	*BUS OPERATOR	44,678.40	49,649.60	4,971.20	48,656.20	14,467.01	0.00	63,123.21
0000330613	*JOURNEYMAN ET-RADIO MAINT	52,936.00	54,537.60	1,601.60	59,350.80	17,680.71	225.00	77,256.51
0000342008	*BUS OPERATOR	34,070.40	38,729.60	4,659.20	38,614.20	5,971.18	131.04	44,716.42
0000305526	INSTRUCTOR BUS TECHNICAL	59,696.00	59,696.00	0.00	54,863.99	12,548.45	1,779.40	69,191.84
0000343681	*BUS OPERATOR	35,110.40	35,110.40	0.00	27,133.43	5,761.09	0.00	32,894.52
0000340635	DIGITAL MARKETING COORDINATOR	64,900.42	64,900.42	0.00	64,976.12	0.00	0.00	64,976.12
0000326484	RAIL SERVICES CONTROLLER	85,113.60	85,113.60	0.00	82,152.80	1,849.14	5,274.00	89,275.94
0000341878	*BUS OPERATOR	34,070.40	38,729.60	4,659.20	38,061.52	9,351.31	0.00	47,412.83
0000321901	TRANSIT POLICE OFFICER SR	60,465.60	60,465.60	0.00	61,693.82	20,680.58	11,046.60	93,421.00
0000335267	SR TECH PROJECT MANAGER	115,224.20	115,224.20	0.00	113,920.12	0.00	1,303.71	115,223.83
0000304711	TRANSIT POLICE OFFICER SR	60,465.60	60,465.60	0.00	62,786.55	18,028.94	1,453.50	82,268.99
0000337439	*BUS OPERATOR	41,121.60	46,030.40	4,908.80	44,977.90	13,819.44	0.00	58,797.34
0000338230	TRANSIT POLICE OFFICER SR	51,708.80	51,708.80	0.00	52,455.72	18,600.48	1,453.10	72,509.30
0000341115	CJIT-POLICE DISPATCHER	41,828.80	41,828.80	0.00	44,902.35	15,892.48	645.44	61,440.27
0000341955	*JOURNEYMAN BUS TECHNICIAN	45,926.40	50,752.00	4,825.60	48,763.06	11,299.22	412.60	60,474.88
0000337234	*BUS OPERATOR	41,121.60	46,030.40	4,908.80	31,996.25	5,696.86	0.00	37,693.11
0000344521	COMMUNICATIONS COORD IOC	45,593.60	45,593.60	0.00	21,267.48	350.72	0.00	21,618.20
0000304893	*JOURNEYMAN ELEC POWER ELECT	53,456.00	55,057.60	1,601.60	55,138.91	3,798.64	225.00	59,162.55
0000322980	*JOURNEYMAN BUS TECHNICIAN	52,124.80	53,705.60	1,580.80	60,154.62	43,341.30	225.00	103,720.92
0000304040	*BUS OPERATOR	48,713.60	50,169.60	1,456.00	50,916.14	14,616.82	0.00	65,532.96
0000319963	BUYER PLANNER III	75,365.16	75,365.16	0.00	75,368.55	0.00	0.00	75,368.55
0000305676	*JOURNEYMAN BUS TECHNICIAN	52,124.80	54,225.60	2,100.80	55,284.91	7,701.68	225.00	63,211.59
0000331045	*SERVICEPERSON I	36,899.20	38,022.40	1,123.20	36,583.14	1,525.53	1,023.68	39,132.35
0000305498	*BUS OPERATOR	48,713.60	50,169.60	1,456.00	48,653.20	3,512.04	2,088.96	54,254.20
0000332250	*BUS OPERATOR	48,193.60	49,649.60	1,456.00	49,722.49	6,924.65	0.00	56,647.14
0000303215	*BUS OPERATOR	48,713.60	50,169.60	1,456.00	35,629.16	4,223.55	1,896.00	41,748.71
0000341506	TRANSIT POLICE OFFICER	40,851.20	42,515.20	1,664.00	44,045.45	10,004.85	1,686.05	55,736.35
0000341799	*BUS OPERATOR	34,070.40	38,729.60	4,659.20	38,001.33	7,412.49	0.00	45,413.82
0000338310	*HOSTLER JUNIOR APPRENTICE	35,568.00	38,563.20	2,995.20	38,116.95	3,713.37	0.00	41,830.32
0000329574	*BUS OPERATOR	48,193.60	49,649.60	1,456.00	52,071.14	9,458.00	0.00	61,529.14
0000302479	CONTRACT PROFESSIONAL	0.00	0.00	0.00	66,533.20	3,983.55	0.00	70,516.75
0000304954	*SERVICEPERSON IV	39,436.80	40,622.40	1,185.60	41,534.87	13,216.66	0.00	54,751.53

**METROPOLITAN ATLANTA RAPID TRANSIT AUTHORITY (MARTA)**  
**MARTOC REPORT**

AS OF : 30-JUN-  
DATE PRINTED : 27-JUL-2020

EE NUMBER	TITLE	FY 19 BASE SALARY	FY 20 BASE SALARY	DIFFERENCE +/-	REGULAR EARNINGS	OVERTIME EARNINGS	OTHER EARNINGS	TOTAL EARNINGS
0000316182	*BUS OPERATOR	48,193.60	49,649.60	1,456.00	50,276.61	4,077.91	0.00	54,354.52
0000326540	*MATERIAL CONTROLLER	44,137.60	46,529.60	2,392.00	44,009.48	1,639.25	2,450.24	48,098.97
0000323584	*BUS OPERATOR	41,121.60	46,030.40	4,908.80	40,830.54	7,676.61	0.00	48,507.15
0000337477	*BUS OPERATOR	34,070.40	38,729.60	4,659.20	38,118.56	7,478.27	0.00	45,596.83
0000303401	*BUS OPERATOR	48,713.60	50,169.60	1,456.00	44,466.59	2,924.36	0.00	47,390.95
0000305723	*JOURNEYMAN ET-RADIO MAINT	53,456.00	55,057.60	1,601.60	60,227.85	45,451.12	225.00	105,903.97
0000342134	*JOURNEYMAN BUS TECHNICIAN	45,926.40	50,252.80	4,326.40	42,957.68	5,378.03	225.00	48,560.71
0000340067	*BUS OPERATOR	37,585.60	42,369.60	4,784.00	40,659.46	8,280.83	0.00	48,940.29
0000339179	*BUS OPERATOR	37,585.60	42,369.60	4,784.00	38,875.27	4,175.49	2,303.85	45,354.61
0000330969	DIVISION DISPATCHER	48,193.60	57,116.80	8,923.20	52,269.45	5,937.65	1,112.16	59,319.26
0000337435	*BUS OPERATOR	41,121.60	46,030.40	4,908.80	38,572.05	4,306.49	1,828.96	44,707.50
0000304071	*REVENUE AGENT	48,422.40	49,878.40	1,456.00	55,168.02	4,931.53	186.24	60,285.79
0000324950	*BUS OPERATOR	35,110.40	35,110.40	0.00	19,458.22	2,493.40	0.00	21,951.62
0000320835	CLAIMS ADJUSTER III-WKRS COMP	67,517.06	67,517.06	0.00	67,646.32	0.00	4,644.53	72,290.85
0000331937	*BUS OPERATOR	48,193.60	49,649.60	1,456.00	42,829.67	2,497.91	0.00	45,327.58
0000333329	*JOURNEYMAN BUS TECHNICIAN	52,124.80	53,705.60	1,580.80	57,382.76	4,991.29	225.00	62,599.05
0000331380	*JOURNEYMAN RAIL CAR MECHANIC	52,936.00	54,537.60	1,601.60	56,028.28	33,941.57	225.00	90,194.85
0000339769	TRANSIT POLICE OFFICER SR	42,515.20	45,947.20	3,432.00	43,421.49	7,388.86	3,633.20	54,443.55
0000341543	SVC DESK SUPPORT AGENT	44,460.00	44,460.00	0.00	42,097.69	136.80	0.00	42,234.49
0000306272	MGR OPERATING & CAPITAL BUDGET	106,605.20	106,605.20	0.00	106,605.17	0.00	5,330.26	111,935.43
0000302370	SR DIR MGNT & BUDGET	141,302.46	141,302.46	0.00	140,774.62	0.00	14,114.43	154,889.05
0000326635	SUPV BUS TRANSPORTATION	62,441.60	62,441.60	0.00	56,828.86	23,829.68	7,636.40	88,294.94
0000311173	MAINTENANCE PLANNER-RAIL	62,608.00	62,608.00	0.00	63,351.32	952.92	3,010.00	67,314.24
0000338899	*RAIL STATION CLEANER	31,179.20	33,945.60	2,766.40	34,552.44	899.55	0.00	35,451.99
0000338985	*BUS OPERATOR	37,585.60	42,369.60	4,784.00	40,167.65	8,592.48	1,882.14	50,642.27
0000334537	*BUS OPERATOR	44,678.40	49,649.60	4,971.20	46,894.22	2,264.23	376.32	49,534.77
0000323945	PROJECT MANAGER II	103,592.32	103,592.32	0.00	103,710.79	0.00	3,868.27	107,579.06
0000303749	DEPARTMENT ADMINISTRATOR	64,449.84	64,449.84	0.00	63,321.52	0.00	5,993.87	69,315.39
0000316112	*BUS OPERATOR	37,585.60	42,369.60	4,784.00	32,769.52	5,142.55	1,546.16	39,458.23
0000320322	*RAIL STATION CLEANER	32,947.20	33,945.60	998.40	34,173.88	1,110.60	0.00	35,284.48
0000329423	*JOURNEYMAN RAIL CAR MECHANIC	52,936.00	54,537.60	1,601.60	55,888.52	6,022.37	225.00	62,135.89
0000304104	*RAIL STATION CLEANER	33,467.20	34,465.60	998.40	35,521.98	1,571.11	0.00	37,093.09
0000338057	*JOURNEYMAN ELEC POWER ELECT	51,292.80	54,537.60	3,244.80	56,487.50	53,406.18	225.00	110,118.68
0000327681	*JOURNEYMAN ELEC POWER ELECT	52,936.00	54,537.60	1,601.60	56,770.41	41,479.39	225.00	98,474.80
0000319676	INSTRUCTOR AUTO TRAIN CONTROL	65,020.80	65,020.80	0.00	65,639.48	8,021.40	0.00	73,660.88

**METROPOLITAN ATLANTA RAPID TRANSIT AUTHORITY (MARTA)**  
**MARTOC REPORT**

EE NUMBER	TITLE	FY 19 BASE SALARY	FY 20 BASE SALARY	DIFFERENCE +/-	REGULAR EARNINGS	OVERTIME EARNINGS	OTHER EARNINGS	TOTAL EARNINGS
0000337285	*STATION AGENT	43,097.60	44,408.00	1,310.40	45,440.20	139.86	0.00	45,580.06
0000319717	MGR TELEPHONY OPERATIONS	113,029.80	113,029.80	0.00	112,596.39	0.00	8,358.41	120,954.80
0000319734	*JOURNEYMAN ET-RAIL CAR MAINT	52,936.00	54,537.60	1,601.60	57,379.21	8,162.47	225.00	65,766.68
0000335406	RISK ADMINISTRATIVE ASSISTANT (DATE LAST EMPLOYED 20-Jan-2020)	43,387.50	43,387.50	0.00	25,198.16	0.00	2,475.54	27,673.70
0000333599	*BUS OPERATOR	41,121.60	46,030.40	4,908.80	34,569.48	5,889.66	885.20	41,344.34
0000315129	PROJECT MANAGER II	110,983.86	110,983.86	0.00	110,985.86	0.00	0.00	110,985.86
0000342929	MGR DIVERSITY & INCLUSION	91,585.26	91,585.26	0.00	91,585.34	0.00	0.00	91,585.34
0000302598	*BUS OPERATOR	44,678.40	49,649.60	4,971.20	48,795.46	9,089.46	0.00	57,884.92
0000327034	*JOURNEYMAN ET-RAIL CAR MAINT	52,936.00	54,537.60	1,601.60	58,001.08	60,021.83	690.85	118,713.76
0000342258	*CUSTOMER INFORMATION OPERATOR	29,910.40	34,528.00	4,617.60	33,065.36	3,552.55	0.00	36,617.91
0000303094	CAPITAL PROJECTS ADMINISTRATOR	44,908.50	44,908.50	0.00	44,983.53	0.00	483.63	45,467.16
0000304328	*BUS OPERATOR	48,713.60	50,169.60	1,456.00	53,348.74	17,745.24	0.00	71,093.98
0000335793	*BUS OPERATOR	44,678.40	49,649.60	4,971.20	47,078.14	8,762.16	1,202.88	57,043.18
0000333792	FIELD DATA COLLECTION SPEC	39,643.50	39,643.50	0.00	30,139.02	46.36	0.00	30,185.38
0000330971	*BUS OPERATOR	44,678.40	49,649.60	4,971.20	50,494.48	16,036.44	2,249.52	68,780.44
0000343682	*JOURNEYMAN BUS TECHNICIAN	50,252.80	50,252.80	0.00	38,205.23	3,499.88	0.00	41,705.11
0000327993	TRANSIT POLICE OFFICER SR (DATE LAST EMPLOYED 24-Dec-2019)	55,931.20	55,931.20	0.00	27,489.92	10,446.10	6,757.37	44,693.39
0000343677	*SERVICEPERSON I	36,400.00	36,400.00	0.00	28,715.60	4,183.89	0.00	32,899.49
0000331812	CUSTOMER CARE REP	42,354.00	42,354.00	0.00	42,587.01	640.27	0.00	43,227.28
0000321817	SR INFORMATION SYSTEMS ANALYST	98,926.88	98,926.88	0.00	98,928.74	0.00	5,073.18	104,001.92
0000320332	CONTRACT PROFESSIONAL	0.00	0.00	0.00	168,752.64	0.00	0.00	168,752.64
0000320973	*JOURNEYMAN RAIL CAR MECHANIC	52,124.80	47,320.00	-4,804.80	53,621.25	7,153.56	225.00	60,999.81
0000342554	LCARE ASSISTANT	43,017.00	43,017.00	0.00	43,092.00	0.00	0.00	43,092.00
0000327837	*JOURNEYMAN SUPPORT EQUIPMENT (DATE LAST EMPLOYED 17-Jan-2020)	52,936.00	52,936.00	0.00	34,423.29	2,214.17	225.00	36,862.46
0000319019	SUPT SERVICE QUALITY	88,550.80	88,550.80	0.00	87,005.61	0.00	10,558.07	97,563.68
0000343984	ASSOCIATE COUNSEL	92,000.22	92,000.22	0.00	60,154.06	0.00	0.00	60,154.06
0000340311	*JOURNEYMAN ELEC POWER ELECT	45,926.40	51,272.00	5,345.60	49,476.49	20,077.82	225.00	69,779.31
0000315107	DEPARTMENT ADMINISTRATOR	67,656.94	67,656.94	0.00	67,731.70	0.00	0.00	67,731.70
0000305950	MGR CASH	102,789.44	102,789.44	0.00	102,793.23	0.00	2,213.93	105,007.16
0000302281	*JOURNEYMAN TRACK WALKER	52,936.00	54,537.60	1,601.60	58,603.36	11,656.56	0.00	70,259.92
0000306364	TRAIN CONTROL ENGINEER	63,793.60	75,973.04	12,179.44	69,710.08	16,128.10	4,733.26	90,571.44
0000331125	SUPV RAIL LINE	62,587.20	62,587.20	0.00	61,751.68	9,201.53	4,924.54	75,877.75
0000337660	*BUS OPERATOR	41,121.60	46,030.40	4,908.80	45,520.90	10,778.92	0.00	56,299.82
0000340308	PROJECT ENGINEER	67,074.80	67,074.80	0.00	67,148.50	0.00	0.00	67,148.50

**METROPOLITAN ATLANTA RAPID TRANSIT AUTHORITY (MARTA)**  
**MARTOC REPORT**

EE NUMBER	TITLE	FY 19	FY 20	DIFFERENCE +/-	REGULAR EARNINGS	OVERTIME EARNINGS	OTHER EARNINGS	TOTAL EARNINGS
		BASE SALARY	BASE SALARY					
0000303456	*JOURNEYMAN ET-HVAC	53,456.00	55,057.60	1,601.60	54,594.20	96.38	430.60	55,121.18
0000331413	*BUS OPERATOR	48,193.60	49,649.60	1,456.00	52,875.17	17,031.64	0.00	69,906.81
0000335855	*RAIL STATION CLEANER	32,947.20	33,945.60	998.40	34,779.88	7,532.64	0.00	42,312.52
0000306276	*JOURNEYMAN TRACK WALKER	52,936.00	54,537.60	1,601.60	57,688.48	13,157.49	751.80	71,597.77
0000339597	*STATION AGENT	31,179.20	37,211.20	6,032.00	35,108.05	6,761.67	0.00	41,869.72
0000342430	OFFICE ADMINISTRATOR I	52,247.78	52,247.78	0.00	51,212.44	0.00	0.00	51,212.44
0000341703	*BUS OPERATOR	34,070.40	38,729.60	4,659.20	31,380.42	4,811.56	2,333.69	38,525.67
0000332360	*BUS OPERATOR	48,193.60	49,649.60	1,456.00	51,310.56	15,283.55	0.00	66,594.11
0000335300	*BUS OPERATOR	44,678.40	49,649.60	4,971.20	49,445.80	17,753.81	0.00	67,199.61
0000342164	*PT BUS OPERATOR (DATE LAST EMPLOYED 03-Mar-2020)	0.00	0.00	0.00	21,785.70	2,132.75	0.00	23,918.45
0000303762	*BUS OPERATOR	48,713.60	50,169.60	1,456.00	30,058.17	0.00	3,593.44	33,651.61
0000304062	*JOURNEYMAN ET-TRAIN CONTROL (DATE LAST EMPLOYED 01-May-2020)	52,936.00	54,537.60	1,601.60	46,671.57	917.39	734.00	48,322.96
0000331527	LD BREEZE MEDIA DIST AGENT	52,927.42	52,927.42	0.00	51,027.79	0.00	2,042.30	53,070.09
0000330504	*JOURNEYMAN RAIL CAR MECHANIC	52,124.80	47,320.00	-4,804.80	52,479.85	5,471.10	425.48	58,376.43
0000322569	*SERVICEPERSON IV	39,436.80	40,622.40	1,185.60	40,854.44	1,468.34	0.00	42,322.78
0000321709	CONTRACT EMP PT POLICE OFFICER (DATE LAST EMPLOYED 19-Jun-2020)	0.00	0.00	0.00	53,632.88	19,428.42	0.00	73,061.30
0000306308	GEN SUPT RAIL CAR MAINTENANCE	96,139.16	96,139.16	0.00	96,427.25	0.00	10,075.84	106,503.09
0000343456	*BUS OPERATOR (DATE LAST EMPLOYED 06-Mar-2020)	35,110.40	35,110.40	0.00	19,610.42	1,173.30	0.00	20,783.72
0000315357	GOVT AFFAIRS PROG MGR	95,791.02	95,791.02	0.00	80,717.22	0.00	18,757.71	99,474.93
0000317612	CJIT GCIC NCIC OPERATOR	43,284.80	43,284.80	0.00	44,627.02	8,668.85	166.48	53,462.35
0000337655	CONTRACT EMP PT POLICE OFFICER	0.00	0.00	0.00	36,497.03	6,643.54	0.00	43,140.57
0000304396	*SERVICEPERSON II	37,419.20	38,542.40	1,123.20	38,507.97	489.66	0.00	38,997.63
0000332114	*STATION AGENT	36,108.80	44,408.00	8,299.20	43,719.64	12,156.25	0.00	55,875.89
0000337541	*CUSTOMER INFORMATION OPERATOR	36,753.60	37,876.80	1,123.20	38,022.66	3,386.12	865.44	42,274.22
0000324854	TRANSIT POLICE SERGEANT (DATE LAST EMPLOYED 20-Sep-2019)	64,688.00	67,267.20	2,579.20	18,201.33	6,855.76	2,080.76	27,137.85
0000331307	CONTRACT PROFESSIONAL	0.00	0.00	0.00	81,112.50	0.00	0.00	81,112.50
0000315528	CREDIT COLLEC CLEARHSE ANALYST	60,053.76	60,053.76	0.00	60,131.28	0.00	0.00	60,131.28
0000338614	*JOURNEYMAN BUS TECHNICIAN	49,982.40	51,667.20	1,684.80	21,719.06	102.29	225.00	22,046.35
0000340013	PROJECT MANAGER II	106,090.40	106,090.40	0.00	106,087.30	0.00	0.00	106,087.30
0000341610	SR DIR GOVT & COMM AFFAIRS	128,750.18	128,750.18	0.00	128,748.08	0.00	0.00	128,748.08
0000340728	SUPV LIGHT RAIL TRANSPORTATION	52,124.80	52,124.80	0.00	53,567.79	5,409.57	0.00	58,977.36
0000304944	*STATION AGENT	43,617.60	44,928.00	1,310.40	48,778.28	4,819.58	0.00	53,597.86
0000329335	*JOURNEYMAN RAIL CAR MECHANIC	52,936.00	54,537.60	1,601.60	54,068.65	4,495.11	225.00	58,788.76
0000337576	*RAIL OPERATOR	41,121.60	46,030.40	4,908.80	42,970.69	12,649.62	1,423.05	57,043.36



**METROPOLITAN ATLANTA RAPID TRANSIT AUTHORITY (MARTA)**  
**MARTOC REPORT**

EE NUMBER	TITLE	FY 19	FY 20	DIFFERENCE	REGULAR	OVERTIME	OTHER	TOTAL
		BASE SALARY	BASE SALARY	+/-	EARNINGS	EARNINGS	EARNINGS	EARNINGS
0000338758	RAIL SERVICES CONTROLLER	37,585.60	71,552.00	33,966.40	50,890.53	11,531.98	2,391.46	64,813.97
0000303511	DEPARTMENT ADMINISTRATOR	80,385.50	80,385.50	0.00	78,557.25	0.00	5,539.01	84,096.26
0000330931	*BUS OPERATOR	48,193.60	49,649.60	1,456.00	52,677.48	20,916.00	1,303.12	74,896.60
0000317000	FOREMAN BUILDINGS SUPP EQUIP	62,608.00	62,608.00	0.00	60,263.30	17,631.09	6,983.20	84,877.59
0000330745	SUPT CONTROL CENTER	96,957.90	96,957.90	0.00	97,459.25	0.00	7,955.52	105,414.77
0000340924	*JOURNEYMAN ET-RADIO MAINT	49,774.40	52,832.00	3,057.60	48,996.83	10,827.50	225.00	60,049.33
0000332063	*BUS OPERATOR	41,121.60	46,030.40	4,908.80	44,441.20	7,513.62	0.00	51,954.82
0000314859	*BUS OPERATOR	48,193.60	49,649.60	1,456.00	46,261.44	8,916.38	233.33	55,411.15
0000329892	GIS ANALYST II	76,279.58	76,279.58	0.00	75,970.57	0.00	4,182.39	80,152.96
0000324791	TRANSIT POLICE OFFICER SR	62,878.40	60,465.60	-2,412.80	60,042.95	21,787.68	4,394.80	86,225.43
0000333040	DIR TECH APPLICATIONS	159,487.38	159,487.38	0.00	159,485.95	0.00	0.00	159,485.95
0000334985	SUPV RAIL LINE	44,678.40	58,968.00	14,289.60	58,586.95	11,942.68	2,172.30	72,701.93
0000320851	*RAIL STATION CLEANER	32,947.20	33,945.60	998.40	35,472.76	13,730.76	0.00	49,203.52
0000342686	TRANSIT POLICE OFFICER	39,291.20	45,947.20	6,656.00	44,702.96	3,838.77	1,104.50	49,646.23
0000341947	GOVT AFFAIRS PROG MGR (DATE LAST EMPLOYED 08-Nov-2019)	93,000.96	93,000.96	0.00	35,769.63	0.00	4,948.61	40,718.24
0000303739	ASSET MGMT PROGRAM ANALYST	66,567.28	66,567.28	0.00	66,678.87	0.00	6,787.66	73,466.53
0000332723	*JOURNEYMAN ET-TRAIN CONTROL	52,936.00	54,537.60	1,601.60	53,351.87	27,649.34	2,808.50	83,809.71
0000333585	*JOURNEYMAN BODY REPAIR	52,936.00	54,537.60	1,601.60	54,991.42	19,468.60	225.00	74,685.02
0000338075	*BUS OPERATOR	41,121.60	46,030.40	4,908.80	39,372.07	5,575.08	3,234.88	48,182.03
0000343037	SVC DESK SUPPORT AGENT	44,460.00	44,460.00	0.00	44,535.00	1,983.60	0.00	46,518.60
0000331912	*RAIL OPERATOR	48,193.60	49,649.60	1,456.00	53,012.98	23,961.73	628.52	77,603.23
0000343916	SUPV CUSTOMER INFO CENTR (DATE LAST EMPLOYED 06-Apr-2020)	58,432.66	58,432.66	0.00	26,714.45	0.00	52.74	26,767.19
0000340733	SUPV LIGHT RAIL MAINT (DATE LAST EMPLOYED 28-Oct-2019)	60,507.20	60,507.20	0.00	21,017.53	2,036.33	1,047.24	24,101.10
0000321061	RAIL SERVICES CONTROLLER	82,867.20	84,364.80	1,497.60	84,680.88	14,575.72	0.00	99,256.60
0000337789	SR COST ESTIMATOR	89,124.36	89,124.36	0.00	89,190.08	0.00	6,332.12	95,522.20
0000327797	TRANSIT POLICE SERGEANT (DATE LAST EMPLOYED 25-Oct-2019)	62,192.00	64,708.80	2,516.80	16,289.97	6,249.04	8,374.80	30,913.81
0000342745	*BUS OPERATOR	34,070.40	38,729.60	4,659.20	37,003.91	4,847.49	0.00	41,851.40
0000342679	*JOURNEYMAN TRACK MAINTAINER	45,926.40	51,272.00	5,345.60	50,261.56	7,857.25	739.50	58,858.31
0000316118	*JOURNEYMAN STRUCTURAL INSPECT	52,936.00	54,537.60	1,601.60	58,527.59	11,592.12	0.00	70,119.71
0000344632	MOBILITY OPERATIONS FIELD INS	63,980.80	63,980.80	0.00	25,183.00	461.40	0.00	25,644.40
0000302082	*JOURNEYMAN RAIL CAR MECHANIC	53,456.00	55,057.60	1,601.60	58,290.11	9,041.13	225.00	67,556.24
0000343471	*BUS OPERATOR	35,110.40	35,110.40	0.00	31,724.49	5,088.07	0.00	36,812.56
0000317674	PROTECTIVE SPEC POLICE CADET	31,990.40	31,990.40	0.00	32,922.84	3,303.03	0.00	36,225.87
0000303250	ENTERPRISE TELE ENGINEER	88,019.62	88,019.62	0.00	86,848.90	0.00	12,000.03	98,848.93

## MARTOC REPORT

EE NUMBER	TITLE	FY 19	FY 20	DIFFERENCE	REGULAR	OVERTIME	OTHER	TOTAL
		BASE SALARY	BASE SALARY	+/-	EARNINGS	EARNINGS	EARNINGS	EARNINGS
0000334984	SR INFORMATION SYSTEMS ANALYST	97,975.80	97,975.80	0.00	97,973.30	0.00	0.00	97,973.30
0000344839	AGM CHF POLICE & EMERG MGMT	195,000.00	195,000.00	0.00	56,250.00	0.00	0.00	56,250.00
0000322672	*JOURNEYMAN ET-RAIL CAR MAINT	52,936.00	54,537.60	1,601.60	57,537.92	19,623.07	225.00	77,385.99
0000302172	*JOURNEYMAN ET-RAIL CAR MAINT	53,456.00	55,057.60	1,601.60	52,107.46	0.00	225.00	52,332.46
0000306056	*BUS OPERATOR	48,713.60	50,169.60	1,456.00	46,402.55	9,010.91	0.00	55,413.46
0000326888	(DATE LAST EMPLOYED 01-May-2020) TRANSIT POLICE OFFICER SR	60,465.60	60,465.60	0.00	54,463.84	21,347.22	12,253.80	88,064.86
0000303679	(DATE LAST EMPLOYED 01-Jul-2020) ACCOUNTANT III	64,644.84	64,644.84	0.00	64,723.32	0.00	0.00	64,723.32
0000305041	FOREMAN CUSTODIAL SERVICES	51,916.80	51,916.80	0.00	53,794.93	4,986.79	1,996.80	60,778.52
0000305605	SUPT BUS TRANSPORTATION	72,155.46	72,155.46	0.00	64,756.82	0.00	16,689.70	81,446.52
0000338086	*BUS OPERATOR	41,121.60	46,030.40	4,908.80	34,614.82	1,694.62	2,735.03	39,044.47
0000327794	*BUS OPERATOR	48,193.60	49,649.60	1,456.00	45,182.75	559.94	3,386.88	49,129.57
0000331039	PERFORMANCE ANALYST	68,569.28	68,569.28	0.00	68,641.37	0.00	0.00	68,641.37
0000343399	*BUS OPERATOR	35,110.40	35,110.40	0.00	30,577.21	4,373.49	0.00	34,950.70
0000327036	*JOURNEYMAN ET-TRAIN CONTROL	52,936.00	54,537.60	1,601.60	56,837.30	31,282.80	225.00	88,345.10
0000322431	*JOURNEYMAN ET-TRAIN CONTROL	52,936.00	54,537.60	1,601.60	51,287.88	20,859.16	11,222.00	83,369.04
0000302389	SUPV BUS MAINTENANCE	64,584.00	64,584.00	0.00	63,043.79	6,642.74	3,618.00	73,304.53
0000303170	(DATE LAST EMPLOYED 01-Jul-2020) *JOURNEYMAN AA BUS TECHNICIAN	52,936.00	55,057.60	2,121.60	56,982.88	32,307.01	225.00	89,514.89
0000332873	TRANSIT POLICE OFFICER SR	53,768.00	55,931.20	2,163.20	52,124.17	17,465.26	4,136.00	73,725.43
0000335355	*JOURNEYMAN ET-RAIL CAR MAINT	52,936.00	54,537.60	1,601.60	51,875.00	30,786.10	2,997.84	85,658.94
0000338983	*BUS OPERATOR	37,585.60	42,369.60	4,784.00	42,060.82	12,053.08	750.00	54,863.90
0000343274	*BUS OPERATOR	35,110.40	35,110.40	0.00	34,589.48	5,630.24	0.00	40,219.72
0000302707	SR RECRUITER	71,295.90	78,217.88	6,921.98	72,636.91	0.00	5,098.32	77,735.23
0000335310	CONTRACT PROFESSIONAL	0.00	0.00	0.00	36,017.03	14,938.61	0.00	50,955.64
0000329153	(DATE LAST EMPLOYED 31-Jan-2020) *BUS OPERATOR	41,121.60	46,030.40	4,908.80	41,386.74	3,063.52	2,560.33	47,010.59
0000336908	*BUS OPERATOR	41,121.60	46,030.40	4,908.80	47,224.15	13,944.16	0.00	61,168.31
0000322215	IT BUSINESS ANALYST II	75,352.94	75,352.94	0.00	75,356.85	0.00	0.00	75,356.85
0000315667	*JOURNEYMAN ET-RAIL CAR MAINT	52,936.00	54,537.60	1,601.60	51,280.81	10,296.86	225.00	61,802.67
0000324227	QA ENGINEER	93,604.94	102,692.72	9,087.78	103,194.22	0.00	1,255.49	104,449.71
0000327138	SUPV RAIL LINE	44,678.40	58,968.00	14,289.60	57,541.80	10,933.67	5,216.40	73,691.87
0000331665	*RAIL OPERATOR	41,121.60	46,030.40	4,908.80	36,304.80	6,471.05	4,005.04	46,780.89
0000335142	TRANSIT POLICE OFFICER SPECIAL	62,878.40	62,878.40	0.00	63,295.01	12,106.16	2,585.36	77,986.53
0000331061	*BUS OPERATOR	48,193.60	49,649.60	1,456.00	42,704.38	3,850.83	5,420.25	51,975.46
0000337282	*STATION AGENT	43,097.60	44,408.00	1,310.40	39,767.25	8,711.88	2,838.08	51,317.21
0000337933	*BUS OPERATOR	41,121.60	46,030.40	4,908.80	34,465.65	10,140.90	3,057.52	47,664.07

## MARTOC REPORT

EE NUMBER	TITLE	FY 19 BASE SALARY	FY 20 BASE SALARY	DIFFERENCE +/-	REGULAR EARNINGS	OVERTIME EARNINGS	OTHER EARNINGS	TOTAL EARNINGS
0000343366	*BUS OPERATOR	35,110.40	35,110.40	0.00	32,940.84	2,563.15	0.00	35,503.99
0000322818	SUPPORT ANALYST II (DATE LAST EMPLOYED 01-Nov-2019)	56,275.96	56,275.96	0.00	20,346.02	0.00	3,343.67	23,689.69
0000343360	*JOURNEYMAN BUS TECHNICIAN	50,252.80	50,252.80	0.00	44,313.88	3,398.47	176.64	47,888.99
0000334356	*BUS OPERATOR	44,678.40	49,649.60	4,971.20	48,372.46	5,773.75	2,241.13	56,387.34
0000339547	*BUS OPERATOR	37,585.60	42,369.60	4,784.00	33,992.77	9,953.23	0.00	43,946.00
0000302866	*BUS OPERATOR	48,713.60	50,169.60	1,456.00	51,819.98	18,022.14	0.00	69,842.12
0000330171	*JOURNEYMAN RAIL CAR MECHANIC	45,926.40	51,272.00	5,345.60	50,036.74	5,845.94	225.00	56,107.68
0000343092	*BUS OPERATOR	34,070.40	35,110.40	1,040.00	36,264.30	5,478.90	0.00	41,743.20
0000306114	*JOURNEYMAN ET-RAIL CAR MAINT	52,936.00	55,057.60	2,121.60	59,719.30	25,844.49	225.00	85,788.79
0000316386	*REVENUE AGENT	36,753.60	44,428.80	7,675.20	41,820.06	1,296.45	0.00	43,116.51
0000304885	*JOURNEYMAN ET-TRAIN CONTROL	52,936.00	54,537.60	1,601.60	54,452.73	3,572.56	225.00	58,250.29
0000341621	*JOURNEYMAN BUS TECHNICIAN	45,926.40	50,752.00	4,825.60	51,687.00	6,171.20	225.00	58,083.20
0000328122	SR PROJECT MANAGER	114,019.10	123,508.84	9,489.74	116,938.23	0.00	0.00	116,938.23
0000338893	*BUS OPERATOR (DATE LAST EMPLOYED 26-Mar-2020)	37,585.60	42,369.60	4,784.00	34,892.02	5,196.12	0.00	40,088.14
0000316714	*BUS OPERATOR	48,193.60	49,649.60	1,456.00	50,916.71	12,112.00	0.00	63,028.71
0000322923	*BUS OPERATOR	48,193.60	49,649.60	1,456.00	46,474.81	2,312.70	4,660.86	53,448.37
0000305684	*JOURNEYMAN ET-RADIO MAINT	53,456.00	55,057.60	1,601.60	58,407.63	3,299.79	225.00	61,932.42
0000306228	MGR ACCOUNTING	107,690.96	107,690.96	0.00	107,168.50	0.00	20,491.07	127,659.57
0000332079	*RAIL OPERATOR	48,193.60	49,649.60	1,456.00	51,770.53	6,096.99	0.00	57,867.52
0000302780	MGR SAFETY	76,537.50	101,218.52	24,681.02	91,866.64	0.00	6,908.04	98,774.68
0000302758	CONTRACT EMP PT POLICE OFFICER	0.00	0.00	0.00	47,234.01	675.95	0.00	47,909.96
0000321710	SR EXECUTIVE ADMINISTRATOR	72,233.46	72,233.46	0.00	72,309.47	0.00	1,131.66	73,441.13
0000319545	*PT BUS OPERATOR	0.00	0.00	0.00	21,631.40	0.00	0.00	21,631.40
0000316216	CONTRACT DIR OPERATIONS (DATE LAST EMPLOYED 31-Aug-2019)	0.00	0.00	0.00	26,880.00	0.00	0.00	26,880.00
0000329223	*BUS OPERATOR	48,193.60	49,649.60	1,456.00	51,072.78	5,308.79	0.00	56,381.57
0000319663	*BUS OPERATOR (DATE LAST EMPLOYED 01-Mar-2020)	48,193.60	49,649.60	1,456.00	34,177.38	10,273.28	0.00	44,450.66
0000337914	INFORMATION SYS ANALYST III	87,418.50	87,418.50	0.00	86,413.17	0.00	3,250.18	89,663.35
0000306609	*MATERIAL CONTROLLER LEAD	51,147.20	52,686.40	1,539.20	53,085.69	321.86	0.00	53,407.55
0000339542	SUPPLIER DIVERSITY PRGM ANLYST	77,662.26	77,662.26	0.00	77,662.43	0.00	0.00	77,662.43
0000304167	RAIL SERVICES CONTROLLER	85,113.60	85,113.60	0.00	87,048.44	3,823.38	1,964.16	92,835.98
0000342884	*BUS OPERATOR	34,070.40	35,110.40	1,040.00	35,929.70	6,066.23	0.00	41,995.93
0000336309	SYSTEM SAFETY ENGINEER III	88,334.48	88,334.48	0.00	88,335.72	0.00	0.00	88,335.72
0000339043	*BUS OPERATOR (DATE LAST EMPLOYED 21-Feb-2020)	37,585.60	42,369.60	4,784.00	27,775.33	2,874.51	0.00	30,649.84
0000330610	*JOURNEYMAN ET-RADIO MAINT	52,936.00	54,537.60	1,601.60	56,104.94	12,329.08	924.20	69,358.22

**METROPOLITAN ATLANTA RAPID TRANSIT AUTHORITY (MARTA)**  
**MARTOC REPORT**

EE NUMBER	TITLE	FY 19	FY 20	DIFFERENCE +/-	REGULAR EARNINGS	OVERTIME EARNINGS	OTHER EARNINGS	TOTAL EARNINGS
		BASE SALARY	BASE SALARY					
0000304658	*MATERIAL CONTROLLER	49,129.60	50,606.40	1,476.80	50,603.56	35.43	0.00	50,638.99
0000338897	*BUS OPERATOR	37,585.60	42,369.60	4,784.00	42,782.43	5,043.15	0.00	47,825.58
0000330624	*JOURNEYMAN ET-HVAC	52,936.00	54,537.60	1,601.60	55,100.91	4,944.55	225.00	60,270.46
0000323614	*BUS OPERATOR	48,193.60	49,649.60	1,456.00	48,678.67	10,760.42	2,634.24	62,073.33
0000320604	SUPV BUS MAINTENANCE	62,608.00	62,608.00	0.00	65,011.78	8,811.57	0.00	73,823.35
0000304216	*PT BUS OPERATOR	0.00	0.00	0.00	23,385.16	0.00	0.00	23,385.16
0000329559	PROJECT MANAGER I	89,370.84	89,370.84	0.00	89,367.51	0.00	8,707.93	98,075.44
0000343130	*BUS OPERATOR	34,070.40	35,110.40	1,040.00	35,720.56	4,647.28	360.12	40,727.96
0000302892	*BUS OPERATOR	48,713.60	50,169.60	1,456.00	49,654.06	10,350.37	264.65	60,269.08
0000329582	*BUS OPERATOR	48,193.60	49,649.60	1,456.00	45,115.01	2,438.61	4,712.40	52,266.02
0000305119	SUPT BUS TRANSPORTATION	79,369.42	84,925.36	5,555.94	82,140.87	0.00	4,651.54	86,792.41
0000305549	DISPATCHER RADIO COMMUNICATION	60,611.20	60,611.20	0.00	62,591.46	6,848.06	3,621.25	73,060.77
0000317323	*JOURNEYMAN SUPPORT EQUIPMENT	52,936.00	54,537.60	1,601.60	47,091.16	2,068.38	225.00	49,384.54
0000328741	FARE COLLECTION PROCESSOR	25,330.50	25,330.50	0.00	23,411.85	277.68	0.00	23,689.53
0000333544	OFFICE ADMINISTRATOR II	57,983.64	57,983.64	0.00	58,061.68	0.00	0.00	58,061.68
0000332581	*BUS OPERATOR	48,193.60	49,649.60	1,456.00	48,372.10	7,550.62	3,149.14	59,071.86
0000302615	*JOURNEYMAN AA BUS TECHNICIAN	53,456.00	55,057.60	1,601.60	58,057.44	29,002.27	225.00	87,284.71
0000341389	*CUSTODIAN LIGHT RAIL OPS	32,947.20	33,945.60	998.40	34,881.88	6,405.12	0.00	41,287.00
0000330921	*BUS OPERATOR	48,193.60	49,649.60	1,456.00	47,088.92	4,028.00	2,546.64	53,663.56
0000304916	*RAIL OPERATOR	48,713.60	50,169.60	1,456.00	37,823.11	1,105.73	1,026.74	39,955.58
0000341886	*BUS OPERATOR	34,070.40	38,729.60	4,659.20	37,965.34	8,094.37	131.04	46,190.75
0000341496	TRANSIT POLICE OFFICER	42,515.20	44,200.00	1,684.80	41,012.75	12,003.67	3,477.99	56,494.41
0000322984	ENGINEERING CAD SPECIALIST III	72,744.88	72,744.88	0.00	72,822.99	0.00	0.00	72,822.99
0000343059	*BUS OPERATOR	34,070.40	35,110.40	1,040.00	34,659.70	4,901.63	0.00	39,561.33
0000338542	*BUS OPERATOR	37,585.60	42,369.60	4,784.00	32,945.59	1,391.34	2,858.08	37,195.01
0000342209	*BUS OPERATOR	34,070.40	38,729.60	4,659.20	32,328.15	4,812.13	2,482.40	39,622.68
0000316528	FIELD DATA COLLECTION SPEC	39,643.50	39,643.50	0.00	30,898.84	263.53	0.00	31,162.37
0000334693	RESIDENT ENGINEER	92,802.32	102,082.76	9,280.44	96,518.38	0.00	3,807.28	100,325.66
0000337926	*JOURNEYMAN BUS TECHNICIAN	45,926.40	47,320.00	1,393.60	33,004.42	317.37	0.00	33,321.79
0000333053	PROTECTIVE SPEC POLICE CADET	31,200.00	31,200.00	0.00	31,279.52	2,589.36	0.00	33,868.88
0000338545	*BUS OPERATOR	37,585.60	42,369.60	4,784.00	28,909.05	7,765.99	0.00	36,675.04
0000340061	ACCOUNTANT III	68,095.82	74,905.22	6,809.40	69,218.60	0.00	261.91	69,480.51
0000302585	CONTRACT PROFESSIONAL DISPATCH	0.00	0.00	0.00	68,520.90	6,053.40	0.00	74,574.30
0000336135	CONTRACT SPECIALIST III	74,303.58	74,303.58	0.00	74,378.89	0.00	0.00	74,378.89
0000303114	FOREMAN CUSTODIAL SERVICES	54,246.40	54,246.40	0.00	55,928.44	3,509.12	3,546.88	62,984.44

**METROPOLITAN ATLANTA RAPID TRANSIT AUTHORITY (MARTA)**  
**MARTOC REPORT**

EE NUMBER	TITLE	FY 19 BASE SALARY	FY 20 BASE SALARY	DIFFERENCE +/-	REGULAR EARNINGS	OVERTIME EARNINGS	OTHER EARNINGS	TOTAL EARNINGS
0000302318	*MATERIAL CONTROLLER	50,627.20	50,606.40	-20.80	52,549.58	4,310.24	0.00	56,859.82
0000315343	SUPV CAR REPAIR INSPECTION	62,587.20	62,587.20	0.00	63,826.71	20,916.90	5,439.42	90,183.03
0000321807	FARE COLLECTION COORDINATOR OP	55,887.00	55,887.00	0.00	56,887.56	333.97	0.00	57,221.53
0000317740	CLEARINGHOUSE SPEC	46,059.00	46,059.00	0.00	46,146.46	68.79	3,768.85	49,984.10
0000339045	*BUS OPERATOR	37,585.60	42,369.60	4,784.00	41,958.96	8,431.05	0.00	50,390.01
0000323249	*BUS OPERATOR	48,193.60	49,649.60	1,456.00	50,869.77	3,959.91	0.00	54,829.68
0000320555	TRANSIT POLICE OFFICER SR	62,878.40	60,465.60	-2,412.80	61,930.12	39,089.19	10,438.32	111,457.63
0000327107	*BUS OPERATOR	48,193.60	49,649.60	1,456.00	51,166.68	10,957.00	0.00	62,123.68
0000323162	*BUS OPERATOR	48,193.60	49,649.60	1,456.00	51,072.46	7,036.08	0.00	58,108.54
0000339353	TRANSIT POLICE OFFICER SR	45,947.20	49,691.20	3,744.00	49,960.27	19,826.66	0.00	69,786.93
0000323530	*BUS OPERATOR	48,193.60	49,649.60	1,456.00	51,129.24	4,712.97	0.00	55,842.21
0000324732	TRANSIT POLICE OFFICER SPECIAL	60,465.60	62,878.40	2,412.80	61,433.78	28,152.06	6,339.34	95,925.18
0000303435	*JOURNEYMAN ET-RAIL CAR MAINT	53,456.00	55,057.60	1,601.60	55,585.78	9,919.86	225.00	65,730.64
0000303093	SUPV BUS MAINTENANCE (DATE LAST EMPLOYED 01-Mar-2020)	62,608.00	62,608.00	0.00	39,491.77	2,396.83	5,302.14	47,190.74
0000337470	FIELD INSPECTOR	57,681.00	57,681.00	0.00	59,956.53	14,302.25	0.00	74,258.78
0000337168	*SR TRAFFIC CHECKER	30,742.40	36,982.40	6,240.00	35,530.77	565.49	0.00	36,096.26
0000302246	*RAIL OPERATOR	48,713.60	50,169.60	1,456.00	55,069.78	14,199.20	0.00	69,268.98
0000335618	*BUS OPERATOR	44,678.40	49,649.60	4,971.20	46,430.09	12,447.34	3,098.56	61,975.99
0000343472	*BUS OPERATOR	35,110.40	35,110.40	0.00	32,288.87	4,317.59	0.00	36,606.46
0000319278	*JOURNEYMAN RAIL CAR MECHANIC	52,936.00	54,537.60	1,601.60	57,455.55	15,523.49	225.00	73,204.04
0000342865	*BUS OPERATOR	34,070.40	35,110.40	1,040.00	36,264.36	9,697.74	0.00	45,962.10
0000316217	*JOURNEYMAN ET-RADIO MAINT	52,936.00	54,537.60	1,601.60	61,213.12	52,071.62	225.00	113,509.74
0000306431	*RAIL OPERATOR	48,713.60	50,169.60	1,456.00	55,195.48	18,505.85	0.00	73,701.33
0000315347	*JOURNEYMAN TRACK WALKER	52,936.00	54,537.60	1,601.60	55,187.25	5,262.37	0.00	60,449.62
0000335972	*JOURNEYMAN SUPPORT EQUIPMENT	52,936.00	54,537.60	1,601.60	54,304.29	5,646.41	225.00	60,175.70
0000302836	*STATION AGENT	43,617.60	44,928.00	1,310.40	42,232.90	314.56	3,227.76	45,775.22
0000339602	*BUS OPERATOR	37,585.60	42,369.60	4,784.00	34,302.73	4,730.90	2,819.48	41,853.11
0000338428	FIELD INSPECTOR	56,004.00	56,004.00	0.00	58,902.26	14,779.50	1,148.80	74,830.56
0000334898	*RAIL OPERATOR	41,121.60	46,030.40	4,908.80	39,292.85	5,863.96	3,438.68	48,595.49
0000316151	MAINT & INVENTORY CONTROL SPEC	61,814.48	67,584.92	5,770.44	67,871.84	0.00	0.00	67,871.84
0000306641	*BUS OPERATOR	48,193.60	49,649.60	1,456.00	51,376.40	11,554.46	0.00	62,930.86
0000306629	*BUS OPERATOR	48,193.60	49,649.60	1,456.00	49,500.55	2,395.24	0.00	51,895.79
0000335048	CJIT-POLICE DISPATCHER	45,739.20	45,739.20	0.00	47,544.64	19,558.36	2,199.00	69,302.00
0000303829	*BUS OPERATOR	48,713.60	50,169.60	1,456.00	53,550.84	13,133.50	0.00	66,684.34

**METROPOLITAN ATLANTA RAPID TRANSIT AUTHORITY (MARTA)**  
**MARTOC REPORT**

EE NUMBER	TITLE	FY 19	FY 20	DIFFERENCE	REGULAR	OVERTIME	OTHER	TOTAL
		BASE SALARY	BASE SALARY	+/-	EARNINGS	EARNINGS	EARNINGS	EARNINGS
0000305287	TRANSIT POLICE LIEUTENANT	88,628.80	88,628.80	0.00	94,458.75	28,289.35	0.00	122,748.10
0000339500	*RAIL STATION CLEANER	31,179.20	33,945.60	2,766.40	33,280.52	2,448.06	0.00	35,728.58
0000343867	*SERVICEPERSON I	36,400.00	36,400.00	0.00	25,763.80	4,147.03	0.00	29,910.83
0000343935	*BUS OPERATOR	35,110.40	35,110.40	0.00	23,042.68	2,820.39	0.00	25,863.07
0000335402	*BUS OPERATOR (DATE LAST EMPLOYED 17-Sep-2019)	44,678.40	44,678.40	0.00	25,865.23	3,623.16	0.00	29,488.39
0000335069	CUSTOMER CARE SPEC	42,354.00	42,354.00	0.00	42,591.51	1,512.71	0.00	44,104.22
0000323903	*SERVICEPERSON I	36,899.20	38,022.40	1,123.20	39,951.72	3,506.28	0.00	43,458.00
0000332672	*RAIL STATION CLEANER	32,947.20	33,945.60	998.40	31,920.52	4,401.90	2,861.04	39,183.46
0000343632	*JOURNEYMAN BUS TECHNICIAN	50,252.80	50,252.80	0.00	31,081.15	311.90	0.00	31,393.05
0000305202	DIVISION DISPATCHER	60,028.80	62,379.20	2,350.40	61,805.13	3,123.45	6,066.28	70,994.86
0000337936	*RAIL STATION CLEANER	32,947.20	33,945.60	998.40	34,860.76	5,177.88	227.88	40,266.52
0000303748	*JOURNEYMAN BUS TECHNICIAN	49,982.40	52,478.40	2,496.00	56,035.56	25,680.95	225.00	81,941.51
0000333520	*STATION AGENT	43,097.60	44,408.00	1,310.40	46,582.62	7,585.42	0.00	54,168.04
0000321025	*BUS OPERATOR	48,193.60	49,649.60	1,456.00	50,750.69	11,427.15	1,128.96	63,306.80
0000306647	*JOURNEYMAN AUTOMOTIVE TECH	52,936.00	55,057.60	2,121.60	55,241.75	15,428.24	225.00	70,894.99
0000340139	*SERVICEPERSON I	35,339.20	38,022.40	2,683.20	38,939.32	7,445.90	0.00	46,385.22
0000331137	RESIDENT ENGINEER	92,802.32	92,802.32	0.00	93,305.40	0.00	3,569.32	96,874.72
0000333791	*BUS OPERATOR	48,193.60	49,649.60	1,456.00	46,717.33	4,665.78	2,483.43	53,866.54
0000341131	ADVERTISING COORDINATOR	61,800.70	61,800.70	0.00	61,635.92	0.00	237.70	61,873.62
0000331804	*RAIL STATION CLEANER	32,947.20	33,945.60	998.40	23,250.76	1,437.48	1,632.00	26,320.24
0000339934	MGR MATERIALS	95,481.36	95,481.36	0.00	101,581.12	0.00	2,937.89	104,519.01
0000340826	TRANSIT POLICE OFFICER (DATE LAST EMPLOYED 17-Jan-2020)	44,200.00	45,947.20	1,747.20	22,896.16	2,488.86	3,499.76	28,884.78
0000326193	*JOURNEYMAN BUS TECHNICIAN	52,124.80	53,705.60	1,580.80	56,839.02	1,908.29	225.00	58,972.31
0000322864	*BUS OPERATOR	41,121.60	46,030.40	4,908.80	37,108.49	2,121.86	3,095.60	42,325.95
0000323910	CIVIL ENGINEER VI	95,979.78	95,979.78	0.00	95,978.43	0.00	0.00	95,978.43
0000336048	CJIT-POLICE DISPATCHER	44,387.20	44,387.20	0.00	45,634.41	10,837.21	3,788.00	60,259.62
0000335320	*SERVICEPERSON IV	36,899.20	40,622.40	3,723.20	40,810.71	2,709.39	0.00	43,520.10
0000318281	*BUS OPERATOR	48,193.60	49,649.60	1,456.00	52,895.03	17,778.79	1,308.72	71,982.54
0000315630	COST ANALYST	70,599.88	70,599.88	0.00	69,354.06	0.00	7,929.35	77,283.41
0000338586	MGR CONSTRUCTION PROJECTS	97,603.22	97,603.22	0.00	98,105.04	0.00	0.00	98,105.04
0000322028	SR PERFORMANCE ANALYST	88,882.56	88,882.56	0.00	88,884.51	0.00	7,520.85	96,405.36
0000302937	*JOURNEYMAN RAIL CAR MECHANIC	53,456.00	55,057.60	1,601.60	60,128.45	19,105.39	225.00	79,458.84
0000335567	*RAIL OPERATOR	41,121.60	46,030.40	4,908.80	41,623.35	13,694.69	3,645.54	58,963.58
0000340695	*BUS OPERATOR (DATE LAST EMPLOYED 04-Jun-2020)	37,585.60	42,369.60	4,784.00	40,530.19	6,085.63	0.00	46,615.82

## MARTOC REPORT

EE NUMBER	TITLE	FY 19	FY 20	DIFFERENCE	REGULAR	OVERTIME	OTHER	TOTAL
		BASE SALARY	BASE SALARY	+/-	EARNINGS	EARNINGS	EARNINGS	EARNINGS
0000319669	TRANSIT POLICE LIEUTENANT	79,164.80	82,347.20	3,182.40	84,590.41	9,955.96	3,179.04	97,725.41
0000303979	*BUS OPERATOR (DATE LAST EMPLOYED 01-Jun-2020)	48,713.60	50,169.60	1,456.00	53,450.42	12,575.43	0.00	66,025.85
0000322050	CONFIG MGMT SPECIALIST III	65,726.96	65,726.96	0.00	64,958.32	0.00	0.00	64,958.32
0000333876	*BUS OPERATOR	48,193.60	49,649.60	1,456.00	51,225.99	12,603.46	0.00	63,829.45
0000305734	CAPITAL PROJECT COORDINATOR	70,645.12	70,645.12	0.00	59,126.35	0.00	18,582.75	77,709.10
0000339925	SUPV BUS & RAIL STORES	62,608.00	62,608.00	0.00	63,853.87	2,677.76	4,816.00	71,347.63
0000314959	MGR PURCHASING	83,294.12	83,294.12	0.00	83,291.49	0.00	6,407.24	89,698.73
0000315027	*BUS OPERATOR	48,193.60	49,649.60	1,456.00	51,291.97	13,612.08	227.77	65,131.82
0000304358	*JOURNEYMAN SUPPORT EQUIPMENT	53,456.00	55,057.60	1,601.60	18,817.43	2,536.62	225.00	21,579.05
0000304144	RIDESTORE ASSISTANT	33,696.00	33,696.00	0.00	35,153.17	5,704.47	2,398.98	43,256.62
0000329792	*BUS OPERATOR	48,193.60	49,649.60	1,456.00	46,141.22	6,380.90	949.20	53,471.32
0000305958	*STATION AGENT	43,097.60	44,928.00	1,830.40	44,569.96	3,908.17	1,675.60	50,153.73
0000302678	*BUS OPERATOR	48,713.60	50,169.60	1,456.00	19,774.61	894.03	0.00	20,668.64
0000337283	AGM SAFETY & QA	137,974.46	175,000.02	37,025.56	166,835.14	0.00	0.00	166,835.14
0000321693	*BUS OPERATOR	48,193.60	49,649.60	1,456.00	50,627.58	19,277.83	0.00	69,905.41
0000324188	FOREMAN POWER	58,884.80	58,884.80	0.00	60,507.46	16,827.00	1,319.52	78,653.98
0000303996	*JOURNEYMAN TRACK MAINTAINER	53,456.00	55,057.60	1,601.60	57,989.50	7,270.82	0.00	65,260.32
0000330392	SUPV BUS TRANSPORTATION	58,843.20	58,843.20	0.00	58,197.07	2,080.40	1,810.56	62,088.03
0000338143	AGM INFORMATION SECURITY/CISO	182,504.92	182,504.92	0.00	182,508.20	0.00	0.00	182,508.20
0000337916	*JOURNEYMAN ET-HVAC	51,292.80	54,537.60	3,244.80	55,069.61	2,541.37	225.00	57,835.98
0000317506	DATA WAREHOUSE ARCHITECT	91,652.60	91,652.60	0.00	91,653.42	0.00	8,225.24	99,878.66
0000334770	*BUS OPERATOR	44,678.40	49,649.60	4,971.20	50,858.97	18,651.61	0.00	69,510.58
0000305985	HR INFORMATION SYSTEMS SPEC II	56,628.00	56,628.00	0.00	57,203.04	0.00	4,573.80	61,776.84
0000331990	SUPV BUS TRANSPORTATION	62,441.60	62,441.60	0.00	54,830.88	9,116.35	3,501.92	67,449.15
0000332759	TRANSIT POLICE OFFICER SR	60,465.60	60,465.60	0.00	60,167.52	14,122.39	2,448.50	76,738.41
0000320838	CONTRACT EMP PT POLICE OFFICER	0.00	0.00	0.00	52,602.88	29,297.10	0.00	81,899.98
0000324181	*RAIL STATION CLEANER	32,947.20	33,945.60	998.40	34,843.24	8,999.10	0.00	43,842.34
0000307120	*BUS OPERATOR	44,678.40	49,649.60	4,971.20	47,497.22	7,749.49	381.93	55,628.64
0000340470	SR WEB DEVELOPER	95,275.18	95,275.18	0.00	93,440.85	0.00	1,832.25	95,273.10
0000323731	*BUS OPERATOR	48,193.60	49,649.60	1,456.00	48,259.07	7,983.68	0.00	56,242.75
0000303448	DIVISION DISPATCHER (DATE LAST EMPLOYED 01-Feb-2020)	66,892.80	69,492.80	2,600.00	41,916.03	2,222.64	8,229.89	52,368.56
0000337539	*BUS OPERATOR	41,121.60	46,030.40	4,908.80	45,275.99	11,949.85	935.83	58,161.67
0000343459	*BUS OPERATOR	35,110.40	35,110.40	0.00	27,550.74	2,834.43	0.00	30,385.17
0000329352	*BUS OPERATOR	34,070.40	38,729.60	4,659.20	37,358.39	6,247.48	726.88	44,332.75
0000302351	*JOURNEYMAN AA BUS TECHNICIAN	53,456.00	55,057.60	1,601.60	56,143.40	22,206.54	225.00	78,574.94

**METROPOLITAN ATLANTA RAPID TRANSIT AUTHORITY (MARTA)**  
**MARTOC REPORT**

EE NUMBER	TITLE	FY 19 BASE SALARY	FY 20 BASE SALARY	DIFFERENCE +/-	REGULAR EARNINGS	OVERTIME EARNINGS	OTHER EARNINGS	TOTAL EARNINGS
0000335383	*BUS OPERATOR	44,678.40	49,649.60	4,971.20	48,501.73	7,119.98	696.40	56,318.11
0000317773	*JOURNEYMAN ET-RAIL CAR MAINT	52,936.00	54,537.60	1,601.60	58,496.20	18,155.29	225.00	76,876.49
0000317536	QA ENGINEER	85,505.16	85,505.16	0.00	86,007.32	0.00	6,577.32	92,584.64
0000306664	FOREMAN POWER	63,211.20	63,211.20	0.00	66,311.48	8,503.43	3,847.20	78,662.11
0000334186	*BUS OPERATOR	48,193.60	49,649.60	1,456.00	46,620.02	9,029.76	3,395.76	59,045.54
0000326616	TRANSIT POLICE OFFICER SR	53,768.00	55,931.20	2,163.20	52,848.68	7,587.11	4,705.80	65,141.59
0000338324	*BUS OPERATOR	37,585.60	42,369.60	4,784.00	42,813.96	5,124.57	1,140.72	49,079.25
0000304881	*SERVICEPERSON IV	39,436.80	40,622.40	1,185.60	43,194.18	15,771.88	1,838.40	60,804.46
0000329163	*BUS OPERATOR	48,193.60	49,649.60	1,456.00	51,501.97	5,985.97	741.44	58,229.38
0000341536	TRANSIT POLICE OFFICER (DATE LAST EMPLOYED 02-Jun-2020)	44,200.00	45,947.20	1,747.20	42,317.53	9,638.32	456.61	52,412.46
0000322162	*LIGHT RAIL OPERATOR	34,070.40	38,729.60	4,659.20	36,970.16	2,087.73	0.00	39,057.89
0000305608	BUS MECH ELEC ENGINEER	73,919.82	73,919.82	0.00	73,991.90	0.00	4,264.61	78,256.51
0000341906	*BUS OPERATOR	34,070.40	38,729.60	4,659.20	33,082.20	6,195.62	393.12	39,670.94
0000334372	HR INFORMATION SYSTEMS SPEC II	46,000.50	46,000.50	0.00	46,575.54	0.00	0.00	46,575.54
0000337371	*BUS OPERATOR	41,121.60	46,030.40	4,908.80	46,015.90	7,549.50	0.00	53,565.40
0000338016	*BUS OPERATOR	41,121.60	46,030.40	4,908.80	40,705.51	9,460.88	814.80	50,981.19
0000341075	CONTRACT SPECIALIST III (DATE LAST EMPLOYED 31-Jan-2020)	74,303.58	74,303.58	0.00	45,448.62	0.00	1,778.40	47,227.02
0000304698	ACCOUNTING SPECIALIST III	50,973.00	50,973.00	0.00	49,078.54	571.05	2,748.10	52,397.69
0000326524	RAMS ENGINEER VI	92,742.26	92,742.26	0.00	92,746.39	0.00	0.00	92,746.39
0000320807	CONTRACT PROFESSIONAL (DATE LAST EMPLOYED 30-Dec-2019)	0.00	0.00	0.00	42,310.38	1,637.97	0.00	43,948.35
0000316117	*JOURNEYMAN TRACK MAINTAINER (DATE LAST EMPLOYED 01-Mar-2020)	52,936.00	54,537.60	1,601.60	36,579.55	8,313.25	0.00	44,892.80
0000337075	*BUS OPERATOR	41,121.60	42,369.60	1,248.00	29,664.57	3,600.77	1,744.56	35,009.90
0000339801	*JOURNEYMAN BUS TECHNICIAN	45,926.40	50,752.00	4,825.60	50,990.03	7,832.87	225.00	59,047.90
0000304637	*BUS OPERATOR	48,193.60	49,649.60	1,456.00	45,417.41	5,055.74	2,456.11	52,929.26
0000302932	SR ADMINISTRATIVE ASSISTANT	45,513.00	45,513.00	0.00	45,611.34	175.05	1,925.55	47,711.94
0000303143	FIELD INSPECTOR	59,436.00	59,436.00	0.00	63,228.13	12,708.71	2,438.40	78,375.24
0000326181	ENGINEERING SVCS COORDINATOR	99,050.12	99,050.12	0.00	95,296.90	0.00	1,849.34	97,146.24
0000328225	ARCHITECT V	84,337.76	84,337.76	0.00	67,816.95	0.00	4,541.32	72,358.27
0000323588	*BUS OPERATOR	48,193.60	49,649.60	1,456.00	52,046.91	18,838.86	0.00	70,885.77
0000328460	*JOURNEYMAN RAIL CAR MECHANIC	52,936.00	54,537.60	1,601.60	50,069.37	6,417.44	4,232.70	60,719.51
0000317725	*STATION AGENT	43,097.60	44,408.00	1,310.40	49,063.59	12,299.62	0.00	61,363.21
0000315245	SUPV RAIL LINE	62,608.00	62,608.00	0.00	64,088.85	9,140.06	4,515.00	77,743.91
0000306448	*JOURNEYMAN ET-RAIL CAR MAINT	53,456.00	55,057.60	1,601.60	54,079.33	0.00	225.00	54,304.33
0000343175	*BUS OPERATOR	34,070.40	35,110.40	1,040.00	36,029.50	4,547.32	0.00	40,576.82



## MARTOC REPORT

EE NUMBER	TITLE	FY 19 BASE SALARY	FY 20 BASE SALARY	DIFFERENCE +/-	REGULAR EARNINGS	OVERTIME EARNINGS	OTHER EARNINGS	TOTAL EARNINGS
0000304557	*JOURNEYMAN ET-RAIL CAR MAINT	53,456.00	55,057.60	1,601.60	55,608.59	6,023.45	225.00	61,857.04
0000324689	SUPV RAIL LINE (DATE LAST EMPLOYED 10-Mar-2020)	62,608.00	62,608.00	0.00	44,209.76	5,410.13	3,391.10	53,010.99
0000322201	*BUS OPERATOR	48,193.60	49,649.60	1,456.00	45,095.39	12,640.32	230.55	57,966.26
0000304107	OFFICE ADMINISTRATOR II	60,302.58	60,302.58	0.00	58,767.26	0.00	1,610.05	60,377.31
0000340396	SR ASSOC SALES & BUS DEV	74,303.58	74,303.58	0.00	74,378.84	0.00	0.00	74,378.84
0000342141	*SERVICEPERSON VII GROUNDSKEEPER	33,841.60	38,563.20	4,721.60	27,124.50	1,173.23	0.00	28,297.73
0000343864	TRANSIT POLICE OFFICER	40,851.20	40,851.20	0.00	30,677.80	500.82	0.00	31,178.62
0000340412	*JOURNEYMAN TRACK MAINTAINER	45,926.40	51,667.20	5,740.80	47,889.19	12,011.01	993.60	60,893.80
0000305255	*SERVICEPERSON I (A)	37,440.00	39,083.20	1,643.20	40,701.20	3,752.07	0.00	44,453.27
0000344354	SUPV RAIL LINE	58,968.00	58,968.00	0.00	32,327.00	2,917.24	0.00	35,244.24
0000344047	*BUS OPERATOR	35,110.40	35,110.40	0.00	21,215.76	1,293.39	0.00	22,509.15
0000335797	*BUS OPERATOR	44,678.40	49,649.60	4,971.20	48,712.30	11,641.24	0.00	60,353.54
0000321478	DIVISION DISPATCHER	62,441.60	62,441.60	0.00	63,706.62	7,475.42	4,202.80	75,384.84
0000337540	*BUS OPERATOR	41,121.60	46,030.40	4,908.80	37,034.62	1,814.07	711.33	39,560.02
0000341908	TRANSIT POLICE OFFICER	44,200.00	45,947.20	1,747.20	43,166.80	12,679.54	2,492.81	58,339.15
0000307038	MGR TRANSIT RESEARCH (DATE LAST EMPLOYED 31-Jan-2020)	94,332.94	94,332.94	0.00	81,615.93	0.00	5,935.73	87,551.66
0000306557	DIR MAINTENANCE OF WAY	104,944.06	132,461.16	27,517.10	125,968.14	0.00	14,265.06	140,233.20
0000337487	*RAIL OPERATOR	37,585.60	42,369.60	4,784.00	37,068.09	10,255.71	0.00	47,323.80
0000320170	*BUS OPERATOR	48,193.60	49,649.60	1,456.00	42,307.32	1,135.28	6,588.41	50,031.01
0000337373	*BUS OPERATOR	41,121.60	46,030.40	4,908.80	46,103.58	18,923.16	0.00	65,026.74
0000324760	*JOURNEYMAN SUPPORT EQUIPMENT	52,936.00	54,537.60	1,601.60	54,361.33	3,426.50	225.00	58,012.83
0000321695	*RAIL OPERATOR	48,193.60	49,649.60	1,456.00	52,135.89	12,347.05	0.00	64,482.94
0000316613	TRANSIT POLICE OFFICER SR (DATE LAST EMPLOYED 01-Dec-2019)	60,465.60	60,465.60	0.00	26,592.52	6,917.66	3,801.21	37,311.39
0000305231	*BUS OPERATOR	48,193.60	49,649.60	1,456.00	50,426.74	6,619.00	0.00	57,045.74
0000337857	MGR SECURITY & EMERGENCY MGMT (DATE LAST EMPLOYED 01-Nov-2019)	95,181.32	95,181.32	0.00	34,777.88	0.00	10,649.09	45,426.97
0000342060	TRANSIT POLICE OFFICER	42,515.20	44,200.00	1,684.80	44,564.51	13,515.23	735.84	58,815.58
0000338322	*BUS OPERATOR	41,121.60	46,030.40	4,908.80	42,899.99	9,725.28	1,926.73	54,552.00
0000306288	*BUS OPERATOR	48,193.60	49,649.60	1,456.00	39,682.06	11,456.68	3,246.32	54,385.06
0000341507	TRANSIT POLICE OFFICER	44,200.00	45,947.20	1,747.20	43,046.04	10,039.40	6,412.86	59,498.30
0000322143	*JOURNEYMAN RAIL CAR MECHANIC	52,936.00	54,537.60	1,601.60	55,782.70	33,240.97	225.00	89,248.67
0000323956	*BUS OPERATOR	48,193.60	49,649.60	1,456.00	50,578.81	1,353.39	0.00	51,932.20
0000343523	*JOURNEYMAN TRACK MAINTAINER	47,320.00	47,320.00	0.00	35,822.20	2,175.75	0.00	37,997.95
0000331062	*BUS OPERATOR	48,193.60	49,649.60	1,456.00	52,385.09	1,911.04	0.00	54,296.13
0000335653	*JOURNEYMAN ET-TELEPHONE MAINT	52,936.00	54,537.60	1,601.60	55,673.08	17,716.94	225.00	73,615.02

## MARTOC REPORT

EE NUMBER	TITLE	FY 19 BASE SALARY	FY 20 BASE SALARY	DIFFERENCE +/-	REGULAR EARNINGS	OVERTIME EARNINGS	OTHER EARNINGS	TOTAL EARNINGS
0000335731	DISPATCHER RADIO COMMUNICATION	58,822.40	58,822.40	0.00	60,958.85	8,663.50	0.00	69,622.35
0000340989	*BUS OPERATOR	34,070.40	38,729.60	4,659.20	36,610.05	3,154.60	0.00	39,764.65
0000343391	FIELD INSPECTOR	52,767.00	52,767.00	0.00	51,244.85	14,260.62	0.00	65,505.47
0000304599	*MATERIAL CONTROLLER LEAD	51,147.20	52,686.40	1,539.20	53,080.83	2,157.11	0.00	55,237.94
0000330682	SERVICE PLANNER III	68,407.56	68,407.56	0.00	68,481.46	0.00	0.00	68,481.46
0000318004	*BUS OPERATOR	48,193.60	49,649.60	1,456.00	50,874.19	15,814.78	0.00	66,688.97
0000327632	*BUS OPERATOR	48,193.60	49,649.60	1,456.00	45,175.56	122.47	2,623.04	47,921.07
0000339384	*BUS OPERATOR	37,585.60	42,369.60	4,784.00	29,132.80	2,141.76	2,106.22	33,380.78
0000323964	TRANSIT POLICE SERGEANT	72,758.40	72,758.40	0.00	75,240.45	16,356.19	4,972.32	96,568.96
0000323367	*PT BUS OPERATOR	0.00	0.00	0.00	20,970.75	0.00	0.00	20,970.75
0000322746	RESIDENT ENGINEER	98,600.58	98,600.58	0.00	99,098.76	0.00	3,602.72	102,701.48
0000342985	*BUS OPERATOR	34,070.40	35,110.40	1,040.00	32,368.60	2,863.15	0.00	35,231.75
0000302136	GEN SUPT BUS TRANS OPERATIONS	58,281.60	83,291.00	25,009.40	77,178.93	4,214.24	320.35	81,713.52
0000323596	SUPV BUS MAINTENANCE	62,608.00	62,608.00	0.00	64,928.60	13,605.40	1,204.00	79,738.00
0000320850	*SERVICEPERSON I	36,899.20	38,022.40	1,123.20	39,107.45	2,072.01	0.00	41,179.46
0000327124	*BUS OPERATOR	41,121.60	46,030.40	4,908.80	45,319.05	7,039.00	0.00	52,358.05
0000319665	*BUS OPERATOR	48,193.60	49,649.60	1,456.00	50,451.34	4,797.15	391.58	55,640.07
0000338216	*RAIL OPERATOR	41,121.60	46,030.40	4,908.80	41,474.09	10,287.98	2,252.64	54,014.71
0000319738	*RAIL OPERATOR	44,678.40	49,649.60	4,971.20	36,240.60	1,883.13	1,951.93	40,075.66
0000340617	*BUS OPERATOR	34,070.40	38,729.60	4,659.20	38,305.04	7,482.55	0.00	45,787.59
0000341162	*BUS OPERATOR	34,070.40	38,729.60	4,659.20	32,267.64	4,767.31	1,315.51	38,350.46
0000323696	*BUS OPERATOR	48,193.60	49,649.60	1,456.00	47,164.35	8,101.53	3,384.45	58,650.33
0000321842	INFORMATION SYS ANALYST III	78,091.26	78,091.26	0.00	78,094.09	0.00	3,003.52	81,097.61
0000341287	TRANSIT POLICE OFFICER	44,200.00	45,947.20	1,747.20	46,495.49	5,775.13	4,367.00	56,637.62
0000344594	MGR BUSINESS APPLICATIONS	119,748.20	119,748.20	0.00	45,865.41	0.00	0.00	45,865.41
0000335620	*BUS OPERATOR	44,678.40	49,649.60	4,971.20	48,525.21	6,667.48	171.84	55,364.53
0000342349	DIR HUMAN RESOURCES	125,940.10	125,940.10	0.00	125,456.05	0.00	484.39	125,940.44
0000328631	SUPV BUS TRANSPORTATION	62,441.60	62,441.60	0.00	53,742.04	955.86	4,390.76	59,088.66
0000335175	SR DIR CAPITAL PROGRAMMING	133,658.20	133,658.20	0.00	133,661.34	0.00	0.00	133,661.34
0000320921	*JOURNEYMAN AA BUS TECHNICIAN	52,936.00	54,537.60	1,601.60	54,145.75	17,690.79	2,069.72	73,906.26
0000323594	*BUS OPERATOR	48,193.60	49,649.60	1,456.00	32,150.37	3,365.86	4,157.02	39,673.25
0000320303	SR INSTRUCTOR INFRASTRUCTURE	72,375.94	72,375.94	0.00	73,135.97	0.00	0.00	73,135.97
0000337861	SPECIFICATIONS WRITER	89,220.56	89,220.56	0.00	89,165.14	0.00	0.00	89,165.14
0000316538	*BUS OPERATOR	48,193.60	49,649.60	1,456.00	46,949.37	10,261.20	2,128.02	59,338.59

## MARTOC REPORT

EE NUMBER	TITLE	FY 19	FY 20	DIFFERENCE	REGULAR	OVERTIME	OTHER	TOTAL
		BASE SALARY	BASE SALARY	+/-	EARNINGS	EARNINGS	EARNINGS	EARNINGS
0000323369	SUPV BUS TRANSPORTATION	60,028.80	62,379.20	2,350.40	62,757.38	5,525.46	5,244.64	73,527.48
0000329013	*BUS OPERATOR	48,193.60	49,649.60	1,456.00	50,701.48	21,085.60	252.56	72,039.64
0000333107	*BUS OPERATOR	48,193.60	49,649.60	1,456.00	50,264.03	6,840.65	2,252.32	59,357.00
0000332975	*BUS OPERATOR	48,193.60	49,649.60	1,456.00	46,950.66	4,167.60	4,024.95	55,143.21
0000330690	RECRUITING OFFICER II	63,924.64	63,924.64	0.00	60,864.49	0.00	3,131.87	63,996.36
0000327275	CUSTOMER CARE REP	42,354.00	42,354.00	0.00	42,707.64	237.28	325.80	43,270.72
0000341361	*HOSTLER JUNIOR APPRENTICE	37,440.00	40,622.40	3,182.40	41,638.35	4,895.76	0.00	46,534.11
0000305150	RECRUITING OFFICER II	63,556.74	63,556.74	0.00	83,632.49	0.00	0.00	83,632.49
0000303497	*BUS OPERATOR	44,678.40	49,649.60	4,971.20	46,250.78	3,299.74	0.00	49,550.52
0000303495	*BUS OPERATOR	48,193.60	49,649.60	1,456.00	46,825.24	18,397.26	2,246.73	67,469.23
0000320357	*RAIL STATION CLEANER	32,947.20	33,945.60	998.40	34,772.20	4,413.96	0.00	39,186.16
0000303487	*BUS OPERATOR	48,713.60	50,169.60	1,456.00	52,145.67	24,826.86	0.00	76,972.53
0000339169	*BUS OPERATOR	37,585.60	42,369.60	4,784.00	39,573.91	2,715.60	1,594.74	43,884.25
0000343782	*BUS OPERATOR	35,110.40	35,110.40	0.00	24,443.40	3,199.75	0.00	27,643.15
0000322146	*BUS OPERATOR	48,193.60	49,649.60	1,456.00	49,180.33	6,529.75	2,083.76	57,793.84
0000334790	*BUS OPERATOR	44,678.40	49,649.60	4,971.20	50,559.52	16,593.49	0.00	67,153.01
0000328849	*JOURNEYMAN ET-TRAIN CONTROL	52,936.00	54,537.60	1,601.60	58,420.06	35,692.52	225.00	94,337.58
0000335311	*BUS OPERATOR	44,678.40	49,649.60	4,971.20	25,203.37	2,146.37	0.00	27,349.74
0000337588	*RAIL OPERATOR	41,121.60	46,030.40	4,908.80	38,666.15	16,555.72	1,107.12	56,328.99
0000342305	*BUS OPERATOR	34,070.40	38,729.60	4,659.20	37,296.21	5,812.59	0.00	43,108.80
0000320037	*RAIL OPERATOR	48,193.60	49,649.60	1,456.00	46,767.37	10,212.21	3,968.28	60,947.86
0000314842	ENVIRO HEALTH SAFETY COORD III	85,962.50	85,962.50	0.00	79,745.29	0.00	3,900.15	83,645.44
0000339658	*SERVICEPERSON I	36,899.20	38,022.40	1,123.20	37,821.18	4,690.15	0.00	42,511.33
0000341706	*BUS OPERATOR	34,070.40	38,729.60	4,659.20	26,742.58	3,156.21	1,287.81	31,186.60
0000319881	*BUS OPERATOR	48,193.60	49,649.60	1,456.00	49,705.58	10,819.29	2,639.84	63,164.71
0000331210	*RAIL OPERATOR	48,193.60	49,649.60	1,456.00	49,575.85	4,242.13	1,400.67	55,218.65
0000343455	*BUS OPERATOR	35,110.40	35,110.40	0.00	31,949.63	3,369.95	0.00	35,319.58
0000314951	*JOURNEYMAN SUPPORT EQUIPMENT	52,936.00	54,537.60	1,601.60	54,380.62	1,956.15	225.00	56,561.77
0000333437	ADMINISTRATIVE ASSISTANT	40,072.50	40,072.50	0.00	40,753.72	654.19	863.10	42,271.01
0000330612	*JOURNEYMAN ET-RADIO MAINT (DATE LAST EMPLOYED 30-Apr-2020)	52,936.00	54,537.60	1,601.60	48,176.01	35,356.40	225.00	83,757.41
0000338442	*BUS OPERATOR	37,585.60	42,369.60	4,784.00	42,686.25	5,235.52	0.00	47,921.77
0000302676	CONTRACT EMP PT POLICE OFFICER	0.00	0.00	0.00	53,813.13	16,116.31	0.00	69,929.44
0000326639	*JOURNEYMAN RAIL CAR MECHANIC (DATE LAST EMPLOYED 25-Oct-2019)	52,936.00	52,936.00	0.00	23,166.27	3,502.57	0.00	26,668.84
0000344629	*JOURNEYMAN BUS TECHNICIAN	47,320.00	47,320.00	0.00	20,353.39	1,732.53	0.00	22,085.92
0000335799	*BUS OPERATOR	44,678.40	49,649.60	4,971.20	27,814.99	2,675.58	687.36	31,177.93

**METROPOLITAN ATLANTA RAPID TRANSIT AUTHORITY (MARTA)**  
**MARTOC REPORT**

EE NUMBER	TITLE	FY 19 BASE SALARY	FY 20 BASE SALARY	DIFFERENCE +/-	REGULAR EARNINGS	OVERTIME EARNINGS	OTHER EARNINGS	TOTAL EARNINGS
0000342961	*BUS OPERATOR	34,070.40	35,110.40	1,040.00	36,262.92	2,267.84	0.00	38,530.76
0000306432	*BUS OPERATOR	48,713.60	50,169.60	1,456.00	24,463.43	1,162.11	0.00	25,625.54
0000306247	*SERVICEPERSON I (A)	37,960.00	39,083.20	1,123.20	39,569.90	3,024.94	0.00	42,594.84
0000344474	QA ENGINEER	78,956.02	78,956.02	0.00	36,334.04	0.00	0.00	36,334.04
0000331135	*RAIL OPERATOR	48,193.60	49,649.60	1,456.00	52,235.28	8,219.54	2,123.46	62,578.28
0000343554	*BUS OPERATOR	35,110.40	35,110.40	0.00	29,542.80	4,117.79	0.00	33,660.59
0000343174	*BUS OPERATOR	34,070.40	35,110.40	1,040.00	35,984.56	9,508.82	0.00	45,493.38
0000344253	*BUS OPERATOR	35,110.40	35,110.40	0.00	19,684.10	2,481.91	0.00	22,166.01
0000339260	EMERGENCY PREP UNIT COORD (DATE LAST EMPLOYED 06-Dec-2019)	79,567.54	79,567.54	0.00	36,724.80	0.00	9,361.25	46,086.05
0000342874	*BUS OPERATOR	34,070.40	35,110.40	1,040.00	35,195.62	5,107.18	0.00	40,302.80
0000326541	*BUS OPERATOR	48,193.60	49,649.60	1,456.00	43,836.63	6,985.63	3,791.20	54,613.46
0000335809	*JOURNEYMAN ET-HVAC	52,936.00	54,537.60	1,601.60	54,997.56	2,046.43	225.00	57,268.99
0000344755	CONTRACT PROFESSIONAL	70,083.00	70,083.00	0.00	21,459.30	269.55	0.00	21,728.85
0000303429	FARE COLLECT ASST SP PROJ	38,805.00	38,805.00	0.00	36,916.70	0.00	2,463.30	39,380.00
0000320602	REVENUE OPERATIONS ANALYST II	60,636.94	60,636.94	0.00	58,031.30	0.00	3,616.98	61,648.28
0000342703	*BUS OPERATOR (DATE LAST EMPLOYED 23-Jan-2020)	34,070.40	34,070.40	0.00	18,730.58	3,365.92	0.00	22,096.50
0000335292	*JOURNEYMAN BUS TECHNICIAN	45,489.60	50,252.80	4,763.20	48,080.20	5,350.06	0.00	53,430.26
0000341801	*BUS OPERATOR	34,070.40	38,729.60	4,659.20	34,760.95	4,410.70	0.00	39,171.65
0000306249	DEPUTY CHIEF OF POLICE	108,662.32	119,589.86	10,927.54	109,999.89	0.00	8,358.66	118,358.55
0000327292	*BUS OPERATOR	48,193.60	49,649.60	1,456.00	42,664.74	1,477.23	4,139.52	48,281.49
0000303177	*BUS OPERATOR	48,713.60	50,169.60	1,456.00	46,493.22	3,188.26	4,547.05	54,228.53
0000316232	*RAIL STATION CLEANER	32,947.20	33,945.60	998.40	34,393.72	3,835.26	0.00	38,228.98
0000304554	RAIL SERVICES CONTROLLER	73,819.20	76,835.20	3,016.00	74,980.08	4,837.07	4,187.82	84,004.97
0000314984	*ADMIN CLERK	36,753.60	37,876.80	1,123.20	36,121.58	165.66	1,493.27	37,780.51
0000341481	SVC DESK SUPPORT AGENT	45,786.00	45,786.00	0.00	45,691.69	2,767.38	0.00	48,459.07
0000343918	*BUS OPERATOR	35,110.40	35,110.40	0.00	22,450.14	3,895.68	0.00	26,345.82
0000306011	*SR TRAFFIC CHECKER	38,126.40	39,270.40	1,144.00	42,481.32	207.87	0.00	42,689.19
0000304468	*RAIL STATION CLEANER	32,947.20	34,465.60	1,518.40	36,206.13	5,157.05	0.00	41,363.18
0000343679	*RAIL STATION CLEANER	30,472.00	30,472.00	0.00	24,117.69	2,057.89	0.00	26,175.58
0000344426	*JOURNEYMAN BUS TECHNICIAN	47,320.00	47,320.00	0.00	22,313.49	2,120.04	0.00	24,433.53
0000344694	INVESTMENT ASSOCIATE	64,632.88	64,632.88	0.00	22,448.01	0.00	0.00	22,448.01
0000338339	SR ENTERPRISE SECUR ENGINEER (DATE LAST EMPLOYED 24-Apr-2020)	103,408.50	103,408.50	0.00	74,480.67	79.55	862.27	75,422.49
0000302148	*JOURNEYMAN AA BUS TECHNICIAN	53,456.00	55,057.60	1,601.60	59,226.36	44,595.29	225.00	104,046.65
0000331455	TRANSIT POLICE OFFICER SR	51,708.80	53,768.00	2,059.20	56,411.60	25,523.42	3,549.00	85,484.02

**METROPOLITAN ATLANTA RAPID TRANSIT AUTHORITY (MARTA)**  
**MARTOC REPORT**

EE NUMBER	TITLE	FY 19	FY 20	DIFFERENCE	REGULAR	OVERTIME	OTHER	TOTAL
		BASE SALARY	BASE SALARY	+/-	EARNINGS	EARNINGS	EARNINGS	EARNINGS
0000321102	*BUS OPERATOR	48,193.60	49,649.60	1,456.00	46,792.13	2,542.11	3,942.96	53,277.20
0000302209	OFFICE ADMINISTRATOR II (DATE LAST EMPLOYED 01-Jan-2020)	63,396.58	63,396.58	0.00	33,407.59	0.00	5,531.78	38,939.37
0000329888	TRANSIT POLICE SERGEANT	62,192.00	64,708.80	2,516.80	66,414.84	22,344.89	0.00	88,759.73
0000302858	SAFETY OPERATIONAL OFFICER	72,774.00	72,774.00	0.00	74,073.44	90.58	2,898.40	77,062.42
0000339751	*BUS OPERATOR	37,585.60	42,369.60	4,784.00	40,543.93	6,141.60	144.56	46,830.09
0000323961	PRINCIPAL CONSTRN AGT/UTL OFC	91,868.14	91,868.14	0.00	92,366.73	0.00	7,656.65	100,023.38
0000336764	*JOURNEYMAN ET-HVAC	52,936.00	54,537.60	1,601.60	55,142.47	1,461.91	225.00	56,829.38
0000303751	CONTRACT EMP PT POLICE OFFICER	0.00	0.00	0.00	43,147.53	77.25	0.00	43,224.78
0000303753	CONTRACT PROFESSIONAL	0.00	0.00	0.00	59,668.51	14,421.79	0.00	74,090.30
0000335561	*JOURNEYMAN ELEC POWER ELECT	52,936.00	54,537.60	1,601.60	56,380.13	14,205.87	225.00	70,811.00
0000320554	RAIL SERVICES CONTROLLER	76,835.20	79,851.20	3,016.00	80,061.92	7,996.03	2,149.84	90,207.79
0000317058	*REVENUE AGENT	47,902.40	49,358.40	1,456.00	50,114.77	239.75	0.00	50,354.52
0000344200	*JOURNEYMAN ET-RAIL CAR MAINT	51,272.00	51,272.00	0.00	26,900.44	8.28	0.00	26,908.72
0000342345	TRANSIT POLICE OFFICER	40,851.20	42,515.20	1,664.00	40,985.53	12,696.32	755.20	54,437.05
0000333869	*BUS OPERATOR	34,070.40	35,110.40	1,040.00	35,112.50	6,184.64	0.00	41,297.14
0000323997	TRANSIT POLICE SERGEANT	72,758.40	72,758.40	0.00	74,660.61	20,714.65	0.00	95,375.26
0000332704	SUPV RAIL LINE	48,193.60	58,968.00	10,774.40	59,982.78	16,048.55	4,536.00	80,567.33
0000317265	*JOURNEYMAN TRACK MAINTAINER	52,936.00	54,537.60	1,601.60	40,631.59	2,527.59	0.00	43,159.18
0000344205	*JOURNEYMAN BUS TECHNICIAN	47,320.00	47,320.00	0.00	27,819.79	2,205.03	0.00	30,024.82
0000305940	*BUS OPERATOR	48,193.60	49,649.60	1,456.00	51,355.58	11,640.34	0.00	62,995.92
0000304420	*JOURNEYMAN ET-COMPUTER MAINT	53,456.00	55,057.60	1,601.60	61,120.15	38,785.19	225.00	100,130.34
0000319804	MAINTENANCE PLANNER BUS	60,985.60	60,985.60	0.00	22,623.64	498.44	0.00	23,122.08
0000340572	TRANSIT POLICE OFFICER	45,947.20	45,947.20	0.00	33,747.56	7,253.64	4,361.91	45,363.11
0000332726	CIVIL ENGINEER V	86,732.88	86,732.88	0.00	86,736.95	0.00	1,667.94	88,404.89
0000302308	*JOURNEYMAN RAIL CAR MECHANIC	53,456.00	55,057.60	1,601.60	62,967.75	45,007.87	430.60	108,406.22
0000315643	OFFICE ENGINEER	85,949.24	85,949.24	0.00	85,454.91	0.00	0.00	85,454.91
0000303324	CONTRACT PROFESSIONAL	0.00	0.00	0.00	78,318.75	405.00	0.00	78,723.75
0000328846	*JOURNEYMAN ET-TRAIN CONTROL	52,936.00	54,537.60	1,601.60	55,584.45	13,038.94	225.00	68,848.39
0000344596	DIR REGIONAL PLANNING (DATE LAST EMPLOYED 15-May-2020)	130,000.00	130,000.00	0.00	35,000.08	0.00	2,499.34	37,499.42
0000302121	*JOURNEYMAN RAIL CAR MECHANIC	52,936.00	54,537.60	1,601.60	58,468.00	21,367.43	225.00	80,060.43
0000341495	TRANSIT POLICE OFFICER	39,291.20	42,515.20	3,224.00	37,726.18	2,845.00	0.00	40,571.18
0000321144	MGR AUDIT	98,544.16	114,180.82	15,636.66	111,733.44	0.00	439.16	112,172.60
0000328453	*JOURNEYMAN ET-TELEPHONE MAINT	52,936.00	54,537.60	1,601.60	55,010.16	11,319.22	225.00	66,554.38
0000302887	GEN SUPT BUS MAINT	88,129.08	88,129.08	0.00	88,631.88	0.00	11,750.56	100,382.44
0000306521	*RAIL STATION CLEANER	32,947.20	33,945.60	998.40	32,938.84	35.64	1,282.56	34,257.04

METROPOLITAN ATLANTA RAPID TRANSIT AUTHORITY (MARTA)  
MARTOC REPORT

EE NUMBER	TITLE	FY 19 BASE SALARY	FY 20 BASE SALARY	DIFFERENCE +/-	REGULAR EARNINGS	OVERTIME EARNINGS	OTHER EARNINGS	TOTAL EARNINGS
0000332059	*BUS OPERATOR	48,193.60	49,649.60	1,456.00	24,563.20	1,646.63	2,103.61	28,313.44
0000324714	*BUS OPERATOR	48,193.60	49,649.60	1,456.00	48,688.75	2,441.92	1,303.12	52,433.79
0000305272	*BUS OPERATOR	48,193.60	49,649.60	1,456.00	52,323.60	11,438.24	0.00	63,761.84
0000344318	*JOURNEYMAN BUS TECHNICIAN	47,320.00	47,320.00	0.00	22,172.31	262.98	0.00	22,435.29
0000342156	*BUS OPERATOR	34,070.40	38,729.60	4,659.20	26,715.02	3,226.83	0.00	29,941.85
0000336803	*BUS OPERATOR	41,121.60	46,030.40	4,908.80	46,551.14	22,936.96	525.92	70,014.02
0000318564	*BUS OPERATOR	48,193.60	49,649.60	1,456.00	46,725.21	23.99	3,176.82	49,926.02
0000317293	*JOURNEYMAN SUPPORT EQUIPMENT	52,936.00	54,537.60	1,601.60	54,267.39	4,599.05	225.00	59,091.44
0000332973	ENGINEERING CAD SPECIALIST III	70,626.40	70,626.40	0.00	70,698.23	0.00	0.00	70,698.23
0000341814	*BUS OPERATOR	34,070.40	38,729.60	4,659.20	36,401.53	7,488.25	1,773.60	45,663.38
0000306094	MOBILITY CUSTOMER CARE REP	42,354.00	42,354.00	0.00	43,414.18	2,209.28	0.00	45,623.46
0000303430	CONTRACTS RECORDS ADMIN (DATE LAST EMPLOYED 13-Jan-2020)	38,727.00	38,727.00	0.00	11,796.85	0.00	9,311.96	21,108.81
0000337280	*STATION AGENT	43,097.60	44,408.00	1,310.40	46,239.93	4,690.88	0.00	50,930.81
0000325324	*JOURNEYMAN ET-LABORATORY	52,936.00	54,537.60	1,601.60	54,157.73	0.00	225.00	54,382.73
0000337921	*BUS OPERATOR	41,121.60	46,030.40	4,908.80	45,312.23	22,482.13	177.04	67,971.40
0000302680	*JOURNEYMAN TRACK MAINTAINER	53,456.00	55,057.60	1,601.60	59,118.59	18,836.31	0.00	77,954.90
0000335792	DIR RAIL MAINTENANCE	152,614.02	152,614.02	0.00	157,614.82	0.00	0.00	157,614.82
0000337997	*JOURNEYMAN ELEC POWER ELECT	51,292.80	54,537.60	3,244.80	54,730.34	16,638.65	225.00	71,593.99
0000302241	INSTRUCTOR BUS TECH ENVIRON	71,968.00	71,968.00	0.00	72,564.97	1,067.94	0.00	73,632.91
0000321545	*BUS OPERATOR	48,193.60	49,649.60	1,456.00	47,523.70	13,423.94	1,679.45	62,627.09
0000302380	*MATERIAL CONTROLLER LEAD	51,147.20	52,686.40	1,539.20	57,180.21	4,311.32	0.00	61,491.53
0000305564	*MATERIAL CONTROLLER	49,129.60	50,606.40	1,476.80	49,662.32	720.86	803.08	51,186.26
0000343222	*BUS OPERATOR	34,070.40	35,110.40	1,040.00	27,084.54	1,566.86	720.24	29,371.64
0000343383	*BUS OPERATOR	35,110.40	35,110.40	0.00	27,803.71	2,364.83	1,350.40	31,518.94
0000304649	*RAIL OPERATOR	48,193.60	49,649.60	1,456.00	51,259.10	3,412.76	0.00	54,671.86
0000335326	*JOURNEYMAN AA BUS TECHNICIAN	45,489.60	52,478.40	6,988.80	49,418.48	14,233.53	0.00	63,652.01
0000330757	*JOURNEYMAN SUPPORT EQUIPMENT	48,193.60	47,320.00	-873.60	49,481.34	12,005.10	1,859.20	63,345.64
0000317601	CONTRACT EMP PT POLICE OFFICER	0.00	0.00	0.00	53,877.50	11,606.84	0.00	65,484.34
0000321653	DIR PROGRAM & CONTRACT MGMT (DATE LAST EMPLOYED 01-Mar-2020)	123,508.84	123,508.84	0.00	85,503.16	0.00	11,956.32	97,459.48
0000332652	*JOURNEYMAN RAIL CAR MECHANIC	49,982.40	47,320.00	-2,662.40	51,190.32	8,579.11	225.00	59,994.43
0000338932	*RAIL STATION CLEANER	34,070.40	33,945.60	-124.80	34,853.63	6,279.21	0.00	41,132.84
0000315116	*BUS OPERATOR (DATE LAST EMPLOYED 01-Jul-2020)	48,193.60	49,649.60	1,456.00	36,195.47	1,328.55	2,955.06	40,479.08
0000306301	LINE SUPERVISOR (DATE LAST EMPLOYED 01-Jul-2020)	57,720.00	57,720.00	0.00	58,728.21	11,177.95	8,355.00	78,261.16
0000341694	*BUS OPERATOR	34,070.40	38,729.60	4,659.20	37,763.48	7,741.24	0.00	45,504.72

**METROPOLITAN ATLANTA RAPID TRANSIT AUTHORITY (MARTA)**  
**MARTOC REPORT**

EE NUMBER	TITLE	FY 19 BASE SALARY	FY 20 BASE SALARY	DIFFERENCE +/-	REGULAR EARNINGS	OVERTIME EARNINGS	OTHER EARNINGS	TOTAL EARNINGS
0000320644	*RAIL STATION CLEANER	32,947.20	33,945.60	998.40	34,308.52	15,852.06	760.32	50,920.90
0000332119	*BUS OPERATOR	48,193.60	49,649.60	1,456.00	48,680.82	5,675.95	572.88	54,929.65
0000304819	*STATION AGENT	43,617.60	44,928.00	1,310.40	45,965.63	2,453.51	0.00	48,419.14
0000321906	*BUS OPERATOR	48,193.60	49,649.60	1,456.00	50,539.77	1,511.50	0.00	52,051.27
0000304933	*SERVICEPERSON IV	39,436.80	40,622.40	1,185.60	42,621.04	8,038.78	0.00	50,659.82
0000338595	*RAIL STATION CLEANER	32,947.20	33,945.60	998.40	31,748.92	4,474.44	1,857.95	38,081.31
0000303514	*BUS OPERATOR	48,193.60	49,649.60	1,456.00	49,508.00	11,284.37	0.00	60,792.37
0000343183	*BUS OPERATOR	34,070.40	35,110.40	1,040.00	35,939.94	10,140.05	0.00	46,079.99
0000306424	*JOURNEYMAN AA BUS TECHNICIAN	52,936.00	55,057.60	2,121.60	54,593.86	1,613.20	225.00	56,432.06
0000302271	*BUS OPERATOR	48,713.60	50,169.60	1,456.00	51,956.65	20,140.63	459.97	72,557.25
0000308803	*BUS OPERATOR	48,193.60	49,649.60	1,456.00	50,864.25	3,946.38	0.00	54,810.63
0000324786	RAIL SERVICES CONTROLLER	73,819.20	76,835.20	3,016.00	77,888.24	25,397.51	2,882.70	106,168.45
0000321624	*RAIL OPERATOR	48,193.60	49,649.60	1,456.00	51,888.38	10,513.36	0.00	62,401.74
0000344235	*JOURNEYMAN RAIL CAR MECHANIC	47,320.00	47,320.00	0.00	27,253.72	0.00	0.00	27,253.72
0000342413	PROTECTIVE SPEC POLICE CADET	31,200.00	31,200.00	0.00	32,495.25	10,737.95	0.00	43,233.20
0000302313	FIELD DATA COLLECTION SPEC	39,643.50	39,643.50	0.00	28,351.63	89.85	0.00	28,441.48
0000336472	MGR CLAIMS	88,377.38	88,377.38	0.00	88,377.54	0.00	0.00	88,377.54
0000337735	*PT BUS OPERATOR	0.00	0.00	0.00	23,374.16	0.00	0.00	23,374.16
0000338326	*LIGHT RAIL OPERATOR	34,070.40	38,729.60	4,659.20	40,197.19	10,106.93	0.00	50,304.12
0000331369	TRANSIT POLICE OFFICER SR	60,465.60	60,465.60	0.00	55,144.89	12,568.59	9,391.50	77,104.98
0000302233	*BUS OPERATOR	48,713.60	50,169.60	1,456.00	55,032.92	7,062.36	0.00	62,095.28
0000339747	*BUS OPERATOR	37,585.60	42,369.60	4,784.00	16,251.56	2,738.25	1,734.74	20,724.55
0000342310	*BUS OPERATOR	35,110.40	35,110.40	0.00	20,322.27	3,131.31	0.00	23,453.58
0000303849	FOREMAN CUSTODIAL SERVICES	51,916.80	51,916.80	0.00	52,956.41	1,656.99	1,996.80	56,610.20
0000335663	*BUS OPERATOR	44,678.40	49,649.60	4,971.20	48,755.53	11,114.71	859.20	60,729.44
0000315335	*JOURNEYMAN RAIL CAR MECHANIC	52,936.00	54,537.60	1,601.60	55,595.25	8,051.41	225.00	63,871.66
0000302629	*RAIL OPERATOR	48,193.60	50,169.60	1,976.00	50,192.21	14,488.95	2,218.69	66,899.85
0000334383	*MATERIAL CONTROLLER	39,436.80	45,468.80	6,032.00	44,956.28	1,419.93	151.68	46,527.89
0000333405	*JOURNEYMAN ELEC POWER ELECT	52,936.00	54,537.60	1,601.60	54,183.61	10,015.90	225.00	64,424.51
0000317771	*JOURNEYMAN RAIL CAR MECHANIC	52,936.00	54,537.60	1,601.60	56,441.09	11,498.71	4,582.30	72,522.10
0000315446	*JOURNEYMAN TRACK WALKER	52,936.00	54,537.60	1,601.60	56,969.57	17,977.98	0.00	74,947.55
0000319811	DIVISION DISPATCHER	62,441.60	62,441.60	0.00	64,160.48	1,905.40	466.40	66,532.28
0000331292	*JOURNEYMAN AA BUS TECHNICIAN	50,939.20	52,832.00	1,892.80	55,840.41	26,922.64	450.00	83,213.05
0000304625	*SERVICEPERSON V (DATE LAST EMPLOYED 01-Jan-2020)	50,502.40	50,502.40	0.00	34,665.27	491.68	0.00	35,156.95

## MARTOC REPORT

EE NUMBER	TITLE	FY 19	FY 20	DIFFERENCE	REGULAR	OVERTIME	OTHER	TOTAL
		BASE SALARY	BASE SALARY	+/-	EARNINGS	EARNINGS	EARNINGS	EARNINGS
0000321475	TRANSIT POLICE SERGEANT	72,758.40	72,758.40	0.00	75,977.65	31,463.03	6,968.15	114,408.83
0000333057	*BUS OPERATOR	41,121.60	46,030.40	4,908.80	46,831.58	10,482.20	0.00	57,313.78
0000303999	*BUS OPERATOR (DATE LAST EMPLOYED 01-Nov-2019)	48,713.60	48,713.60	0.00	15,946.84	995.60	7,869.12	24,811.56
0000342875	*BUS OPERATOR	34,070.40	35,110.40	1,040.00	27,951.44	3,792.72	0.00	31,744.16
0000318556	SUPV RAIL LINE	62,608.00	62,608.00	0.00	64,533.57	6,111.03	3,351.84	73,996.44
0000305763	CONTRACT PROFESSIONAL	0.00	0.00	0.00	57,597.60	2,060.00	0.00	59,657.60
0000343087	*BUS OPERATOR	34,070.40	35,110.40	1,040.00	36,350.49	7,309.43	0.00	43,659.92
0000325719	POLICE ADMINISTRATOR	74,160.32	74,160.32	0.00	74,259.41	0.00	6,252.97	80,512.38
0000305601	*SR TRAFFIC CHECKER	37,606.40	38,750.40	1,144.00	39,380.10	766.61	0.00	40,146.71
0000338447	*BUS OPERATOR	37,585.60	42,369.60	4,784.00	37,727.49	8,130.86	0.00	45,858.35
0000306429	SUPV RAIL LINE	62,608.00	62,608.00	0.00	64,966.06	16,429.61	3,095.21	84,490.88
0000344301	QA SPECIALIST	59,625.02	59,625.02	0.00	30,387.54	0.00	0.00	30,387.54
0000335557	TRANSIT POLICE OFFICER SR	47,798.40	49,691.20	1,892.80	40,713.83	3,294.10	7,125.77	51,133.70
0000303706	MAINTENANCE PLANNER BUS	62,836.80	62,836.80	0.00	66,186.45	13,553.86	3,746.04	83,486.35
0000332971	TRANSIT POLICE OFFICER SR	47,798.40	47,798.40	0.00	49,236.05	28,686.81	3,492.96	81,415.82
0000333479	SUPV POLICE RECORDS	50,876.80	50,876.80	0.00	52,557.77	5,437.08	3,669.00	61,663.85
0000325460	CONTRACT PROFESSIONAL	0.00	0.00	0.00	66,605.31	3,983.56	0.00	70,588.87
0000342649	*BUS OPERATOR	34,070.40	38,729.60	4,659.20	25,873.90	3,392.13	266.08	29,532.11
0000344251	*BUS OPERATOR	35,110.40	35,110.40	0.00	19,349.21	2,697.48	0.00	22,046.69
0000317600	SUPV COMMUNICATIONS	51,916.80	51,916.80	0.00	53,137.80	4,671.42	2,563.72	60,372.94
0000315214	CONTRACT EMP PT POLICE OFFICER	0.00	0.00	0.00	42,315.81	231.75	0.00	42,547.56
0000303500	*BUS OPERATOR	48,193.60	49,649.60	1,456.00	50,382.35	4,751.81	0.00	55,134.16
0000336914	*BUS OPERATOR	41,121.60	46,030.40	4,908.80	22,837.98	569.95	1,912.53	25,320.46
0000323610	*BUS OPERATOR	48,193.60	49,649.60	1,456.00	48,264.65	7,061.84	0.00	55,326.49
0000337786	*MATERIAL CONTROLLER	46,113.60	49,566.40	3,452.80	48,197.54	1,153.43	0.00	49,350.97
0000337733	*BUS OPERATOR	41,121.60	46,030.40	4,908.80	43,565.59	12,134.60	1,947.44	57,647.63
0000304423	*STATION AGENT	36,108.80	44,928.00	8,819.20	41,846.63	13,876.18	0.00	55,722.81
0000339133	*RAIL OPERATOR	34,070.40	38,729.60	4,659.20	39,621.93	7,281.04	0.00	46,902.97
0000326345	BUS MECH ELEC ENGINEER	78,878.80	78,878.80	0.00	78,898.18	0.00	6,049.98	84,948.16
0000304023	PROJECT ENGINEER	72,752.16	72,752.16	0.00	72,827.50	0.00	0.00	72,827.50
0000316606	*BUS OPERATOR	48,193.60	49,649.60	1,456.00	40,237.16	3,038.02	3,032.96	46,308.14
0000338822	*SERVICEPERSON I	31,179.20	34,444.80	3,265.60	35,331.72	6,654.93	0.00	41,986.65
0000334484	*BUS OPERATOR	44,678.40	49,649.60	4,971.20	45,704.88	4,272.66	2,421.84	52,399.38
0000334772	*RAIL OPERATOR	44,678.40	49,649.60	4,971.20	45,967.80	2,806.47	3,300.16	52,074.43
0000342632	FIELD INSPECTOR	52,767.00	52,767.00	0.00	47,564.69	11,933.46	0.00	59,498.15



**METROPOLITAN ATLANTA RAPID TRANSIT AUTHORITY (MARTA)**  
**MARTOC REPORT**

EE NUMBER	TITLE	FY 19 BASE SALARY	FY 20 BASE SALARY	DIFFERENCE +/-	REGULAR EARNINGS	OVERTIME EARNINGS	OTHER EARNINGS	TOTAL EARNINGS
0000320620	MOBILITY CUSTOMER CARE REP	42,588.00	42,588.00	0.00	43,603.82	12,157.47	5,051.16	60,812.45
0000344455	INFORMATION SYS ANALYST III	80,000.18	80,000.18	0.00	36,615.55	0.00	307.70	36,923.25
0000343680	*BUS OPERATOR	35,110.40	35,110.40	0.00	27,726.57	4,155.61	0.00	31,882.18
0000317128	*BUS OPERATOR	48,193.60	49,649.60	1,456.00	43,889.19	7,721.77	5,703.02	57,313.98
0000343823	MEDIA SALES REP	24,726.00	24,726.00	0.00	19,132.18	2,367.99	0.00	21,500.17
0000321225	MGR MEDIA SALES (DATE LAST EMPLOYED 31-Jan-2020)	77,523.42	77,523.42	0.00	47,708.41	0.00	7,534.09	55,242.50
0000332766	*RAIL OPERATOR	48,193.60	49,649.60	1,456.00	41,248.67	4,442.19	1,743.49	47,434.35
0000303486	*BUS OPERATOR	48,713.60	50,169.60	1,456.00	49,930.02	22,418.03	0.00	72,348.05
0000341155	*BUS OPERATOR	34,070.40	38,729.60	4,659.20	38,184.53	6,818.81	293.52	45,296.86
0000332121	TRANSIT POLICE SERGEANT	53,768.00	57,532.80	3,764.80	58,998.41	19,169.55	0.00	78,167.96
0000337850	PROJECT ENGINEER	71,716.84	71,716.84	0.00	71,791.41	0.00	0.00	71,791.41
0000322339	*JOURNEYMAN RAIL CAR MECHANIC	52,936.00	54,537.60	1,601.60	58,225.01	76,309.29	225.00	134,759.30
0000334552	*BUS OPERATOR	44,678.40	49,649.60	4,971.20	45,864.54	4,985.88	1,109.84	51,960.26
0000342291	DIVERSITY EEO INVESTIGATOR	70,787.60	70,787.60	0.00	70,862.62	0.00	0.00	70,862.62
0000339660	RAIL SERVICES CONTROLLER	73,819.20	76,835.20	3,016.00	75,931.87	2,125.53	0.00	78,057.40
0000323517	*BUS OPERATOR	48,193.60	49,649.60	1,456.00	51,595.50	19,099.33	501.17	71,196.00
0000343392	*BUS OPERATOR	35,110.40	35,110.40	0.00	32,128.50	4,268.70	0.00	36,397.20
0000343365	*BUS OPERATOR	35,110.40	35,110.40	0.00	33,365.88	4,824.65	0.00	38,190.53
0000305193	MGR SERVICE MONITORING (DATE LAST EMPLOYED 01-Mar-2020)	97,386.12	97,386.12	0.00	52,795.68	0.00	63,236.37	116,032.05
0000334844	*RAIL OPERATOR	44,678.40	49,649.60	4,971.20	47,704.86	4,248.21	3,002.41	54,955.48
0000340893	CHF OF STAFF	231,750.22	231,750.22	0.00	241,749.41	0.00	23,175.05	264,924.46
0000317911	*SERVICEPERSON I	36,899.20	38,022.40	1,123.20	20,012.71	957.97	1,503.12	22,473.80
0000306506	SUPT RAIL LINE	71,644.04	71,644.04	0.00	70,749.41	0.00	12,491.79	83,241.20
0000309131	RAIL SERVICES CONTROLLER	85,113.60	85,113.60	0.00	84,086.65	23,081.57	12,562.44	119,730.66
0000326537	*JOURNEYMAN BUS TECHNICIAN	51,292.80	53,705.60	2,412.80	53,778.01	5,170.79	225.00	59,173.80
0000337716	TRANSIT POLICE OFFICER SR	49,691.20	51,708.80	2,017.60	52,660.58	13,690.75	4,025.28	70,376.61
0000305829	*BUS OPERATOR	48,713.60	50,169.60	1,456.00	50,472.72	10,702.58	3,422.88	64,598.18
0000302948	GEN SUPT BUS MAINT	87,281.48	87,281.48	0.00	87,778.78	0.00	0.00	87,778.78
0000334625	MOBILITY CUSTOMER CARE REP	40,930.50	40,930.50	0.00	41,435.34	684.28	0.00	42,119.62
0000340062	*BUS OPERATOR	37,585.60	42,369.60	4,784.00	39,481.66	5,105.84	0.00	44,587.50
0000304602	SUPV BUS TRANSPORTATION	65,936.00	65,936.00	0.00	68,594.40	25,986.95	6,213.20	100,794.55
0000333095	*BUS OPERATOR	48,193.60	49,649.60	1,456.00	52,892.42	6,619.09	1,308.72	60,820.23
0000338459	TRANSIT POLICE OFFICER SR	55,931.20	58,156.80	2,225.60	56,514.26	11,366.90	1,323.70	69,204.86
0000341130	*BUS OPERATOR	34,070.40	38,729.60	4,659.20	21,644.84	3,281.50	0.00	24,926.34

## MARTOC REPORT

EE NUMBER	TITLE	FY 19	FY 20	DIFFERENCE	REGULAR	OVERTIME	OTHER	TOTAL
		BASE SALARY	BASE SALARY	+/-	EARNINGS	EARNINGS	EARNINGS	EARNINGS
0000336903	PROJECT MANAGER II	102,547.64	102,547.64	0.00	102,546.61	0.00	5,784.74	108,331.35
0000302310	*JOURNEYMAN ET-RAIL CAR MAINT	53,456.00	55,057.60	1,601.60	55,937.03	18,430.95	225.00	74,592.98
0000305968	*STATION AGENT	43,617.60	44,928.00	1,310.40	50,387.70	14,563.26	167.76	65,118.72
0000341341	PROTECTIVE SPEC POLICE CADET	31,200.00	31,200.00	0.00	32,540.43	4,875.73	0.00	37,416.16
0000322744	FOREMAN BUILDINGS SUPP EQUIP	52,936.00	62,608.00	9,672.00	62,168.96	14,110.06	2,633.00	78,912.02
0000339201	*BUS OPERATOR	37,585.60	42,369.60	4,784.00	33,916.26	4,216.28	3,000.24	41,132.78
0000304704	*BUS DISPATCHER (BLOCKOUT)	48,817.60	50,273.60	1,456.00	41,703.00	7,452.53	5,181.52	54,337.05
0000333776	*BUS OPERATOR	48,193.60	49,649.60	1,456.00	29,523.02	1,969.62	1,488.48	32,981.12
0000305861	SUPT RAIL LINE	71,644.04	71,644.04	0.00	72,218.97	0.00	2,100.46	74,319.43
0000313509	DISPATCHER RADIO COMMUNICATION	71,115.20	71,115.20	0.00	63,204.20	1,669.21	21,215.94	86,089.35
0000317915	GEN FOREMAN TRACK & STRUC INSP	74,390.68	74,390.68	0.00	75,047.50	0.00	14,222.56	89,270.06
0000331805	*RAIL STATION CLEANER	32,947.20	33,945.60	998.40	30,402.20	2,779.92	0.00	33,182.12
0000333398	FIELD DATA COLLECTION SPEC	39,643.50	39,643.50	0.00	28,219.33	52.16	0.00	28,271.49
0000338620	*JOURNEYMAN SUPPORT EQUIPMENT	51,292.80	54,537.60	3,244.80	54,739.73	8,651.16	225.00	63,615.89
0000302724	*BUS OPERATOR	48,713.60	50,169.60	1,456.00	50,479.83	1,807.35	1,515.68	53,802.86
0000302231	*RAIL OPERATOR	48,193.60	50,169.60	1,976.00	48,393.01	1,451.40	2,409.68	52,254.09
0000334583	*JOURNEYMAN ELEC POWER ELECT	52,936.00	54,537.60	1,601.60	58,515.97	54,881.84	225.00	113,622.81
0000327680	*JOURNEYMAN ELEC POWER ELECT	52,936.00	54,537.60	1,601.60	55,652.79	44,614.62	225.00	100,492.41
0000305951	*BUS OPERATOR	48,193.60	49,649.60	1,456.00	49,763.28	5,736.77	185.36	55,685.41
0000320371	*JOURNEYMAN TRACK WALKER	52,936.00	54,537.60	1,601.60	61,178.18	25,433.05	0.00	86,611.23
0000334026	*BUS OPERATOR	48,193.60	49,649.60	1,456.00	44,050.30	6,608.48	1,494.08	52,152.86
0000321756	EXEC DIR DIVERSITY & INCLUSION	149,350.24	149,350.24	0.00	149,349.92	0.00	1,391.64	150,741.56
0000338320	TRANSIT POLICE OFFICER SR	47,798.40	49,691.20	1,892.80	50,339.31	7,130.61	1,874.80	59,344.72
0000306376	CONTRACT PROFESSIONAL	0.00	0.00	0.00	84,918.60	0.00	0.00	84,918.60
0000341359	AUDITOR II	56,650.88	56,650.88	0.00	57,728.93	0.00	0.00	57,728.93
0000342701	*BUS OPERATOR	34,070.40	38,729.60	4,659.20	36,122.34	6,239.47	270.08	42,631.89
0000306671	PERFORMANCE ANALYST	81,554.72	81,554.72	0.00	81,556.26	0.00	1,055.73	82,611.99
0000303712	*BUS OPERATOR	48,713.60	50,169.60	1,456.00	52,317.30	13,266.28	0.00	65,583.58
0000317728	*STATION AGENT (DATE LAST EMPLOYED 01-Feb-2020)	43,097.60	44,408.00	1,310.40	24,530.96	124.32	828.80	25,484.08
0000333609	*MATERIAL CONTROLLER	49,129.60	50,606.40	1,476.80	50,688.72	2,812.84	194.64	53,696.20
0000313789	SUPV BUS MAINTENANCE	63,793.60	63,793.60	0.00	64,856.72	2,185.10	1,559.24	68,601.06
0000338638	TRANSIT POLICE OFFICER SPECIAL	58,156.80	60,465.60	2,308.80	61,400.55	22,008.36	1,142.02	84,550.93
0000343425	*BUS OPERATOR	35,110.40	35,110.40	0.00	31,923.45	6,263.26	0.00	38,186.71
0000326546	*BUS OPERATOR	48,193.60	49,649.60	1,456.00	52,903.73	22,353.64	954.80	76,212.17
0000324721	*JOURNEYMAN ET-TRAIN CONTROL	52,936.00	54,537.60	1,601.60	60,087.56	40,090.39	225.00	100,402.95

**METROPOLITAN ATLANTA RAPID TRANSIT AUTHORITY (MARTA)**  
**MARTOC REPORT**

EE NUMBER	TITLE	FY 19 BASE SALARY	FY 20 BASE SALARY	DIFFERENCE +/-	REGULAR EARNINGS	OVERTIME EARNINGS	OTHER EARNINGS	TOTAL EARNINGS
0000306319	MAINTENANCE PLANNER BUS	65,020.80	65,020.80	0.00	67,371.20	5,476.92	0.00	72,848.12
0000323514	*JOURNEYMAN ELEC POWER ELECT	52,936.00	54,537.60	1,601.60	57,557.88	29,821.38	225.00	87,604.26
0000331884	TRANSIT POLICE OFFICER SPECIAL	51,708.80	53,768.00	2,059.20	53,909.78	21,811.87	2,813.80	78,535.45
0000302330	MOBILITY SERVICE AGENT	35,431.50	35,431.50	0.00	36,006.53	0.00	2,725.50	38,732.03
0000326271	*JOURNEYMAN ET-TRAIN CONTROL	52,936.00	54,537.60	1,601.60	54,254.12	845.64	225.00	55,324.76
0000334959	*JOURNEYMAN PAINTER	52,936.00	54,537.60	1,601.60	55,080.50	8,808.59	225.00	64,114.09
0000335913	INSTRUCTOR BUS OPERATIONS	58,344.00	58,344.00	0.00	58,550.92	3,420.63	0.00	61,971.55
0000338610	*JOURNEYMAN LIGHT RAIL TECH	49,254.40	51,272.00	2,017.60	53,561.67	9,319.36	0.00	62,881.03
0000306583	SR ITS GIS DEVELOPER	97,379.62	97,379.62	0.00	97,376.53	0.00	11,985.22	109,361.75
0000318283	SR PERFORMANCE ANALYST	84,975.80	93,473.38	8,497.58	88,244.89	0.00	6,202.21	94,447.10
0000304092	*JOURNEYMAN AA BUS TECHNICIAN	53,456.00	55,057.60	1,601.60	58,493.91	16,373.61	225.00	75,092.52
0000342648	*BUS OPERATOR	34,070.40	38,729.60	4,659.20	36,711.80	17,559.68	0.00	54,271.48
0000340312	PARALEGAL	59,748.00	59,748.00	0.00	59,823.02	0.00	0.00	59,823.02
0000306635	SR INSTRUCTOR BUS MAINT	62,296.00	75,809.76	13,513.76	74,720.10	0.00	5,831.52	80,551.62
0000327569	SUPV BUS MAINTENANCE	52,936.00	57,262.40	4,326.40	59,286.76	13,846.64	0.00	73,133.40
0000316796	*SERVICEPERSON I (A)	37,440.00	38,563.20	1,123.20	39,973.00	6.75	0.00	39,979.75
0000302102	*BUS OPERATOR	48,713.60	50,169.60	1,456.00	52,544.38	19,657.46	0.00	72,201.84
0000327571	FLEET MAINTENANCE ANALYST	79,644.76	79,644.76	0.00	79,645.33	0.00	6,126.54	85,771.87
0000318082	*RAIL OPERATOR	48,193.60	49,649.60	1,456.00	50,540.62	6,996.44	561.68	58,098.74
0000334353	*RAIL OPERATOR	44,678.40	49,649.60	4,971.20	48,523.50	4,298.74	2,915.91	55,738.15
0000320659	*BUS OPERATOR	48,193.60	49,649.60	1,456.00	51,094.83	7,238.25	0.00	58,333.08
0000338299	*BUS OPERATOR	41,121.60	46,030.40	4,908.80	41,561.89	10,114.20	0.00	51,676.09
0000343086	*BUS OPERATOR	34,070.40	35,110.40	1,040.00	29,342.67	3,870.29	0.00	33,212.96
0000340903	*CUSTOMER INFORMATION OPERATOR	31,720.00	36,316.80	4,596.80	34,690.49	4,517.89	0.00	39,208.38
0000335997	*BUS OPERATOR	44,678.40	49,649.60	4,971.20	37,800.75	3,342.31	0.00	41,143.06
0000316266	*BUS OPERATOR	48,193.60	49,649.60	1,456.00	47,649.45	4,786.73	1,297.52	53,733.70
0000342313	*BUS OPERATOR	34,070.40	38,729.60	4,659.20	36,758.88	6,149.83	0.00	42,908.71
0000335498	*JOURNEYMAN ET-RAIL CAR MAINT	52,936.00	54,537.60	1,601.60	56,590.11	16,627.46	225.00	73,442.57
0000338673	SERVICE PLANNER II	53,898.00	53,898.00	0.00	41,535.00	0.00	0.00	41,535.00
0000339803	*JOURNEYMAN BUS TECHNICIAN	48,776.00	51,500.80	2,724.80	50,701.05	1,617.77	225.00	52,543.82
0000333663	*JOURNEYMAN RAIL CAR MECHANIC	49,774.40	52,832.00	3,057.60	56,792.84	23,041.22	225.00	80,059.06
0000324720	*JOURNEYMAN ET-TRAIN CONTROL	52,936.00	54,537.60	1,601.60	58,814.98	34,679.21	225.00	93,719.19
0000336805	*BUS OPERATOR	41,121.60	46,030.40	4,908.80	46,456.39	7,308.38	0.00	53,764.77
0000302901	*JOURNEYMAN ET-TRAIN CONTROL	52,936.00	54,537.60	1,601.60	53,819.93	2,049.86	225.00	56,094.79

## MARTOC REPORT

EE NUMBER	TITLE	FY 19 BASE SALARY	FY 20 BASE SALARY	DIFFERENCE +/-	REGULAR EARNINGS	OVERTIME EARNINGS	OTHER EARNINGS	TOTAL EARNINGS
0000302144	CHF LEGAL COUNSEL	252,350.02	252,350.02	0.00	258,350.89	0.00	0.00	258,350.89
0000320672	*JOURNEYMAN TRACK WALKER	52,936.00	54,537.60	1,601.60	57,324.37	17,047.08	0.00	74,371.45
0000316713	*BUS OPERATOR	48,193.60	49,649.60	1,456.00	21,142.52	2,028.35	0.00	23,170.87
0000341158	*BUS OPERATOR	34,070.40	38,729.60	4,659.20	27,113.36	1,799.06	2,499.14	31,411.56
0000302748	*BUS OPERATOR	48,713.60	50,169.60	1,456.00	54,217.51	35,740.44	0.00	89,957.95
0000337472	*SERVICEPERSON I	36,899.20	38,022.40	1,123.20	37,238.88	1,836.09	1,462.40	40,537.37
0000338456	*BUS OPERATOR	37,585.60	42,369.60	4,784.00	20,729.91	2,892.31	0.00	23,622.22
0000328471	*JOURNEYMAN RAIL CAR MECHANIC	52,936.00	54,537.60	1,601.60	54,319.72	4,409.24	1,759.70	60,488.66
0000338607	*BUS OPERATOR	37,585.60	42,369.60	4,784.00	42,682.61	12,721.06	0.00	55,403.67
0000304405	*BUS OPERATOR	35,110.40	35,110.40	0.00	30,767.27	4,600.03	0.00	35,367.30
0000331644	TRANSIT POLICE OFFICER SPECIAL	58,156.80	60,465.60	2,308.80	63,648.14	32,960.93	2,405.25	99,014.32
0000339403	*HOSTLER JUNIOR APPRENTICE	35,568.00	38,563.20	2,995.20	35,001.37	12,871.40	0.00	47,872.77
0000331540	TRANSIT POLICE OFFICER SPECIAL	55,931.20	58,156.80	2,225.60	56,081.39	30,783.67	4,963.20	91,828.26
0000327630	DEPARTMENT ADMINISTRATOR (DATE LAST EMPLOYED 06-Sep-2019)	67,621.58	67,621.58	0.00	14,304.62	0.00	13,375.55	27,680.17
0000322979	*JOURNEYMAN AUTOMOTIVE TECH	52,936.00	54,537.60	1,601.60	55,483.06	881.78	225.00	56,589.84
0000334590	*BUS OPERATOR	44,678.40	49,649.60	4,971.20	47,633.20	1,817.28	2,448.88	51,899.36
0000337778	*RAIL STATION CLEANER	32,947.20	33,945.60	998.40	34,263.52	0.00	0.00	34,263.52
0000342654	*BUS OPERATOR	34,070.40	35,110.40	1,040.00	30,772.46	6,920.96	0.00	37,693.42
0000306518	CONTRACT PROFESSIONAL (DATE LAST EMPLOYED 31-Jan-2020)	0.00	0.00	0.00	38,676.00	14,503.50	0.00	53,179.50
0000342997	*BUS OPERATOR	34,070.40	35,110.40	1,040.00	36,129.55	6,167.91	0.00	42,297.46
0000342138	SR INFORMATION TECH AUDITOR	92,010.10	92,010.10	0.00	92,010.40	0.00	0.00	92,010.40
0000328465	*JOURNEYMAN ET-RAIL CAR MAINT	52,936.00	54,537.60	1,601.60	56,077.36	43,514.16	225.00	99,816.52
0000342599	*BUS OPERATOR	34,070.40	38,729.60	4,659.20	27,327.26	2,456.77	2,793.64	32,577.67
0000320577	*REVENUE AGENT	44,512.00	47,465.60	2,953.60	47,015.57	8,501.50	0.00	55,517.07
0000329165	DIR SYSTEMS ENGINEERING	124,365.54	124,365.54	0.00	124,368.07	0.00	0.00	124,368.07
0000326640	SUPV CAR REPAIR INSPECTION	60,736.00	60,736.00	0.00	62,877.33	11,816.88	4,604.00	79,298.21
0000342347	TRANSIT POLICE OFFICER	42,515.20	44,200.00	1,684.80	44,307.25	14,042.20	0.00	58,349.45
0000342928	*JOURNEYMAN BODY REPAIR	45,926.40	51,667.20	5,740.80	50,545.48	10,291.77	225.00	61,062.25
0000342009	*JOURNEYMAN BODY REPAIR	49,774.40	51,667.20	1,892.80	50,491.92	12,698.90	225.00	63,415.82
0000342246	*JOURNEYMAN BUS TECHNICIAN	45,926.40	50,752.00	4,825.60	49,887.17	3,146.81	225.00	53,258.98
0000341950	TRANSIT POLICE OFFICER	44,200.00	45,947.20	1,747.20	44,439.79	3,558.71	1,529.50	49,528.00
0000344191	SR DEV PROJECT MANAGER (DATE LAST EMPLOYED 13-Mar-2020)	79,861.86	79,861.86	0.00	27,644.55	0.00	1,331.45	28,976.00
0000343277	*BUS OPERATOR	35,110.40	35,110.40	0.00	34,844.00	9,283.48	0.00	44,127.48
0000323665	*BUS OPERATOR	48,193.60	49,649.60	1,456.00	51,493.70	12,564.01	0.00	64,057.71

## MARTOC REPORT

EE NUMBER	TITLE	FY 19	FY 20	DIFFERENCE	REGULAR	OVERTIME	OTHER	TOTAL
		BASE SALARY	BASE SALARY	+/-	EARNINGS	EARNINGS	EARNINGS	EARNINGS
0000344645	DEPUTY CHF BUS OPERATIONS	180,000.08	180,000.08	0.00	64,096.66	0.00	0.00	64,096.66
0000304173	*STATION AGENT	43,617.60	44,928.00	1,310.40	46,249.40	4,135.92	0.00	50,385.32
0000343555	*BUS OPERATOR	35,110.40	35,110.40	0.00	30,702.12	2,543.22	0.00	33,245.34
0000303572	*BUS OPERATOR	48,193.60	49,649.60	1,456.00	45,007.30	463.30	932.40	46,403.00
0000304429	*SERVICEPERSON I	36,899.20	38,022.40	1,123.20	39,113.88	8,136.33	0.00	47,250.21
0000336172	*BUS OPERATOR	41,121.60	46,030.40	4,908.80	47,355.42	11,108.68	0.00	58,464.10
0000326638	SUPV BUS MAINTENANCE (DATE LAST EMPLOYED 01-Mar-2020)	60,777.60	60,777.60	0.00	20,837.11	116.88	12,729.11	33,683.10
0000324899	*RAIL STATION CLEANER	32,947.20	33,945.60	998.40	34,843.00	4,748.76	0.00	39,591.76
0000304455	*JOURNEYMAN ET-RAIL CAR MAINT	52,936.00	55,057.60	2,121.60	60,259.97	48,876.94	225.00	109,361.91
0000330843	SR COST ANALYST	70,599.88	86,152.30	15,552.42	81,478.06	0.00	11,198.41	92,676.47
0000338436	PERFORMANCE ANALYST	71,947.20	71,947.20	0.00	70,398.82	0.00	1,343.30	71,742.12
0000342616	*PT BUS OPERATOR (DATE LAST EMPLOYED 04-Jun-2020)	0.00	0.00	0.00	33,049.09	5,518.61	0.00	38,567.70
0000303096	*SERVICEPERSON IV	39,436.80	40,622.40	1,185.60	41,954.18	7,470.06	0.00	49,424.24
0000304377	*JOURNEYMAN ET-RADIO MAINT	53,456.00	55,057.60	1,601.60	57,946.68	46,498.11	225.00	104,669.79
0000304890	*BUS OPERATOR	48,713.60	50,169.60	1,456.00	51,015.41	13,986.78	0.00	65,002.19
0000340200	TRANSIT POLICE OFFICER SR	42,515.20	45,947.20	3,432.00	45,226.22	14,312.95	0.00	59,539.17
0000334555	*BUS OPERATOR	44,678.40	49,649.60	4,971.20	47,639.30	12,219.35	3,819.71	63,678.36
0000342888	*BUS OPERATOR	34,070.40	35,110.40	1,040.00	33,376.96	1,491.45	0.00	34,868.41
0000338761	*RAIL STATION CLEANER	32,947.20	33,945.60	998.40	35,032.36	4,203.24	0.00	39,235.60
0000338602	*BUS OPERATOR	37,585.60	42,369.60	4,784.00	34,593.90	2,994.89	3,324.56	40,913.35
0000343249	ACCOUNTANT II	55,000.14	55,000.14	0.00	52,959.90	0.00	0.00	52,959.90
0000328301	SR SAFETY OPS OFFICER BUS/RAIL	90,675.00	99,477.30	8,802.30	100,187.42	0.00	6,682.85	106,870.27
0000323666	*BUS OPERATOR	48,193.60	49,649.60	1,456.00	25,158.47	6,945.31	0.00	32,103.78
0000302903	CONTRACT EMP PT POLICE OFFICER	0.00	0.00	0.00	46,113.89	2,472.00	0.00	48,585.89
0000318981	GENERAL MANAGER CEO	365,575.08	365,575.08	0.00	404,447.40	0.00	20,192.31	424,639.71
0000321214	*RAIL STATION CLEANER	32,947.20	33,945.60	998.40	36,504.04	9,649.62	0.00	46,153.66
0000337442	*SERVICEPERSON IV	36,899.20	38,563.20	1,664.00	38,548.69	2,100.32	0.00	40,649.01
0000340790	*JOURNEYMAN LIGHT RAIL TECH	50,148.80	52,832.00	2,683.20	54,694.47	15,808.23	0.00	70,502.70
0000318949	*STATION AGENT	43,097.60	44,408.00	1,310.40	45,402.48	17,647.30	512.40	63,562.18
0000304334	*BUS OPERATOR	48,713.60	50,169.60	1,456.00	53,880.20	14,091.39	0.00	67,971.59
0000319163	*BUS OPERATOR	48,193.60	49,649.60	1,456.00	49,404.90	3,987.90	1,876.00	55,268.80
0000331299	AUDITOR III	70,136.82	70,136.82	0.00	70,213.72	0.00	0.00	70,213.72
0000303417	*SERVICEPERSON I	37,419.20	38,542.40	1,123.20	24,850.62	694.87	0.00	25,545.49
0000303476	*JOURNEYMAN AA BUS TECHNICIAN	53,456.00	55,057.60	1,601.60	54,639.59	374.61	225.00	55,239.20
0000337708	*JOURNEYMAN ELEC POWER ELECT	51,292.80	54,537.60	3,244.80	54,845.53	29,567.50	225.00	84,638.03

**METROPOLITAN ATLANTA RAPID TRANSIT AUTHORITY (MARTA)**  
**MARTOC REPORT**

EE NUMBER	TITLE	FY 19 BASE SALARY	FY 20 BASE SALARY	DIFFERENCE +/-	REGULAR EARNINGS	OVERTIME EARNINGS	OTHER EARNINGS	TOTAL EARNINGS
0000330378	*BUS OPERATOR	48,193.60	49,649.60	1,456.00	49,288.21	4,438.59	2,529.11	56,255.91
0000326722	*JOURNEYMAN ET-TRAIN CONTROL	52,936.00	54,537.60	1,601.60	55,000.65	18,298.29	225.00	73,523.94
0000343100	QA ENGINEER	86,320.26	86,320.26	0.00	86,820.36	0.00	0.00	86,820.36
0000332760	*INFORMATION SYSTEMS REC CLERK	36,753.60	37,876.80	1,123.20	34,465.29	0.00	0.00	34,465.29
0000342114	*JOURNEYMAN BODY REPAIR	49,774.40	51,667.20	1,892.80	51,777.87	22,102.46	225.00	74,105.33
0000337233	*REPROGRAPHICS SPEC III	40,518.40	43,430.40	2,912.00	43,427.56	17.20	0.00	43,444.76
0000330506	*JOURNEYMAN OVERHAULER	52,124.80	54,537.60	2,412.80	55,116.28	15,356.88	225.00	70,698.16
0000320261	FINANCIAL ANALYST II	74,650.42	82,115.28	7,464.86	74,396.06	0.00	2,842.47	77,238.53
0000343017	ASSOCIATE COUNSEL	92,000.22	92,000.22	0.00	92,000.34	0.00	0.00	92,000.34
0000302237	BREEZE MEDIA DIST AGENT	47,638.50	47,638.50	0.00	47,539.90	320.22	1,099.36	48,959.48
0000341605	*BUS OPERATOR	34,070.40	38,729.60	4,659.20	37,261.27	7,452.26	0.00	44,713.53
0000335301	*BUS OPERATOR	44,678.40	49,649.60	4,971.20	46,150.29	3,662.69	2,138.56	51,951.54
0000326990	MGR SAFETY	86,339.24	101,218.52	14,879.28	90,823.00	0.00	7,670.95	98,493.95
0000302954	MAINTENANCE PLANNER BUS	61,609.60	61,609.60	0.00	64,149.41	6,796.92	1,408.00	72,354.33
0000303727	SUPV BUS TRANSPORTATION	62,441.60	62,441.60	0.00	65,139.01	12,888.62	2,941.96	80,969.59
0000302208	*DYNAMOMETER OPERATOR	52,936.00	54,537.60	1,601.60	57,414.32	20,960.67	225.00	78,599.99
0000325080	*JOURNEYMAN ELEC POWER ELECT	52,936.00	54,537.60	1,601.60	57,169.01	22,309.80	225.00	79,703.81
0000322435	*BUS OPERATOR (DATE LAST EMPLOYED 24-Oct-2019)	48,193.60	48,193.60	0.00	23,955.72	449.39	0.00	24,405.11
0000320825	*JOURNEYMAN ELEC POWER ELECT	52,936.00	54,537.60	1,601.60	41,301.28	3,683.00	225.00	45,209.28
0000342304	*BUS OPERATOR	34,070.40	38,729.60	4,659.20	34,268.01	6,960.10	0.00	41,228.11
0000303101	*JOURNEYMAN BODY REPAIR	53,456.00	55,057.60	1,601.60	55,517.27	18,645.33	2,093.88	76,256.48
0000343227	*BUS OPERATOR	34,070.40	35,110.40	1,040.00	27,650.90	1,467.44	0.00	29,118.34
0000320922	*JOURNEYMAN BODY REPAIR	52,936.00	54,537.60	1,601.60	49,411.13	143.16	225.00	49,779.29
0000340923	SCOPING & SCREENING ANALYST	60,432.06	60,432.06	0.00	60,535.57	0.00	1,015.78	61,551.35
0000305234	*JOURNEYMAN RAIL CAR MECHANIC	53,456.00	55,057.60	1,601.60	62,254.46	15,867.18	225.00	78,346.64
0000332234	TRANSIT POLICE OFFICER SR	60,465.60	60,465.60	0.00	60,399.04	14,349.67	4,096.07	78,844.78
0000342970	*BUS OPERATOR	34,070.40	35,110.40	1,040.00	27,742.67	1,391.79	0.00	29,134.46
0000341774	*BUS OPERATOR	34,070.40	38,729.60	4,659.20	35,849.37	4,621.03	1,200.76	41,671.16
0000344488	DIR PROJECT DEVELOPMENT	130,000.00	130,000.00	0.00	60,000.16	0.00	0.00	60,000.16
0000321603	*SERVICEPERSON I	36,899.20	38,022.40	1,123.20	37,855.41	329.06	0.00	38,184.47
0000315218	TRANSIT POLICE OFFICER SR	60,465.60	60,465.60	0.00	63,174.54	6,579.90	0.00	69,754.44
0000341969	*JOURNEYMAN TRACK MAINTAINER	45,926.40	51,667.20	5,740.80	45,146.27	7,798.81	0.00	52,945.08
0000330887	*BUS OPERATOR	48,193.60	49,649.60	1,456.00	46,226.75	11,035.24	0.00	57,261.99
0000331721	SUPV FIELD RESEARCH (DATE LAST EMPLOYED 27-Mar-2020)	0.00	0.00	0.00	20,310.67	23.18	0.00	20,333.85

## MARTOC REPORT

EE NUMBER	TITLE	FY 19	FY 20	DIFFERENCE	REGULAR	OVERTIME	OTHER	TOTAL
		BASE SALARY	BASE SALARY	+/-	EARNINGS	EARNINGS	EARNINGS	EARNINGS
0000322493	*SERVICEPERSON IV	39,436.80	40,622.40	1,185.60	42,245.68	8,757.15	0.00	51,002.83
0000323163	*BUS OPERATOR	48,193.60	49,649.60	1,456.00	48,637.66	170.76	0.00	48,808.42
0000302276	SR MAINTENANCE PLANNER RELIEF	70,803.20	70,803.20	0.00	72,124.57	4,030.35	6,728.80	82,883.72
0000306331	*JOURNEYMAN BUS TECHNICIAN	52,124.80	53,705.60	1,580.80	56,556.92	27,636.23	225.00	84,418.15
0000332580	MECHANICAL ENGINEER IV	64,180.22	64,180.22	0.00	64,756.98	0.00	4,278.69	69,035.67
0000337866	PORTFOLIO MANAGER II	87,189.44	87,189.44	0.00	86,959.84	0.00	5,727.57	92,687.41
0000304046	*RAIL STATION CLEANER	32,947.20	33,945.60	998.40	34,691.68	6,635.16	0.00	41,326.84
0000319801	TRANSIT POLICE OFFICER SR	60,465.60	60,465.60	0.00	62,299.46	33,706.39	6,219.13	102,224.98
0000318676	PORTFOLIO MANAGER II	89,171.16	98,088.38	8,917.22	89,170.10	0.00	0.00	89,170.10
0000321077	CONTRACT PROFESSIONAL	0.00	0.00	0.00	140,486.85	22,891.75	0.00	163,378.60
0000331793	ELECTRICAL MAINTENANCE INSPECT	58,987.50	58,987.50	0.00	59,671.09	41,408.48	7,336.96	108,416.53
0000341840	TRANSIT POLICE OFFICER	42,515.20	44,200.00	1,684.80	45,062.44	11,517.07	1,179.00	57,758.51
0000340742	SUPV LIGHT RAIL TRANSPORTATION	52,124.80	52,124.80	0.00	54,038.17	10,822.04	2,506.00	67,366.21
0000341159	*BUS OPERATOR	34,070.40	38,729.60	4,659.20	39,203.68	10,939.69	148.96	50,292.33
0000321913	*JOURNEYMAN BUS TECHNICIAN	52,124.80	53,705.60	1,580.80	56,556.83	16,841.55	1,865.32	75,263.70
0000303374	SUPV BUS TRANSPORTATION	60,028.80	62,379.20	2,350.40	62,144.02	356.53	0.00	62,500.55
0000338412	CAPITAL PROJECTS ADMINISTRATOR	46,273.50	46,273.50	0.00	46,363.09	483.84	0.00	46,846.93
0000339103	CJIT-CALL TAKER	40,892.80	40,892.80	0.00	42,321.89	4,809.51	610.88	47,742.28
0000302920	MOBILITY MAINT PROGRAM MGR (DATE LAST EMPLOYED 01-Mar-2020)	99,031.66	108,276.74	9,245.08	70,797.05	0.00	2,612.53	73,409.58
0000315004	SR COST ANALYST	88,309.00	88,309.00	0.00	88,836.55	0.00	4,049.46	92,886.01
0000324789	*BUS OPERATOR	48,193.60	49,649.60	1,456.00	41,023.98	2,638.56	3,927.71	47,590.25
0000304612	MOBILITY SERVICE AGENT	36,699.00	36,699.00	0.00	38,308.83	7,525.79	4,240.40	50,075.02
0000304926	SUPV BUS MAINTENANCE	62,608.00	62,608.00	0.00	65,073.03	11,460.53	7,123.47	83,657.03
0000333111	TRANSIT POLICE OFFICER SR	51,708.80	51,708.80	0.00	53,510.89	23,330.16	2,068.00	78,909.05
0000302186	*STATION AGENT	43,617.60	44,928.00	1,310.40	49,115.22	16,609.37	0.00	65,724.59
0000343224	*BUS OPERATOR	34,070.40	35,110.40	1,040.00	36,155.45	6,254.24	0.00	42,409.69
0000337217	MGR TECHNICAL TRAINING	98,345.78	98,345.78	0.00	98,846.73	0.00	0.00	98,846.73
0000304697	*JOURNEYMAN TRACK MAINTAINER	52,936.00	54,537.60	1,601.60	58,267.67	20,504.64	0.00	78,772.31
0000333578	*BUS OPERATOR	48,193.60	49,649.60	1,456.00	51,397.13	7,612.07	0.00	59,009.20
0000321483	*BUS OPERATOR	41,121.60	46,030.40	4,908.80	35,417.20	1,845.08	2,217.20	39,479.48
0000326637	*JOURNEYMAN RAIL CAR MECHANIC	52,936.00	54,537.60	1,601.60	58,976.27	26,596.69	225.00	85,797.96
0000341435	DIR INFORMATION TECH AUDIT	136,435.00	136,435.00	0.00	135,912.14	0.00	524.76	136,436.90
0000305795	*JOURNEYMAN ELEC POWER ELECT	53,456.00	55,057.60	1,601.60	57,469.48	18,846.28	225.00	76,540.76
0000342496	*BUS OPERATOR	34,070.40	38,729.60	4,659.20	33,861.43	6,803.29	0.00	40,664.72
0000341874	*JOURNEYMAN TRACK MAINTAINER	45,926.40	51,667.20	5,740.80	51,782.49	9,520.37	0.00	61,302.86

**METROPOLITAN ATLANTA RAPID TRANSIT AUTHORITY (MARTA)**  
**MARTOC REPORT**

EE NUMBER	TITLE	FY 19 BASE SALARY	FY 20 BASE SALARY	DIFFERENCE +/-	REGULAR EARNINGS	OVERTIME EARNINGS	OTHER EARNINGS	TOTAL EARNINGS
0000320051	CONTRACT PROFESSIONAL	0.00	0.00	0.00	142,109.34	0.00	0.00	142,109.34
0000325093	*BUS OPERATOR	48,193.60	49,649.60	1,456.00	50,014.91	14,417.78	741.45	65,174.14
0000326867	SUPV BUS TRANSPORTATION	62,441.60	62,441.60	0.00	63,268.59	2,894.46	0.00	66,163.05
0000339663	*RAIL STATION CLEANER	29,577.60	32,115.20	2,537.60	32,166.20	13,549.00	0.00	45,715.20
0000319987	TRANSIT POLICE OFFICER SR	60,465.60	60,465.60	0.00	61,085.34	44,563.47	4,796.30	110,445.11
0000319798	TRANSIT POLICE OFFICER SPECIAL	62,878.40	62,878.40	0.00	64,548.83	41,215.13	8,589.24	114,353.20
0000321981	*JOURNEYMAN ET-LABORATORY	52,936.00	54,537.60	1,601.60	55,346.57	16,432.71	225.00	72,004.28
0000320326	FOREMAN TRAIN CONTROL	62,608.00	62,608.00	0.00	66,984.80	25,771.45	2,287.60	95,043.85
0000321103	*BUS OPERATOR	48,193.60	49,649.60	1,456.00	51,641.57	11,174.02	0.00	62,815.59
0000332186	TRANSIT POLICE SERGEANT	67,288.00	69,971.20	2,683.20	71,160.39	28,429.96	4,236.00	103,826.35
0000337836	*JOURNEYMAN SUPPORT EQUIPMENT	51,292.80	54,537.60	3,244.80	51,998.74	10,753.72	225.00	62,977.46
0000304624	*BUS OPERATOR	48,193.60	49,649.60	1,456.00	49,746.21	2,935.27	0.00	52,681.48
0000306134	*BUS OPERATOR	48,713.60	50,169.60	1,456.00	51,203.04	15,615.73	0.00	66,818.77
0000330991	DIVISION DISPATCHER	60,028.80	62,379.20	2,350.40	63,134.49	6,837.29	4,798.40	74,770.18
0000335331	*RAIL OPERATOR	41,121.60	46,030.40	4,908.80	40,370.95	3,180.00	1,657.13	45,208.08
0000321639	CONTRACT PROFESSIONAL	0.00	0.00	0.00	37,084.39	2,606.06	0.00	39,690.45
0000306271	SR COST ANALYST	86,618.74	86,618.74	0.00	85,783.52	0.00	14,325.45	100,108.97
0000332382	TRANSIT POLICE OFFICER SPECIAL	55,931.20	58,156.80	2,225.60	58,960.18	29,775.34	2,927.90	91,663.42
0000332790	TRANSIT POLICE OFFICER SR	49,691.20	51,708.80	2,017.60	47,871.78	3,525.87	5,806.22	57,203.87
0000304902	*BUS OPERATOR	48,193.60	50,169.60	1,976.00	49,482.35	6,808.96	3,907.76	60,199.07
0000339569	*BUS OPERATOR	37,585.60	42,369.60	4,784.00	37,173.21	13,477.99	0.00	50,651.20
0000305835	INSTRUCTOR CENTRAL CONTROL	67,766.40	67,766.40	0.00	70,595.84	20,501.07	4,668.72	95,765.63
0000305315	*PT BUS OPERATOR	0.00	0.00	0.00	23,445.57	0.00	0.00	23,445.57
0000305597	*JOURNEYMAN ET-RAIL CAR MAINT	53,456.00	55,057.60	1,601.60	54,299.95	1,686.57	225.00	56,211.52
0000305186	ACCOUNTING SPECIALIST III	53,644.50	53,644.50	0.00	54,407.72	300.50	1,019.63	55,727.85
0000336001	*BUS OPERATOR	44,678.40	49,649.60	4,971.20	45,744.91	7,384.93	2,127.39	55,257.23
0000322978	*JOURNEYMAN RAIL CAR MECHANIC	52,936.00	54,537.60	1,601.60	56,945.14	24,053.07	225.00	81,223.21
0000342505	*BUS OPERATOR	34,070.40	35,110.40	1,040.00	31,566.62	7,383.26	0.00	38,949.88
0000339414	*BUS OPERATOR	37,585.60	42,369.60	4,784.00	38,031.77	5,123.62	2,418.27	45,573.66
0000328844	*JOURNEYMAN ET-TRAIN CONTROL	52,936.00	54,537.60	1,601.60	55,089.46	19,478.51	479.50	75,047.47
0000307129	*BUS OPERATOR	48,193.60	49,649.60	1,456.00	48,142.65	550.58	556.08	49,249.31
0000331641	MGR TECH SYSTEMS SUPPORT	73,372.00	100,104.16	26,732.16	92,950.33	0.00	7,017.55	99,967.88
0000325787	SR TECHNICAL SERVICES ENGINEER	92,882.14	92,882.14	0.00	92,988.56	0.00	8,717.39	101,705.95
0000320420	*BUS OPERATOR	48,193.60	49,649.60	1,456.00	50,366.86	12,068.95	5,397.84	67,833.65



## MARTOC REPORT

EE NUMBER	TITLE	FY 19 BASE SALARY	FY 20 BASE SALARY	DIFFERENCE +/-	REGULAR EARNINGS	OVERTIME EARNINGS	OTHER EARNINGS	TOTAL EARNINGS
0000344136	*BUS OPERATOR	35,110.40	35,110.40	0.00	20,939.01	3,512.30	0.00	24,451.31
0000333097	*BUS OPERATOR	48,193.60	49,649.60	1,456.00	42,499.32	1,640.16	2,252.32	46,391.80
0000342556	SR DIR COMMUNITY OUTREACH	125,000.20	125,000.20	0.00	122,596.70	0.00	7,211.58	129,808.28
0000302969	MEDIA SALES REP	29,835.00	29,835.00	0.00	30,730.74	1,840.45	2,868.75	35,439.94
0000304983	*REVENUE AGENT	47,902.40	49,358.40	1,456.00	52,672.76	4,634.38	0.00	57,307.14
0000322977	*JOURNEYMAN BUS TECHNICIAN	52,124.80	53,705.60	1,580.80	54,554.23	5,846.78	225.00	60,626.01
0000305760	MAINTENANCE PLANNER-RAIL	63,772.80	63,772.80	0.00	63,497.33	267.93	2,514.12	66,279.38
0000337649	IT QUALITY ASSURANCE ENGINEER	85,509.06	85,509.06	0.00	85,511.40	0.00	0.00	85,511.40
0000342767	TRANSIT POLICE OFFICER	39,291.20	42,515.20	3,224.00	42,891.99	4,506.27	0.00	47,398.26
0000336983	*BUS OPERATOR	34,070.40	38,729.60	4,659.20	33,296.55	9,021.88	0.00	42,318.43
0000306834	MGR SPECIFICATIONS (DATE LAST EMPLOYED 01-Feb-2020)	106,654.60	106,654.60	0.00	61,529.57	0.00	23,691.60	85,221.17
0000333099	*BUS OPERATOR	48,193.60	49,649.60	1,456.00	45,068.85	2,649.95	1,112.17	48,830.97
0000303746	*RAIL OPERATOR	48,713.60	50,169.60	1,456.00	49,169.07	660.42	0.00	49,829.49
0000304595	*SERVICEPERSON II	37,419.20	38,542.40	1,123.20	38,627.69	4,567.31	305.83	43,500.83
0000320907	TRANSIT POLICE OFFICER SPECIAL	62,878.40	62,878.40	0.00	65,782.40	44,159.65	5,441.40	115,383.45
0000336183	*BUS OPERATOR	41,121.60	46,030.40	4,908.80	44,897.59	13,884.63	3,171.13	61,953.35
0000337237	*PT BUS OPERATOR	0.00	0.00	0.00	21,645.80	0.00	0.00	21,645.80
0000324688	*BUS OPERATOR	48,193.60	49,649.60	1,456.00	44,152.81	7,667.30	926.82	52,746.93
0000332184	*MATERIAL CONTROLLER LEAD	50,627.20	52,166.40	1,539.20	50,940.93	110.64	0.00	51,051.57
0000301998	EXEC DIR SAFETY & QA	81,224.00	81,224.00	0.00	27,974.18	0.00	0.00	27,974.18
0000335108	*BUS OPERATOR	44,678.40	49,649.60	4,971.20	50,071.34	7,400.44	0.00	57,471.78
0000306063	*JOURNEYMAN STRUCTURAL INSPECT	52,936.00	54,537.60	1,601.60	55,349.12	3,548.04	0.00	58,897.16
0000331586	OFFICE ADMINISTRATOR II	57,560.88	57,560.88	0.00	57,636.27	0.00	0.00	57,636.27
0000315522	*SERVICEPERSON I	36,899.20	38,022.40	1,123.20	39,321.21	10,455.33	141.92	49,918.46
0000307431	PROTECTIVE SPEC POLICE CADET	33,716.80	33,716.80	0.00	34,326.30	524.75	2,982.64	37,833.69
0000303654	*RAIL OPERATOR	48,193.60	49,649.60	1,456.00	51,110.11	16,898.76	0.00	68,008.87
0000317599	*STATION AGENT	43,097.60	44,408.00	1,310.40	44,136.28	1,045.91	0.00	45,182.19
0000343395	REDUCED FARE REPRESENTATIVE	33,871.50	33,871.50	0.00	31,852.06	534.17	0.00	32,386.23
0000322944	TRANSIT POLICE OFFICER SPECIAL	62,878.40	62,878.40	0.00	64,785.90	40,596.55	6,046.00	111,428.45
0000306367	*JOURNEYMAN ET-LABORATORY	53,456.00	55,057.60	1,601.60	56,503.81	15,795.73	648.52	72,948.06
0000343825	*JOURNEYMAN BUS TECHNICIAN	50,252.80	50,252.80	0.00	31,867.52	6,635.49	0.00	38,503.01
0000302222	*BUS OPERATOR	48,713.60	50,169.60	1,456.00	48,838.22	5,239.38	1,896.00	55,973.60
0000322244	*JOURNEYMAN OVERHAULER	52,936.00	54,537.60	1,601.60	44,271.92	12,292.03	1,491.16	58,055.11
0000319045	*BUS OPERATOR	48,193.60	49,649.60	1,456.00	55,239.44	25,241.35	0.00	80,480.79
0000330534	*RAIL OPERATOR	48,193.60	49,649.60	1,456.00	46,303.08	9,997.00	5,243.72	61,543.80

**METROPOLITAN ATLANTA RAPID TRANSIT AUTHORITY (MARTA)**  
**MARTOC REPORT**

EE NUMBER	TITLE	FY 19 BASE SALARY	FY 20 BASE SALARY	DIFFERENCE +/-	REGULAR EARNINGS	OVERTIME EARNINGS	OTHER EARNINGS	TOTAL EARNINGS
0000339671	*SERVICEPERSON I	36,899.20	38,022.40	1,123.20	38,288.65	3,848.97	0.00	42,137.62
0000335873	TELEPHONY OPERATIONS ANALYST	66,859.52	66,859.52	0.00	66,935.70	0.00	0.00	66,935.70
0000341336	*BUS OPERATOR	34,070.40	38,729.60	4,659.20	36,102.94	6,684.95	1,893.75	44,681.64
0000321555	*MATERIAL CONTROLLER	44,137.60	46,529.60	2,392.00	45,878.37	2,602.77	0.00	48,481.14
0000303855	*PT BUS OPERATOR	0.00	0.00	0.00	23,256.85	0.00	0.00	23,256.85
0000303194	*BUS OPERATOR	34,070.40	38,729.60	4,659.20	38,347.36	12,402.89	0.00	50,750.25
0000335369	ENTERPRISE SYSTEMS ENGINEER	73,868.34	82,050.80	8,182.46	77,444.38	0.00	8,698.94	86,143.32
0000343828	*BUS OPERATOR	35,110.40	35,110.40	0.00	24,800.34	2,236.68	118.16	27,155.18
0000320040	*JOURNEYMAN RAIL CAR MECHANIC (DATE LAST EMPLOYED 01-Jan-2020)	52,936.00	52,936.00	0.00	31,068.86	1,861.04	0.00	32,929.90
0000332955	TRANSIT POLICE SERGEANT	67,288.00	69,971.20	2,683.20	71,551.69	24,649.83	6,055.20	102,256.72
0000302914	SUPV REDUCED FARE ELIGIBILITY	62,038.60	62,038.60	0.00	61,456.26	0.00	4,533.70	65,989.96
0000336765	TRANSIT POLICE OFFICER SR	47,777.60	47,777.60	0.00	28,666.56	0.00	0.00	28,666.56
0000334181	TRANSIT POLICE OFFICER SR	60,465.60	60,465.60	0.00	56,936.85	18,367.76	5,758.00	81,062.61
0000304695	SUPV BUS MAINTENANCE	62,608.00	62,608.00	0.00	70,071.66	16,386.22	4,826.24	91,284.12
0000334856	*BUS OPERATOR	44,678.40	49,649.60	4,971.20	46,709.14	7,569.17	0.00	54,278.31
0000302723	*RAIL OPERATOR	48,713.60	50,169.60	1,456.00	49,371.35	3,314.38	1,521.28	54,207.01
0000319906	CONTRACT SPECIALIST III	84,867.38	84,867.38	0.00	84,869.47	0.00	0.00	84,869.47
0000303292	*CUSTOMER INFO OPERATOR PT	0.00	0.00	0.00	23,079.58	0.00	0.00	23,079.58
0000303176	*DYNAMOMETER OPERATOR	53,456.00	55,057.60	1,601.60	54,210.94	5,318.00	1,888.28	61,417.22
0000338013	TRANSIT POLICE OFFICER SR	45,947.20	45,947.20	0.00	48,642.19	21,263.64	0.00	69,905.83
0000330501	*JOURNEYMAN AA BUS TECHNICIAN	52,936.00	54,537.60	1,601.60	54,634.31	18,725.04	225.00	73,584.35
0000344110	*JOURNEYMAN BUS TECHNICIAN	47,320.00	47,320.00	0.00	28,833.44	869.21	0.00	29,702.65
0000340622	*PT BUS OPERATOR	0.00	0.00	0.00	20,307.25	0.00	0.00	20,307.25
0000335554	*BUS OPERATOR	44,678.40	49,649.60	4,971.20	47,359.49	6,411.47	897.44	54,668.40
0000316066	*SERVICEPERSON I	36,899.20	38,022.40	1,123.20	34,379.78	75.41	2,363.06	36,818.25
0000327312	*JOURNEYMAN ET-RAIL CAR MAINT	52,936.00	54,537.60	1,601.60	54,973.65	15,782.95	225.00	70,981.60
0000329363	*RAIL OPERATOR	48,193.60	49,649.60	1,456.00	47,177.91	2,676.67	1,887.20	51,741.78
0000321041	*JOURNEYMAN ELEC POWER ELECT	52,936.00	54,537.60	1,601.60	55,820.50	17,432.82	225.00	73,478.32
0000327720	*BUS OPERATOR	48,193.60	49,649.60	1,456.00	52,949.95	20,552.89	0.00	73,502.84
0000342840	SR DIR INFRASTRUCTURE	170,000.22	170,000.22	0.00	170,000.62	0.00	0.00	170,000.62
0000319715	*MATERIAL CONTROLLER	49,129.60	50,606.40	1,476.80	50,687.50	2,725.71	0.00	53,413.21
0000302165	CONTRACT PROFESSIONAL	0.00	0.00	0.00	47,540.14	495.89	0.00	48,036.03
0000327713	*RAIL OPERATOR	44,678.40	49,649.60	4,971.20	32,145.47	372.16	1,765.20	34,282.83
0000342602	*BUS OPERATOR (DATE LAST EMPLOYED 15-Jan-2020)	34,070.40	34,070.40	0.00	20,452.14	3,540.10	0.00	23,992.24

## MARTOC REPORT

EE NUMBER	TITLE	FY 19 BASE SALARY	FY 20 BASE SALARY	DIFFERENCE +/-	REGULAR EARNINGS	OVERTIME EARNINGS	OTHER EARNINGS	TOTAL EARNINGS
0000342887	*BUS OPERATOR	34,070.40	35,110.40	1,040.00	36,458.17	10,637.99	0.00	47,096.16
0000335865	*SERVICEPERSON VII GROUNDSKEEPR	33,841.60	38,563.20	4,721.60	36,445.12	2,170.68	296.64	38,912.44
0000329365	*RAIL OPERATOR	48,193.60	49,649.60	1,456.00	48,713.75	2,780.42	2,851.59	54,345.76
0000343571	*BUS OPERATOR	35,110.40	35,110.40	0.00	31,078.55	3,702.79	0.00	34,781.34
0000344160	*BUS OPERATOR	35,110.40	35,110.40	0.00	19,149.07	2,009.17	0.00	21,158.24
0000303218	SUPV RAIL LINE	48,713.60	58,968.00	10,254.40	59,295.77	12,324.50	5,857.36	77,477.63
0000303395	*BUS OPERATOR	48,193.60	49,649.60	1,456.00	52,674.26	9,548.05	0.00	62,222.31
0000309936	*BUS OPERATOR	48,193.60	49,649.60	1,456.00	46,920.93	3,313.44	1,209.71	51,444.08
0000328570	*RAIL OPERATOR	41,121.60	46,030.40	4,908.80	44,443.24	9,638.62	0.00	54,081.86
0000332761	TRANSIT POLICE OFFICER SR	53,768.00	55,931.20	2,163.20	58,030.95	12,674.30	1,075.60	71,780.85
0000333672	*RAIL OPERATOR	48,193.60	49,649.60	1,456.00	43,924.90	6,036.57	1,997.63	51,959.10
0000318268	*BUS OPERATOR	48,193.60	49,649.60	1,456.00	50,395.71	13,539.06	0.00	63,934.77
0000305617	SUPV RAIL LINE	60,756.80	60,756.80	0.00	57,173.12	5,164.75	3,885.24	66,223.11
0000333867	*RAIL OPERATOR	48,193.60	49,649.60	1,456.00	50,000.73	13,894.71	0.00	63,895.44
0000304289	*JOURNEYMAN ET-RAIL CAR MAINT	52,936.00	54,537.60	1,601.60	51,539.15	4,409.05	225.00	56,173.20
0000334612	*BUS OPERATOR	34,070.40	35,110.40	1,040.00	36,284.04	2,883.66	0.00	39,167.70
0000304676	QA ENGINEER	62,608.00	78,956.02	16,348.02	78,954.80	0.00	9,162.87	88,117.67
0000341508	*PT BUS OPERATOR	0.00	0.00	0.00	20,337.13	0.00	0.00	20,337.13
0000342610	*BUS OPERATOR	34,070.40	38,729.60	4,659.20	25,649.79	4,920.77	0.00	30,570.56
0000318679	*RAIL OPERATOR	48,193.60	49,649.60	1,456.00	50,591.73	1,103.67	0.00	51,695.40
0000303426	SUPV RAIL CAR APPEARANCE	57,720.00	57,720.00	0.00	59,889.89	5,695.05	2,644.56	68,229.50
0000325085	*JOURNEYMAN ELEC POWER ELECT	52,936.00	54,537.60	1,601.60	54,974.89	2,524.44	225.00	57,724.33
0000316072	TRANSIT POLICE OFFICER SPECIAL	62,878.40	62,878.40	0.00	62,258.15	8,498.59	254.37	71,011.11
0000337662	TRANSIT POLICE OFFICER SR	49,691.20	51,708.80	2,017.60	52,320.58	25,281.92	5,509.90	83,112.40
0000306433	*STATION AGENT	43,097.60	44,928.00	1,830.40	45,879.08	9,804.74	165.76	55,849.58
0000302568	*STATION AGENT	43,617.60	44,928.00	1,310.40	44,324.40	6,648.02	1,855.44	52,827.86
0000332067	*BUS OPERATOR	48,193.60	48,193.60	0.00	26,328.54	441.07	185.36	26,954.97
0000337667	(DATE LAST EMPLOYED 23-Jan-2020) SUPV RAIL CAR APPEARANCE	36,899.20	56,035.20	19,136.00	53,351.56	4,391.88	0.00	57,743.44
0000329889	*SERVICEPERSON I	36,899.20	38,022.40	1,123.20	39,286.13	5,678.78	0.00	44,964.91
0000329431	SR ASSOCIATE COUNSEL WKRS COMP	115,348.48	115,348.48	0.00	115,346.50	0.00	0.00	115,346.50
0000339071	*BUS OPERATOR	37,585.60	42,369.60	4,784.00	31,030.06	5,136.04	915.61	37,081.71
0000341493	TRANSIT POLICE OFFICER SR	49,691.20	51,708.80	2,017.60	52,925.99	7,762.67	497.20	61,185.86
0000321150	SUPV MOBILITY RESERVATIONS	42,178.50	55,029.52	12,851.02	53,485.51	0.00	4,355.27	57,840.78
0000305938	TRANSIT POLICE OFFICER SR	60,465.60	60,465.60	0.00	63,624.98	22,712.87	3,562.02	89,899.87
0000302600	*BUS OPERATOR	48,713.60	50,169.60	1,456.00	44,707.33	13,955.53	0.00	58,662.86

METROPOLITAN ATLANTA RAPID TRANSIT AUTHORITY (MARTA)  
MARTOC REPORT

EE NUMBER	TITLE	FY 19 BASE SALARY	FY 20 BASE SALARY	DIFFERENCE +/-	REGULAR EARNINGS	OVERTIME EARNINGS	OTHER EARNINGS	TOTAL EARNINGS
0000343726	DIVERSITY OUTREACH SPECIALIST	43,998.24	43,998.24	0.00	32,058.44	0.00	0.00	32,058.44
0000322037	SUPV RAIL LINE	58,968.00	58,968.00	0.00	61,646.78	22,723.80	4,536.00	88,906.58
0000332123	*BUS OPERATOR	48,193.60	49,649.60	1,456.00	51,375.77	14,403.07	0.00	65,778.84
0000323420	*BUS OPERATOR	48,193.60	49,649.60	1,456.00	54,354.43	17,432.81	0.00	71,787.24
0000332084	*BUS OPERATOR	48,193.60	49,649.60	1,456.00	45,406.44	4,021.37	3,821.34	53,249.15
0000325950	ARCHITECT VI	94,142.88	94,142.88	0.00	94,146.63	0.00	0.00	94,146.63
0000343496	*JOURNEYMAN TRACK MAINTAINER	47,320.00	47,320.00	0.00	40,086.10	6,773.47	0.00	46,859.57
0000332988	ASST SUPV FIELD DATA COLL	54,350.40	54,350.40	0.00	38,245.66	269.53	0.00	38,515.19
0000319273	FOREMAN TRACK & STRCT	63,169.60	63,169.60	0.00	66,905.15	29,502.42	5,466.60	101,874.17
0000322151	ROOF INSPECTOR III	72,482.80	72,482.80	0.00	73,056.13	0.00	5,575.62	78,631.75
0000337520	*JOURNEYMAN TRACK MAINTAINER	51,292.80	54,537.60	3,244.80	55,896.88	10,804.36	0.00	66,701.24
0000333633	*JOURNEYMAN ET-COMPUTER MAINT	52,936.00	54,537.60	1,601.60	57,911.62	18,801.26	225.00	76,937.88
0000343970	*JOURNEYMAN AA BUS TECHNICIAN	52,478.40	52,478.40	0.00	31,805.27	3,560.75	0.00	35,366.02
0000333343	*JOURNEYMAN TRACK MAINTAINER	52,936.00	54,537.60	1,601.60	52,588.22	14,408.55	1,010.20	68,006.97
0000327898	*BUS OPERATOR	48,193.60	49,649.60	1,456.00	50,499.39	13,155.72	376.32	64,031.43
0000336091	*BUS OPERATOR	44,678.40	49,649.60	4,971.20	45,460.99	12,872.89	1,489.94	59,823.82
0000321511	FARE COLLECTION COORDINATOR OP	56,433.00	62,068.50	5,635.50	58,680.21	295.05	3,979.85	62,955.11
0000320418	*JOURNEYMAN TRACK WALKER	52,936.00	54,537.60	1,601.60	57,364.47	18,753.18	0.00	76,117.65
0000334501	*RAIL OPERATOR	44,678.40	49,649.60	4,971.20	48,044.29	8,443.61	0.00	56,487.90
0000339923	*RAIL STATION CLEANER	29,577.60	33,945.60	4,368.00	33,517.22	14,607.60	0.00	48,124.82
0000304182	TRANS RESEARCH SPECIALIST III (DATE LAST EMPLOYED 31-Jan-2020)	64,461.54	64,461.54	0.00	55,781.70	0.00	0.00	55,781.70
0000336913	*BUS OPERATOR	41,121.60	46,030.40	4,908.80	41,047.68	5,286.22	1,652.83	47,986.73
0000340448	*BUS OPERATOR	34,070.40	38,729.60	4,659.20	37,917.60	3,463.65	2,696.64	44,077.89
0000329350	*BUS OPERATOR	48,193.60	49,649.60	1,456.00	49,162.66	9,318.57	0.00	58,481.23
0000303212	SUPT RAIL LINE	71,644.04	71,644.04	0.00	70,865.31	0.00	12,375.86	83,241.17
0000337659	*BUS OPERATOR	41,121.60	46,030.40	4,908.80	40,295.31	2,148.85	2,411.67	44,855.83
0000343868	*BUS OPERATOR	35,110.40	35,110.40	0.00	24,328.85	7,467.94	0.00	31,796.79
0000332358	*BUS OPERATOR	48,193.60	49,649.60	1,456.00	36,623.80	1,825.17	2,858.80	41,307.77
0000335635	TRANSIT POLICE OFFICER SR	55,931.20	58,156.80	2,225.60	46,308.39	7,422.40	4,753.20	58,483.99
0000306142	*JOURNEYMAN SUPPORT EQUIPMENT	52,936.00	54,537.60	1,601.60	51,427.67	3,115.25	3,106.20	57,649.12
0000338062	CONTRACT SPECIALIST III	74,303.58	74,303.58	0.00	72,304.55	0.00	1,799.31	74,103.86
0000318414	TRANSIT POLICE SERGEANT (DATE LAST EMPLOYED 14-Aug-2019)	69,950.40	69,950.40	0.00	10,879.31	731.46	15,391.78	27,002.55
0000303210	MGR ASSET MGMT PROGRAM	94,395.86	94,395.86	0.00	94,396.05	0.00	0.00	94,396.05
0000302320	*JOURNEYMAN AA BUS TECHNICIAN	53,456.00	55,057.60	1,601.60	49,376.34	9,352.66	4,166.10	62,895.10

## MARTOC REPORT

EE NUMBER	TITLE	FY 19	FY 20	DIFFERENCE	REGULAR	OVERTIME	OTHER	TOTAL
		BASE SALARY	BASE SALARY	+/-	EARNINGS	EARNINGS	EARNINGS	EARNINGS
0000304106	*JOURNEYMAN RAIL CAR MECHANIC	52,936.00	54,537.60	1,601.60	58,567.61	7,369.81	225.00	66,162.42
0000344074	*BUS OPERATOR	35,110.40	35,110.40	0.00	22,484.25	2,072.96	0.00	24,557.21
0000342130	*SERVICEPERSON IV	35,568.00	40,622.40	5,054.40	39,447.08	4,153.97	0.00	43,601.05
0000304980	*BUS OPERATOR	48,713.60	50,169.60	1,456.00	56,268.61	21,531.71	2,198.22	79,998.54
0000319782	*RAIL OPERATOR	48,193.60	49,649.60	1,456.00	34,498.30	59,953.43	0.00	94,451.73
0000330753	TRANSIT POLICE SERGEANT (DATE LAST EMPLOYED 06-Sep-2019)	67,267.20	67,267.20	0.00	14,892.57	4,171.86	4,236.54	23,300.97
0000333773	*JOURNEYMAN BUS TECHNICIAN	45,489.60	50,252.80	4,763.20	42,778.72	49.68	1,917.92	44,746.32
0000341379	TRANSIT POLICE OFFICER	44,200.00	45,947.20	1,747.20	47,029.44	9,417.11	1,699.20	58,145.75
0000344046	E LEARNING SPECIALIST	70,304.00	70,304.00	0.00	43,339.00	0.00	0.00	43,339.00
0000333406	*RAIL OPERATOR	48,193.60	49,649.60	1,456.00	43,954.14	4,478.29	3,521.85	51,954.28
0000340739	SUPV LIGHT RAIL TRANSPORTATION	52,124.80	52,124.80	0.00	55,300.50	4,398.08	0.00	59,698.58
0000320166	*JOURNEYMAN SUPPORT EQUIPMENT	52,936.00	54,537.60	1,601.60	50,998.19	12,266.19	4,790.44	68,054.82
0000336102	*BUS OPERATOR	44,678.40	49,649.60	4,971.20	34,708.61	2,831.88	3,129.52	40,670.01
0000322114	FOREMAN CUSTODIAL SERVICES	53,268.80	53,268.80	0.00	53,917.47	1,539.77	5,122.00	60,579.24
0000304539	*PT BUS OPERATOR	0.00	0.00	0.00	22,103.85	0.00	0.00	22,103.85
0000335321	*BUS OPERATOR	41,121.60	46,030.40	4,908.80	40,080.38	12,421.02	1,054.54	53,555.94
0000340786	TRANSIT POLICE OFFICER	42,515.20	44,200.00	1,684.80	45,864.96	18,031.68	2,561.20	66,457.84
0000338753	*RAIL OPERATOR	37,585.60	42,369.60	4,784.00	40,495.91	7,709.04	1,885.92	50,090.87
0000303372	*STATION AGENT (DATE LAST EMPLOYED 01-Feb-2020)	43,617.60	43,617.60	0.00	30,437.96	2,343.43	0.00	32,781.39
0000331660	*RAIL OPERATOR	48,193.60	49,649.60	1,456.00	47,703.95	9,770.95	3,970.96	61,445.86
0000323948	SUPV RAIL LINE	48,193.60	58,968.00	10,774.40	51,598.38	13,128.99	3,183.88	67,911.25
0000306057	CONTRACT PROFESSIONAL	0.00	0.00	0.00	52,187.44	2,902.63	0.00	55,090.07
0000327798	RAIL SERVICES CONTROLLER	82,867.20	84,364.80	1,497.60	88,948.84	50,953.96	1,274.88	141,177.68
0000322165	*BUS OPERATOR	48,193.60	49,649.60	1,456.00	47,375.01	4,944.40	741.44	53,060.85
0000343390	*PT BUS OPERATOR	21,944.00	21,944.00	0.00	25,886.43	1,475.46	0.00	27,361.89
0000341966	*BUS OPERATOR	34,070.40	38,729.60	4,659.20	25,656.75	3,559.16	2,085.43	31,301.34
0000330159	*BUS OPERATOR	48,193.60	49,649.60	1,456.00	47,409.15	33,188.16	5,188.51	85,785.82
0000305166	*BUS OPERATOR	48,713.60	50,169.60	1,456.00	51,560.68	15,383.83	0.00	66,944.51
0000330932	*BUS OPERATOR	48,193.60	49,649.60	1,456.00	50,684.53	2,956.17	0.00	53,640.70
0000321812	OFFICE ADMINISTRATOR II	46,293.00	57,229.90	10,936.90	54,113.35	0.00	3,137.80	57,251.15
0000322254	*JOURNEYMAN AA BUS TECHNICIAN	52,936.00	54,537.60	1,601.60	56,193.00	422.26	225.00	56,840.26
0000303394	MGR DISPOSITION & APPRAISAL	112,177.26	112,177.26	0.00	112,180.68	0.00	0.00	112,180.68
0000323963	TRANSIT POLICE SERGEANT	69,971.20	72,758.40	2,787.20	75,728.88	44,062.26	6,121.50	125,912.64
0000343971	*BUS OPERATOR	35,110.40	35,110.40	0.00	22,998.45	2,026.97	0.00	25,025.42
0000306497	OCCUPATIONAL MED SER WELL SPEC	60,942.44	60,942.44	0.00	59,865.96	0.00	5,605.00	65,470.96

**METROPOLITAN ATLANTA RAPID TRANSIT AUTHORITY (MARTA)**  
**MARTOC REPORT**

EE NUMBER	TITLE	FY 19 BASE SALARY	FY 20 BASE SALARY	DIFFERENCE +/-	REGULAR EARNINGS	OVERTIME EARNINGS	OTHER EARNINGS	TOTAL EARNINGS
0000334960	*JOURNEYMAN OVERHAULER	52,936.00	54,537.60	1,601.60	55,172.33	5,524.62	225.00	60,921.95
0000304200	*BUS OPERATOR	48,193.60	49,649.60	1,456.00	50,221.57	7,625.18	0.00	57,846.75
0000336075	*JOURNEYMAN ET-COMPUTER MAINT	52,936.00	54,537.60	1,601.60	55,232.63	10,577.41	428.60	66,238.64
0000332195	*MATERIAL CONTROLLER	44,137.60	46,529.60	2,392.00	46,325.25	1,885.72	0.00	48,210.97
0000324618	CONFIG MGMT ANALYST	92,521.52	92,521.52	0.00	92,520.10	0.00	14,589.94	107,110.04
0000330755	DIVERSITY PROGRAM ADMIN	80,288.52	80,288.52	0.00	80,289.38	0.00	0.00	80,289.38
0000343332	GEN SUPT BUS MAINT	84,739.20	84,739.20	0.00	72,202.40	0.00	0.00	72,202.40
0000334982	FOREMAN TRACK & STRCT	50,148.80	58,968.00	8,819.20	55,873.90	9,931.26	0.00	65,805.16
0000332193	*BUS OPERATOR	48,193.60	49,649.60	1,456.00	51,051.40	10,426.27	0.00	61,477.67
0000341514	*BUS OPERATOR	34,070.40	38,729.60	4,659.20	24,799.86	2,618.99	1,641.48	29,060.33
0000331920	*STATION AGENT	43,097.60	44,408.00	1,310.40	45,468.12	1,010.10	0.00	46,478.22
0000316129	FOREMAN TRACK & STRCT	60,756.80	60,756.80	0.00	63,559.22	21,403.55	2,336.80	87,299.57
0000334978	*BUS OPERATOR	44,678.40	49,649.60	4,971.20	50,209.58	4,650.96	0.00	54,860.54
0000323031	INSTRUCTOR RAIL OPERATIONS	63,169.60	63,169.60	0.00	65,263.03	9,608.21	6,958.70	81,829.94
0000339295	*BUS OPERATOR	37,585.60	42,369.60	4,784.00	42,370.66	12,561.14	0.00	54,931.80
0000337648	INSTRUCTOR BUS OPERATIONS	58,344.00	58,344.00	0.00	59,056.76	5,247.84	0.00	64,304.60
0000327665	*JOURNEYMAN ELEC POWER ELECT	52,936.00	54,537.60	1,601.60	57,147.92	30,789.18	225.00	88,162.10
0000322810	*RAIL OPERATOR	48,193.60	49,649.60	1,456.00	50,901.17	11,125.10	0.00	62,026.27
0000304647	*BUS OPERATOR	48,193.60	49,649.60	1,456.00	42,133.64	44.18	3,959.76	46,137.58
0000324793	*JOURNEYMAN TRACK MAINTAINER	45,926.40	51,272.00	5,345.60	51,113.10	11,199.07	0.00	62,312.17
0000304844	*BUS OPERATOR	48,713.60	50,169.60	1,456.00	47,833.91	16,079.36	578.88	64,492.15
0000323531	*BUS OPERATOR	48,193.60	49,649.60	1,456.00	49,301.26	15,136.91	370.72	64,808.89
0000338387	TRANSIT POLICE OFFICER SR	45,947.20	45,947.20	0.00	37,603.03	3,498.27	6,034.77	47,136.07
0000337464	COMPENSATION ANALYST III	79,992.64	79,992.64	0.00	79,989.31	0.00	0.00	79,989.31
0000305806	*JOURNEYMAN ELEC POWER ELECT	52,936.00	54,537.60	1,601.60	34,008.71	6,049.13	225.00	40,282.84
0000329334	*JOURNEYMAN BUS TECHNICIAN	52,124.80	53,705.60	1,580.80	55,222.20	16,159.89	225.00	71,607.09
0000338457	*RAIL OPERATOR	37,585.60	42,369.60	4,784.00	43,478.95	11,525.84	144.56	55,149.35
0000341488	TRANSIT POLICE OFFICER	44,200.00	45,947.20	1,747.20	44,725.37	4,520.27	1,237.04	50,482.68
0000321976	*BUS OPERATOR	48,193.60	49,649.60	1,456.00	53,197.12	14,346.38	0.00	67,543.50
0000322737	QA ENGINEER	81,882.84	81,882.84	0.00	82,381.12	0.00	0.00	82,381.12
0000338458	*BUS OPERATOR	37,585.60	42,369.60	4,784.00	41,996.40	19,759.54	1,208.91	62,964.85
0000323511	*BUS OPERATOR (DATE LAST EMPLOYED 01-Jan-2020)	48,193.60	48,193.60	0.00	24,873.56	5,049.27	0.00	29,922.83
0000326411	BUYER PLANNER III	76,835.46	76,835.46	0.00	76,454.80	0.00	382.56	76,837.36
0000305248	*RAIL OPERATOR	48,193.60	49,649.60	1,456.00	30,127.18	450.79	3,386.88	33,964.85

**METROPOLITAN ATLANTA RAPID TRANSIT AUTHORITY (MARTA)**  
**MARTOC REPORT**

EE NUMBER	TITLE	FY 19	FY 20	DIFFERENCE	REGULAR	OVERTIME	OTHER	TOTAL
		BASE SALARY	BASE SALARY	+/-	EARNINGS	EARNINGS	EARNINGS	EARNINGS
0000322138	*JOURNEYMAN BUS TECHNICIAN	52,124.80	53,705.60	1,580.80	54,378.81	8,158.57	225.00	62,762.38
0000341805	TRANSIT POLICE OFFICER	40,851.20	42,515.20	1,664.00	43,244.50	11,516.43	1,556.29	56,317.22
0000302277	BENEFITS ANALYST III	71,506.76	78,657.54	7,150.78	74,966.17	0.00	3,868.71	78,834.88
0000324397	*JOURNEYMAN ET-TRAIN CONTROL	52,936.00	54,537.60	1,601.60	54,284.96	0.00	225.00	54,509.96
0000341189	INSTRUCTOR TRACK	62,587.20	62,587.20	0.00	63,142.04	0.00	0.00	63,142.04
0000344071	FIELD INSPECTOR	52,767.00	52,767.00	0.00	36,361.85	8,943.33	0.00	45,305.18
0000335147	*JOURNEYMAN ET-RAIL CAR MAINT	52,936.00	54,537.60	1,601.60	55,587.33	18,247.98	225.00	74,060.31
0000327315	*JOURNEYMAN RAIL CAR MECHANIC	52,936.00	54,537.60	1,601.60	54,765.65	12,989.88	225.00	67,980.53
0000310944	*BUS OPERATOR	48,193.60	49,649.60	1,456.00	48,778.08	1,187.67	0.00	49,965.75
0000320594	TRANSIT SYSTEM PROJECT PLANNER	83,018.52	83,018.52	0.00	88,217.93	0.00	1,742.23	89,960.16
0000304027	MGR ENGINEERING SVCS (DATE LAST EMPLOYED 01-Sep-2019)	107,981.38	107,981.38	0.00	8,306.32	0.00	35,514.34	43,820.66
0000302560	TRANSIT POLICE MAJOR	88,628.80	96,624.58	7,995.78	90,950.92	28,033.53	23,468.00	142,452.45
0000338978	*SERVICEPERSON I	36,899.20	38,022.40	1,123.20	37,740.24	1,702.20	0.00	39,442.44
0000338585	*JOURNEYMAN OVERHAULER	49,774.40	54,537.60	4,763.20	55,834.92	13,829.47	225.00	69,889.39
0000321779	*BUS OPERATOR	48,193.60	49,649.60	1,456.00	46,272.12	8,239.49	3,768.80	58,280.41
0000303728	*SERVICEPERSON I	37,419.20	38,542.40	1,123.20	40,333.89	20,305.18	0.00	60,639.07
0000325012	*JOURNEYMAN SUPPORT EQUIPMENT	52,936.00	54,537.60	1,601.60	54,825.98	7,750.91	225.00	62,801.89
0000306912	CONTRACT PROFESSIONAL	0.00	0.00	0.00	61,835.46	755.65	0.00	62,591.11
0000320848	*JOURNEYMAN STRUCTURAL INSPECT	52,936.00	54,537.60	1,601.60	53,812.93	15,779.79	524.40	70,117.12
0000331401	INSTRUCTOR BUS OPERATIONS	56,638.40	56,638.40	0.00	57,213.40	17,971.80	0.00	75,185.20
0000328940	TRANSIT POLICE OFFICER SR	58,156.80	60,465.60	2,308.80	56,842.85	24,047.34	7,685.43	88,575.62
0000303378	CONTRACT PROFESSIONAL (DATE LAST EMPLOYED 31-Dec-2019)	0.00	0.00	0.00	28,353.60	1,886.40	0.00	30,240.00
0000316987	MGR COMPENSATION & BENEFITS (DATE LAST EMPLOYED 01-Oct-2019)	108,174.30	108,174.30	0.00	24,547.30	0.00	12,319.12	36,866.42
0000339546	*BUS OPERATOR	35,110.40	35,110.40	0.00	24,026.57	3,931.60	0.00	27,958.17
0000343398	*BUS OPERATOR	35,110.40	35,110.40	0.00	19,313.12	1,357.94	0.00	20,671.06
0000331462	DISPATCHER-RAIL TRANSPORTATION	56,555.20	56,555.20	0.00	56,290.38	1,245.78	3,509.42	61,045.58
0000322441	INSTRUCTOR RAIL OPERATIONS	60,736.00	60,736.00	0.00	63,300.65	20,779.07	5,879.13	89,958.85
0000326863	CJIT-CALL TAKER	42,140.80	42,140.80	0.00	44,671.91	7,994.66	0.00	52,666.57
0000322488	SUPV BUS MAINTENANCE	63,211.20	63,211.20	0.00	63,861.29	5,390.63	2,967.54	72,219.46
0000302883	*STATION AGENT	43,617.60	44,928.00	1,310.40	48,322.85	2,183.98	0.00	50,506.83
0000330157	*SERVICEPERSON I	36,899.20	38,022.40	1,123.20	38,974.25	4,645.49	1,010.72	44,630.46
0000321311	*RAIL STATION CLEANER	32,947.20	33,945.60	998.40	35,702.44	14,008.50	0.00	49,710.94
0000337241	TRANSIT POLICE OFFICER SR (DATE LAST EMPLOYED 28-Jun-2020)	47,798.40	49,691.20	1,892.80	39,217.90	5,677.76	4,665.31	49,560.97
0000334953	ADMINISTRATIVE ASSISTANT	40,072.50	40,072.50	0.00	37,672.91	46.26	2,443.96	40,163.13

**METROPOLITAN ATLANTA RAPID TRANSIT AUTHORITY (MARTA)**  
**MARTOC REPORT**

EE NUMBER	TITLE	FY 19	FY 20	DIFFERENCE	REGULAR	OVERTIME	OTHER	TOTAL
		BASE SALARY	BASE SALARY	+/-	EARNINGS	EARNINGS	EARNINGS	EARNINGS
0000344583	*JOURNEYMAN TRACK MAINTAINER	47,320.00	47,320.00	0.00	20,228.30	4,572.78	0.00	24,801.08
0000335724	*JOURNEYMAN ET-RADIO MAINT	52,936.00	54,537.60	1,601.60	58,101.01	54,426.14	225.00	112,752.15
0000325360	*JOURNEYMAN ET-TRAIN CONTROL	52,936.00	54,537.60	1,601.60	55,156.40	18,123.65	225.00	73,505.05
0000325328	*JOURNEYMAN ET-RADIO MAINT	52,936.00	54,537.60	1,601.60	56,090.07	28,700.33	2,075.88	86,866.28
0000342112	TRANSIT POLICE OFFICER	42,515.20	44,200.00	1,684.80	44,630.60	21,963.69	1,532.70	68,126.99
0000329368	*BUS OPERATOR	48,193.60	49,649.60	1,456.00	51,820.65	14,199.97	0.00	66,020.62
0000339023	*JOURNEYMAN RAIL CAR MECHANIC	49,254.40	47,320.00	-1,934.40	49,957.49	4,902.65	621.16	55,481.30
0000334700	TRANSIT POLICE OFFICER SR	51,708.80	53,768.00	2,059.20	55,896.79	16,092.30	2,946.90	74,935.99
0000302626	GEN FOREMAN TRACK & STRUC INSP	74,270.82	74,270.82	0.00	74,887.52	0.00	9,599.35	84,486.87
0000339294	*BUS OPERATOR	37,585.60	42,369.60	4,784.00	33,594.72	4,509.02	2,565.20	40,668.94
0000334405	*JOURNEYMAN ET-RADIO MAINT	52,936.00	54,537.60	1,601.60	53,538.03	26,110.87	1,458.92	81,107.82
0000335503	*MATERIAL CONTROLLER	44,137.60	46,529.60	2,392.00	43,937.13	1,402.90	0.00	45,340.03
0000341998	REDUCED FARE REPRESENTATIVE	33,871.50	33,871.50	0.00	33,869.06	254.10	0.00	34,123.16
0000335790	*BUS OPERATOR	44,678.40	49,649.60	4,971.20	49,105.68	26,431.57	0.00	75,537.25
0000316645	*STATION AGENT	43,097.60	44,408.00	1,310.40	42,893.65	10,941.69	3,059.28	56,894.62
0000338969	MGR LABOR RELATIONS	99,300.76	108,941.82	9,641.06	108,939.49	0.00	8,659.48	117,598.97
0000321053	DISPATCHER RADIO COMMUNICATION (DATE LAST EMPLOYED 22-Jan-2020)	58,281.60	58,281.60	0.00	36,903.56	3,052.96	5,062.38	45,018.90
0000322563	SUPV BUS MAINTENANCE	52,124.80	57,262.40	5,137.60	58,291.64	15,618.51	0.00	73,910.15
0000335206	*BUS OPERATOR	44,678.40	49,649.60	4,971.20	39,619.67	3,258.14	3,684.40	46,562.21
0000303668	FIELD INSPECTOR	66,982.50	66,982.50	0.00	68,144.28	12,872.05	3,132.39	84,148.72
0000340149	*JOURNEYMAN BUS TECHNICIAN	48,776.00	51,500.80	2,724.80	51,314.41	818.27	225.00	52,357.68
0000343270	*BUS OPERATOR	35,110.40	35,110.40	0.00	34,984.31	7,448.35	0.00	42,432.66
0000323115	TRANSIT POLICE OFFICER SR	62,878.40	60,465.60	-2,412.80	63,714.03	17,707.66	0.00	81,421.69
0000302022	BUS STOP PLANNER III	70,893.68	76,565.32	5,671.64	73,739.64	0.00	6,690.22	80,429.86
0000302679	*JOURNEYMAN BUS TECHNICIAN	52,124.80	54,225.60	2,100.80	57,945.65	28,066.44	225.00	86,237.09
0000304681	FOREMAN MAINT LANDSCAPE	65,998.40	65,998.40	0.00	65,965.50	2,787.62	2,770.16	71,523.28
0000337367	TRANSIT POLICE OFFICER SR	53,768.00	55,931.20	2,163.20	56,768.67	13,466.15	0.00	70,234.82
0000317442	*SERVICEPERSON I	36,899.20	38,022.40	1,123.20	35,994.29	2,649.36	2,159.04	40,802.69
0000343293	*BUS OPERATOR	35,110.40	35,110.40	0.00	24,135.89	1,497.97	0.00	25,633.86
0000340585	*BUS OPERATOR	34,070.40	38,729.60	4,659.20	38,295.00	10,436.05	1,747.92	50,478.97
0000336338	*JOURNEYMAN BUS TECHNICIAN	45,489.60	50,252.80	4,763.20	46,560.95	2,656.64	1,443.04	50,660.63
0000321402	CONTRACT EMP PT POLICE OFFICER	0.00	0.00	0.00	26,252.17	637.33	0.00	26,889.50
0000342595	*BUS OPERATOR	34,070.40	38,729.60	4,659.20	36,163.26	6,724.56	0.00	42,887.82
0000335385	*BUS OPERATOR	44,678.40	49,649.60	4,971.20	30,703.96	1,805.69	687.36	33,197.01
0000316512	COMMUNICATIONS COORD IOC	49,566.40	49,566.40	0.00	52,574.56	285.72	1,052.16	53,912.44



METROPOLITAN ATLANTA RAPID TRANSIT AUTHORITY (MARTA)  
MARTOC REPORT

EE NUMBER	TITLE	FY 19 BASE SALARY	FY 20 BASE SALARY	DIFFERENCE +/-	REGULAR EARNINGS	OVERTIME EARNINGS	OTHER EARNINGS	TOTAL EARNINGS
0000338260	RECRUITING OFFICER II	63,654.50	63,654.50	0.00	62,763.97	0.00	3,413.31	66,177.28
0000341381	*BUS OPERATOR	34,070.40	38,729.60	4,659.20	38,867.99	3,542.73	1,312.80	43,723.52
0000318900	SCHEDULE DISTRIBUTION CLERK (DATE LAST EMPLOYED 25-Nov-2019)	31,453.50	31,453.50	0.00	12,634.58	4,582.68	8,378.37	25,595.63
0000343831	*BUS OPERATOR	35,110.40	35,110.40	0.00	25,592.10	3,901.53	0.00	29,493.63
0000304880	*BUS OPERATOR (DATE LAST EMPLOYED 01-Jan-2020)	48,193.60	48,193.60	0.00	25,654.19	5,309.25	3,707.20	34,670.64
0000311496	TRANSIT PROGRAM SALES ASSOC	66,633.06	66,633.06	0.00	66,343.97	0.00	0.00	66,343.97
0000337530	*MATERIAL CONTROLLER	36,108.80	45,468.80	9,360.00	41,702.50	2,621.07	3,495.44	47,819.01
0000342752	*BUS OPERATOR	34,070.40	35,110.40	1,040.00	36,298.10	5,339.68	0.00	41,637.78
0000305559	*RAIL OPERATOR	48,713.60	50,169.60	1,456.00	43,784.34	13,575.37	4,292.59	61,652.30
0000320502	CJIT-CALL TAKER	42,140.80	42,140.80	0.00	43,393.80	12,894.07	2,530.34	58,818.21
0000342221	CHF CAPITAL PRGS EXP & INNOV	265,000.06	265,000.06	0.00	288,000.33	0.00	0.00	288,000.33
0000306350	*BUS OPERATOR	48,193.60	49,649.60	1,456.00	50,542.57	10,534.72	0.00	61,077.29
0000304341	SUPV BUS TRANSPORTATION	65,644.80	65,644.80	0.00	67,410.50	16,688.04	0.00	84,098.54
0000319033	*BUS OPERATOR	48,193.60	49,649.60	1,456.00	45,240.93	3,338.02	3,985.10	52,564.05
0000338466	CAPITAL PROJECTS ADMINISTRATOR	46,722.00	46,722.00	0.00	46,797.02	0.00	0.00	46,797.02
0000335632	SR FINANCIAL ANALYST	89,445.46	89,445.46	0.00	86,712.27	0.00	3,011.88	89,724.15
0000302875	SUPV BUS MAINTENANCE	60,756.80	60,756.80	0.00	62,189.91	5,611.94	2,336.80	70,138.65
0000314949	CAPITAL PROJECT COORDINATOR	70,645.12	70,645.12	0.00	71,069.76	0.00	2,332.74	73,402.50
0000305263	GEN FOREMAN BLDGS & SUPP EQUIP	74,293.18	81,722.68	7,429.50	78,113.66	0.00	11,099.55	89,213.21
0000326901	*BUS OPERATOR	48,193.60	49,649.60	1,456.00	49,111.19	14,519.60	1,297.52	64,928.31
0000332342	*BUS OPERATOR	37,585.60	42,369.60	4,784.00	37,495.00	7,995.29	2,227.12	47,717.41
0000344032	*SERVICEPERSON IV	36,649.60	36,649.60	0.00	23,115.75	2,311.13	0.00	25,426.88
0000315143	TRANSIT POLICE LIEUTENANT	88,628.80	88,628.80	0.00	90,862.74	5,707.21	0.00	96,569.95
0000340059	*BUS OPERATOR	37,585.60	42,369.60	4,784.00	33,095.88	6,588.45	3,248.35	42,932.68
0000330847	FIELD DATA COLLECTION SPEC	39,643.50	39,643.50	0.00	30,739.14	23.96	0.00	30,763.10
0000339704	*STATION AGENT	37,440.00	37,211.20	-228.80	32,637.53	1,125.42	1,760.75	35,523.70
0000333184	CJIT-CALL TAKER	60,465.60	38,542.40	-21,923.20	29,778.64	2,341.75	0.00	32,120.39
0000322936	SUPT SERVICE QUALITY	80,700.88	80,700.88	0.00	79,597.36	0.00	6,573.43	86,170.79
0000328565	DIR FACILITIES (DATE LAST EMPLOYED 27-Mar-2020)	120,427.58	120,427.58	0.00	92,637.67	0.00	35,603.36	128,241.03
0000339290	*BUS OPERATOR	37,585.60	42,369.60	4,784.00	42,034.73	9,850.95	162.96	52,048.64
0000314998	MECHANICAL ENGINEER VI	84,880.90	84,880.90	0.00	85,382.74	0.00	4,896.99	90,279.73
0000316541	*BUS OPERATOR	48,193.60	49,649.60	1,456.00	40,609.09	2,029.38	5,560.54	48,199.01
0000305239	*BUS OPERATOR	48,713.60	50,169.60	1,456.00	46,796.50	6,531.94	8,526.40	61,854.84
0000327044	SR PERFORMANCE ANALYST	91,301.60	98,605.78	7,304.18	94,108.31	0.00	1,163.05	95,271.36

**METROPOLITAN ATLANTA RAPID TRANSIT AUTHORITY (MARTA)**  
**MARTOC REPORT**

EE NUMBER	TITLE	FY 19	FY 20	DIFFERENCE	REGULAR	OVERTIME	OTHER	TOTAL
		BASE SALARY	BASE SALARY	+/-	EARNINGS	EARNINGS	EARNINGS	EARNINGS
0000330744	TRANSIT POLICE LIEUTENANT	76,107.20	79,164.80	3,057.60	83,871.66	24,896.42	3,806.00	112,574.08
0000321148	*BUS OPERATOR	48,193.60	49,649.60	1,456.00	43,403.00	0.00	4,690.00	48,093.00
0000322251	*JOURNEYMAN ET-RAIL CAR MAINT	52,936.00	54,537.60	1,601.60	55,957.49	53,634.27	1,623.40	111,215.16
0000337270	ENGINEERING CAD SPECIALIST III	70,626.40	70,626.40	0.00	48,865.74	0.00	5,025.54	53,891.28
0000336454	FIELD INSPECTOR	57,681.00	57,681.00	0.00	60,575.90	14,200.53	0.00	74,776.43
0000317060	TRANSIT POLICE OFFICER SPECIAL	62,878.40	62,878.40	0.00	63,812.90	36,326.48	8,538.15	108,677.53
0000325087	ELECTRICAL ENGINEER V	83,824.00	83,824.00	0.00	83,823.01	0.00	4,728.55	88,551.56
0000321101	SUPT SERVICE QUALITY	93,588.82	93,588.82	0.00	94,090.68	0.00	13,319.42	107,410.10
0000342877	*BUS OPERATOR	34,070.40	35,110.40	1,040.00	30,929.57	4,983.28	0.00	35,912.85
0000341511	TRANSIT POLICE OFFICER	44,200.00	45,947.20	1,747.20	45,430.93	19,582.12	3,382.76	68,395.81
0000303566	*SERVICEPERSON IV	39,436.80	40,622.40	1,185.60	41,608.94	7,622.68	0.00	49,231.62
0000304417	*JOURNEYMAN SUPPORT EQUIPMENT	53,456.00	55,057.60	1,601.60	58,573.70	10,233.85	225.00	69,032.55
0000306606	SUPT RAIL CAR MAINT	80,542.80	80,542.80	0.00	79,536.91	0.00	1,503.80	81,040.71
0000338081	*BUS OPERATOR	41,121.60	46,030.40	4,908.80	42,609.31	10,425.24	1,926.72	54,961.27
0000341360	FIELD INSPECTOR	49,774.40	52,767.00	2,992.60	50,680.41	14,445.75	225.00	65,351.16
0000341475	*CUSTODIAN LIGHT RAIL OPS	32,947.20	33,945.60	998.40	35,470.36	10,004.04	65.28	45,539.68
0000342984	*BUS OPERATOR	34,070.40	35,110.40	1,040.00	36,213.26	4,047.96	0.00	40,261.22
0000306843	ARCHITECT V (DATE LAST EMPLOYED 01-Jun-2020)	88,773.10	88,773.10	0.00	80,240.91	0.00	24,959.88	105,200.79
0000306236	*STATION AGENT	43,617.60	44,928.00	1,310.40	43,902.18	9,887.82	2,068.56	55,858.56
0000333875	*BUS OPERATOR	48,193.60	49,649.60	1,456.00	47,182.36	6,460.12	4,663.15	58,305.63
0000316355	*SR TRAFFIC CHECKER	37,606.40	38,750.40	1,144.00	40,630.18	128.82	0.00	40,759.00
0000305663	*RAIL OPERATOR	48,713.60	50,169.60	1,456.00	46,811.31	1,164.06	0.00	47,975.37
0000304606	*BUS OPERATOR	48,713.60	50,169.60	1,456.00	48,548.53	9,028.44	0.00	57,576.97
0000329159	*BUS OPERATOR	48,193.60	49,649.60	1,456.00	50,575.60	16,680.80	1,881.60	69,138.00
0000323501	DIR ARCHITECTURE & DESIGN STAN	121,596.80	132,461.16	10,864.36	122,436.10	0.00	0.00	122,436.10
0000330756	*SERVICEPERSON I	36,899.20	38,022.40	1,123.20	33,086.63	3,875.47	2,101.96	39,064.06
0000343691	*BUS OPERATOR	35,110.40	35,110.40	0.00	27,341.27	2,547.75	0.00	29,889.02
0000331925	*BUS OPERATOR	48,193.60	49,649.60	1,456.00	46,354.25	2,133.31	2,835.36	51,322.92
0000338005	*RAIL OPERATOR	41,121.60	46,030.40	4,908.80	39,299.26	6,009.58	4,453.13	49,761.97
0000339581	SUPV BUS MAINTENANCE	49,254.40	57,262.40	8,008.00	57,896.95	19,956.55	0.00	77,853.50
0000336169	*JOURNEYMAN ET-TELEPHONE MAINT	52,936.00	54,537.60	1,601.60	57,219.67	18,304.02	225.00	75,748.69
0000342485	*BUS OPERATOR (DATE LAST EMPLOYED 14-Feb-2020)	34,070.40	35,110.40	1,040.00	16,464.24	4,021.18	0.00	20,485.42
0000302696	PORTFOLIO MANAGER I	74,888.32	74,888.32	0.00	74,964.65	0.00	5,184.61	80,149.26
0000317197	CONTRACT EMP PT POLICE OFFICER	0.00	0.00	0.00	48,276.89	5,484.78	0.00	53,761.67
0000341139	*BUS OPERATOR	34,070.40	38,729.60	4,659.20	39,024.29	20,307.80	0.00	59,332.09

**METROPOLITAN ATLANTA RAPID TRANSIT AUTHORITY (MARTA)**  
**MARTOC REPORT**

EE NUMBER	TITLE	FY 19 BASE SALARY	FY 20 BASE SALARY	DIFFERENCE +/-	REGULAR EARNINGS	OVERTIME EARNINGS	OTHER EARNINGS	TOTAL EARNINGS
0000325079	*JOURNEYMAN ELEC POWER ELECT	52,936.00	54,537.60	1,601.60	54,399.72	9,177.55	225.00	63,802.27
0000338427	FIELD INSPECTOR	56,004.00	56,004.00	0.00	52,788.84	10,295.24	5,063.34	68,147.42
0000339956	GRANT & CAPITAL ANALYST	88,909.86	88,909.86	0.00	88,911.57	0.00	0.00	88,911.57
0000332719	SUPV CAR REPAIR INSPECTION	62,587.20	62,587.20	0.00	65,183.06	5,772.50	0.00	70,955.56
0000320968	*SERVICEPERSON I	36,899.20	38,022.40	1,123.20	39,184.46	2,794.70	190.71	42,169.87
0000332345	*BUS OPERATOR	48,193.60	49,649.60	1,456.00	34,273.02	1,363.47	2,443.29	38,079.78
0000323122	*BUS OPERATOR	35,110.40	35,110.40	0.00	31,198.24	2,639.07	0.00	33,837.31
0000316721	*BUS OPERATOR	48,193.60	49,649.60	1,456.00	48,404.03	10,688.23	2,454.48	61,546.74
0000339162	*BUS OPERATOR	37,585.60	42,369.60	4,784.00	42,051.19	8,714.68	0.00	50,765.87
0000302867	RECRUITING OFFICER II	64,728.30	64,728.30	0.00	88,251.90	0.00	16,321.73	104,573.63
0000343289	CONTRACT PROFESSIONAL (DATE LAST EMPLOYED 21-Nov-2019)	59,631.00	59,631.00	0.00	21,788.25	0.00	0.00	21,788.25
0000334024	*BUS OPERATOR	48,193.60	49,649.60	1,456.00	48,604.37	5,020.00	2,830.80	56,455.17
0000323034	*BUS OPERATOR	48,193.60	49,649.60	1,456.00	42,816.04	5,896.07	2,885.64	51,597.75
0000334456	*STATION AGENT	43,097.60	44,408.00	1,310.40	41,926.18	1,636.73	2,868.32	46,431.23
0000306368	MARKETING & SALES TEAM COORD	60,302.58	62,111.66	1,809.08	59,873.78	0.00	3,316.65	63,190.43
0000319624	*JOURNEYMAN RAIL CAR MECHANIC	52,936.00	54,537.60	1,601.60	56,690.92	31,424.55	225.00	88,340.47
0000330162	*BUS OPERATOR	48,193.60	49,649.60	1,456.00	48,324.48	13,701.08	1,516.48	63,542.04
0000324185	*JOURNEYMAN SUPPORT EQUIPMENT	52,936.00	54,537.60	1,601.60	54,672.63	4,408.10	225.00	59,305.73
0000303120	*BUS OPERATOR	48,713.60	50,169.60	1,456.00	52,058.08	14,009.68	0.00	66,067.76
0000334029	*PT BUS OPERATOR	0.00	0.00	0.00	22,462.31	0.00	0.00	22,462.31
0000305919	*JOURNEYMAN ET-RADIO MAINT	52,936.00	54,537.60	1,601.60	56,321.07	19,398.46	225.00	75,944.53
0000304139	*STATION AGENT	43,617.60	44,928.00	1,310.40	49,719.80	6,956.45	0.00	56,676.25
0000342247	TRANSIT POLICE OFFICER	40,851.20	42,515.20	1,664.00	42,230.54	5,527.26	0.00	47,757.80
0000337242	TRANSIT POLICE OFFICER SPECIAL	62,878.40	62,878.40	0.00	65,352.68	34,935.99	1,209.20	101,497.87
0000331218	*RAIL OPERATOR	48,193.60	49,649.60	1,456.00	43,841.50	9,754.04	1,553.30	55,148.84
0000302478	*MATERIAL CONTROLLER (DATE LAST EMPLOYED 01-May-2020)	49,129.60	51,126.40	1,996.80	44,329.57	1,352.33	1,889.60	47,571.50
0000304726	*BUS OPERATOR	48,193.60	49,649.60	1,456.00	53,283.23	23,972.06	0.00	77,255.29
0000330981	*RAIL OPERATOR	48,193.60	49,649.60	1,456.00	45,734.24	3,913.94	637.20	50,285.38
0000316272	*RAIL OPERATOR	48,193.60	49,649.60	1,456.00	49,615.04	6,539.92	2,634.24	58,789.20
0000304036	*JOURNEYMAN ET-RADIO MAINT	53,456.00	55,057.60	1,601.60	58,774.22	11,232.78	225.00	70,232.00
0000341335	*BUS OPERATOR	34,070.40	38,729.60	4,659.20	34,371.73	8,859.97	0.00	43,231.70
0000340977	CJIT-CALL TAKER	39,707.20	39,707.20	0.00	33,861.24	1,457.10	4,053.29	39,371.63
0000339945	*BUS OPERATOR	37,585.60	42,369.60	4,784.00	36,112.22	10,916.02	148.96	47,177.20
0000310672	RAIL SYS SOFTWARE ENGINEER VI	98,324.98	98,324.98	0.00	98,326.42	0.00	0.00	98,326.42

**METROPOLITAN ATLANTA RAPID TRANSIT AUTHORITY (MARTA)**  
**MARTOC REPORT**

EE NUMBER	TITLE	FY 19	FY 20	DIFFERENCE	REGULAR	OVERTIME	OTHER	TOTAL
		BASE SALARY	BASE SALARY	+/-	EARNINGS	EARNINGS	EARNINGS	EARNINGS
0000334246	*JOURNEYMAN RAIL CAR MECHANIC	51,292.80	54,537.60	3,244.80	54,738.10	11,631.68	225.00	66,594.78
0000322181	*HOSTLER JUNIOR APPRENTICE	39,436.80	40,622.40	1,185.60	39,952.28	1,622.18	0.00	41,574.46
0000328735	TRANSIT POLICE OFFICER SPECIAL	62,878.40	62,878.40	0.00	67,762.80	35,498.43	4,534.50	107,795.73
0000328651	RESIDENT ENGINEER	74,934.60	89,657.36	14,722.76	84,562.78	0.00	3,617.88	88,180.66
0000326536	*RAIL OPERATOR	41,121.60	46,030.40	4,908.80	44,771.43	7,625.57	2,378.40	54,775.40
0000337268	ELECTRICAL ENGINEER VI	90,673.44	90,673.44	0.00	90,670.78	0.00	5,699.41	96,370.19
0000319053	MGR BREEZE PRODUCTS	106,979.86	106,979.86	0.00	106,981.71	0.00	0.00	106,981.71
0000342757	*JOURNEYMAN BUS TECHNICIAN	45,926.40	50,752.00	4,825.60	48,459.99	6,244.36	225.00	54,929.35
0000339785	SUPV PARKING SVC	42,471.00	42,471.00	0.00	35,765.77	1,247.23	0.00	37,013.00
0000318276	*BUS OPERATOR	48,193.60	49,649.60	1,456.00	51,033.68	12,002.60	0.00	63,036.28
0000323177	MGR ROOFING PROGRAM	112,169.98	112,169.98	0.00	112,174.23	0.00	0.00	112,174.23
0000314420	MGR CIP SCOPING & SCREENING (DATE LAST EMPLOYED 31-Dec-2019)	111,220.72	111,220.72	0.00	58,604.02	0.00	9,878.70	68,482.72
0000339163	*SERVICEPERSON I	31,179.20	34,444.80	3,265.60	33,663.13	1,095.41	0.00	34,758.54
0000302641	SUPV BUS MAINTENANCE	62,608.00	62,608.00	0.00	69,202.70	27,556.85	1,424.64	98,184.19
0000322858	*RAIL OPERATOR	41,121.60	46,030.40	4,908.80	45,179.98	6,184.52	0.00	51,364.50
0000343570	*BUS OPERATOR	35,110.40	35,110.40	0.00	30,844.14	4,783.87	0.00	35,628.01
0000341948	*JOURNEYMAN ELEC POWER ELECT	45,926.40	47,320.00	1,393.60	48,142.75	15,609.04	225.00	63,976.79
0000321491	*JOURNEYMAN ET-RAIL CAR MAINT	52,936.00	54,537.60	1,601.60	56,626.36	36,618.81	225.00	93,470.17
0000315324	*BUS OPERATOR	48,193.60	49,649.60	1,456.00	50,353.82	2,794.72	0.00	53,148.54
0000335637	SUPV PROTECTIVE SPECIALISTS	52,936.00	58,073.60	5,137.60	58,740.12	9,094.20	5,165.20	72,999.52
0000339365	ENVIRO HEALTH SAFETY COORD III	84,872.32	84,872.32	0.00	84,874.47	0.00	0.00	84,874.47
0000340574	TRANSIT POLICE OFFICER	45,947.20	45,947.20	0.00	47,523.18	8,311.73	3,908.20	59,743.11
0000333295	*TRANSPORTATION ASSISTANT	36,753.60	37,876.80	1,123.20	29,982.86	159.65	1,942.40	32,084.91
0000342491	*BUS OPERATOR	34,070.40	38,729.60	4,659.20	37,634.42	5,511.46	0.00	43,145.88
0000302114	*RAIL OPERATOR	48,713.60	50,169.60	1,456.00	53,042.65	18,026.55	1,736.64	72,805.84
0000332974	*BUS OPERATOR	48,193.60	49,649.60	1,456.00	44,134.50	9,078.77	2,454.48	55,667.75
0000323958	*BUS OPERATOR (DATE LAST EMPLOYED 26-Mar-2020)	48,193.60	49,649.60	1,456.00	38,795.45	6,427.56	0.00	45,223.01
0000319962	COST ANALYST	73,364.46	73,364.46	0.00	73,442.83	0.00	1,129.44	74,572.27
0000324541	MECHANICAL ENGINEER VI (DATE LAST EMPLOYED 31-Jan-2020)	97,451.90	97,451.90	0.00	59,974.15	0.00	33,109.16	93,083.31
0000302257	*JOURNEYMAN OVERHAULER	53,456.00	55,057.60	1,601.60	57,364.51	14,432.35	225.00	72,021.86
0000321431	SYSTEMS ADMINISTRATOR IOC	101,806.38	101,806.38	0.00	98,175.34	0.00	16,160.56	114,335.90
0000335921	*BUS OPERATOR	44,678.40	49,649.60	4,971.20	47,990.20	19,619.68	0.00	67,609.88
0000334707	*RAIL OPERATOR	44,678.40	49,649.60	4,971.20	48,957.85	10,061.61	1,890.49	60,909.95
0000305232	*JOURNEYMAN AUTOMOTIVE TECH	52,936.00	54,537.60	1,601.60	54,246.05	1,920.33	225.00	56,391.38

## MARTOC REPORT

EE NUMBER	TITLE	FY 19	FY 20	DIFFERENCE	REGULAR	OVERTIME	OTHER	TOTAL
		BASE SALARY	BASE SALARY	+/-	EARNINGS	EARNINGS	EARNINGS	EARNINGS
0000322372	*BUS OPERATOR	48,193.60	49,649.60	1,456.00	49,050.98	13,488.15	3,942.96	66,482.09
0000335802	*BUS OPERATOR	44,678.40	49,649.60	4,971.20	48,414.86	23,498.76	0.00	71,913.62
0000332448	*JOURNEYMAN TRACK MAINTAINER	45,926.40	47,320.00	1,393.60	42,251.09	4,811.97	1,179.15	48,242.21
0000337378	*RAIL STATION CLEANER	32,947.20	33,945.60	998.40	34,475.62	9,243.00	2,304.00	46,022.62
0000343147	DIR DIGITAL MEDIA	116,000.04	116,000.04	0.00	115,553.99	0.00	446.16	116,000.15
0000315213	TRANSIT POLICE OFFICER SPECIAL	62,878.40	62,878.40	0.00	65,265.58	21,093.42	5,359.50	91,718.50
0000306508	PROJECT MANAGER I (DATE LAST EMPLOYED 01-Dec-2019)	96,315.18	113,143.42	16,828.24	50,517.48	0.00	9,575.44	60,092.92
0000339844	FARE COLLECTION ASST	33,286.50	33,286.50	0.00	33,400.07	401.83	621.40	34,423.30
0000327755	TRANSIT POLICE OFFICER SR	55,931.20	58,156.80	2,225.60	52,823.73	2,615.18	5,618.10	61,057.01
0000337457	*JOURNEYMAN ET-RADIO MAINT	51,292.80	54,537.60	3,244.80	57,412.71	46,565.14	225.00	104,202.85
0000342601	*BUS OPERATOR	34,070.40	38,729.60	4,659.20	37,176.74	9,455.74	0.00	46,632.48
0000322237	SUPV CAR REPAIR INSPECTION	60,736.00	60,736.00	0.00	62,202.98	4,998.93	0.00	67,201.91
0000304963	*RAIL OPERATOR	48,713.60	50,169.60	1,456.00	48,309.05	9,434.35	2,435.68	60,179.08
0000330684	*BUS OPERATOR	48,193.60	49,649.60	1,456.00	52,210.93	15,651.16	1,308.72	69,170.81
0000337962	*JOURNEYMAN ET-COMPUTER MAINT	49,774.40	51,667.20	1,892.80	52,382.29	24,263.81	225.00	76,871.10
0000342489	*BUS OPERATOR	34,070.40	38,729.60	4,659.20	35,965.18	6,434.19	0.00	42,399.37
0000339744	*SERVICEPERSON I	36,899.20	38,022.40	1,123.20	35,755.29	3,231.57	438.72	39,425.58
0000335501	*BUS OPERATOR	44,678.40	49,649.60	4,971.20	49,508.73	14,976.71	0.00	64,485.44
0000330987	SUPV RAIL LINE	48,193.60	58,968.00	10,774.40	58,470.90	12,426.65	4,154.36	75,051.91
0000302480	SYSTEM SAFETY COORDINATOR	83,018.52	83,018.52	0.00	74,584.16	0.00	8,435.40	83,019.56
0000305233	CONTRACT PROFESSIONAL	0.00	0.00	0.00	47,821.96	5,562.02	0.00	53,383.98
0000335189	*JOURNEYMAN ET-RADIO MAINT	52,936.00	54,537.60	1,601.60	55,671.56	23,361.10	1,331.49	80,364.15
0000305750	*BUS OPERATOR	48,193.60	49,649.60	1,456.00	53,232.20	17,653.49	0.00	70,885.69
0000304613	*BUS OPERATOR	48,713.60	50,169.60	1,456.00	45,042.11	27,590.02	3,923.52	76,555.65
0000306406	MATERIALS PERFORMANCE ANALYST	63,256.18	63,256.18	0.00	63,365.44	0.00	6,450.06	69,815.50
0000303645	FOREMAN CUSTODIAL SERVICES (DATE LAST EMPLOYED 01-Jul-2020)	53,268.80	53,268.80	0.00	54,752.46	8,413.38	1,280.50	64,446.34
0000304931	*RAIL OPERATOR	48,713.60	50,169.60	1,456.00	49,683.02	1,014.60	0.00	50,697.62
0000332901	*BUS OPERATOR	48,193.60	49,649.60	1,456.00	50,677.29	20,635.27	0.00	71,312.56
0000303467	*BUS OPERATOR	48,713.60	50,169.60	1,456.00	54,276.35	22,778.37	0.00	77,054.72
0000336891	*JOURNEYMAN ET-TRAIN CONTROL	52,936.00	54,537.60	1,601.60	57,932.03	38,237.00	225.00	96,394.03
0000302949	GEN SUPT RAIL CAR MAINTENANCE	95,133.74	95,133.74	0.00	95,633.13	0.00	7,805.86	103,438.99
0000328473	SUPV RAIL LINE	48,193.60	58,968.00	10,774.40	58,318.35	10,606.19	8,904.07	77,828.61
0000344320	*JOURNEYMAN BUS TECHNICIAN	47,320.00	47,320.00	0.00	25,686.72	1,464.87	0.00	27,151.59
0000331374	CJIT-CALL TAKER	42,140.80	42,140.80	0.00	43,774.24	5,565.12	1,620.80	50,960.16
0000335925	SAFETY DATA ANALYST	67,108.86	67,108.86	0.00	67,182.18	0.00	3,131.76	70,313.94

**METROPOLITAN ATLANTA RAPID TRANSIT AUTHORITY (MARTA)**  
**MARTOC REPORT**

EE NUMBER	TITLE	FY 19 BASE SALARY	FY 20 BASE SALARY	DIFFERENCE +/-	REGULAR EARNINGS	OVERTIME EARNINGS	OTHER EARNINGS	TOTAL EARNINGS
0000302399	TRANSIT POLICE SERGEANT	72,758.40	72,758.40	0.00	76,246.46	41,378.51	8,414.61	126,039.58
0000340457	*PT BUS OPERATOR (DATE LAST EMPLOYED 12-Feb-2020)	0.00	0.00	0.00	20,100.08	2,343.92	0.00	22,444.00
0000320427	MOBILITY CUSTOMER CARE REP	40,930.50	40,930.50	0.00	41,510.02	1,011.05	157.43	42,678.50
0000329573	*JOURNEYMAN ET-HVAC	52,936.00	54,537.60	1,601.60	55,259.40	4,990.22	225.00	60,474.62
0000315081	*JOURNEYMAN RAIL CAR MECHANIC	52,936.00	54,537.60	1,601.60	56,559.38	8,377.08	225.00	65,161.46
0000340398	*JOURNEYMAN TRACK MAINTAINER	49,774.40	51,667.20	1,892.80	38,814.66	383.40	1,196.55	40,394.61
0000341880	*BUS OPERATOR	34,070.40	38,729.60	4,659.20	34,254.12	8,314.33	0.00	42,568.45
0000340159	SUPV NETWORK OPERATIONS CENTER	75,796.76	75,796.76	0.00	74,929.22	0.00	866.10	75,795.32
0000302798	*BUS OPERATOR	48,713.60	50,169.60	1,456.00	53,376.14	16,663.91	1,135.36	71,175.41
0000342986	*BUS OPERATOR	34,070.40	35,110.40	1,040.00	34,739.04	5,103.72	0.00	39,842.76
0000323950	FOREMAN CUSTODIAL SERVICES (DATE LAST EMPLOYED 01-Jun-2020)	53,268.80	53,268.80	0.00	47,759.80	24.86	864.85	48,649.51
0000339172	SUPV BUS MAINTENANCE	49,254.40	57,262.40	8,008.00	17,863.37	4,025.39	225.00	22,113.76
0000338116	SAFETY OPERATIONAL OFFICER	72,774.00	72,774.00	0.00	73,636.58	272.27	0.00	73,908.85
0000303115	*REVENUE AGENT	48,422.40	49,878.40	1,456.00	50,092.53	143.88	0.00	50,236.41
0000315387	*MATERIAL CONTROLLER LEAD	50,627.20	52,166.40	1,539.20	51,540.94	1,496.91	2,639.90	55,677.75
0000304974	*BUS OPERATOR	48,713.60	50,169.60	1,456.00	53,106.51	21,091.87	0.00	74,198.38
0000309687	*BUS OPERATOR	48,193.60	49,649.60	1,456.00	49,417.26	8,214.97	567.28	58,199.51
0000303470	*RAIL OPERATOR	48,193.60	49,649.60	1,456.00	51,784.20	7,382.18	0.00	59,166.38
0000339200	*BUS OPERATOR	37,585.60	42,369.60	4,784.00	40,943.36	8,791.76	1,686.16	51,421.28
0000304445	*JOURNEYMAN OVERHAULER	53,456.00	55,057.60	1,601.60	58,689.31	15,639.24	225.00	74,553.55
0000320946	SUPV RAIL LINE	63,169.60	63,169.60	0.00	63,143.27	6,751.30	4,697.33	74,591.90
0000340449	*BUS OPERATOR	34,070.40	38,729.60	4,659.20	35,612.36	7,995.98	2,194.42	45,802.76
0000336755	TRANSIT POLICE OFFICER SPECIAL	51,708.80	53,768.00	2,059.20	52,603.34	20,272.96	2,410.70	75,287.00
0000344331	SCADA ENGINEER	92,742.52	92,742.52	0.00	42,804.36	0.00	0.00	42,804.36
0000341357	*JOURNEYMAN ET-RADIO MAINT (DATE LAST EMPLOYED 11-Jun-2020)	49,774.40	51,667.20	1,892.80	51,375.27	8,088.98	225.00	59,689.25
0000305580	*SERVICEPERSON I	37,419.20	38,542.40	1,123.20	38,962.13	2,191.17	0.00	41,153.30
0000327674	*JOURNEYMAN RAIL CAR MECHANIC	52,936.00	54,537.60	1,601.60	55,267.42	8,326.17	225.00	63,818.59
0000331190	*JOURNEYMAN SUPPORT EQUIPMENT	52,936.00	54,537.60	1,601.60	55,147.98	12,726.04	225.00	68,099.02
0000342925	CONTRACT PROFESSIONAL	0.00	0.00	0.00	41,485.94	951.25	0.00	42,437.19
0000324310	SUPV CAR REPAIR INSPECTION	62,608.00	62,608.00	0.00	63,564.26	2,117.04	1,444.80	67,126.10
0000339440	TRANSIT POLICE OFFICER SR	44,200.00	47,798.40	3,598.40	46,703.35	7,379.04	2,145.00	56,227.39
0000343974	*JOURNEYMAN BUS TECHNICIAN	50,252.80	50,252.80	0.00	29,693.23	3,342.99	0.00	33,036.22
0000316722	*BUS OPERATOR	48,193.60	49,649.60	1,456.00	55,344.44	15,139.66	0.00	70,484.10
0000315308	*SERVICEPERSON II	36,899.20	38,022.40	1,123.20	36,713.25	881.87	1,118.78	38,713.90

## MARTOC REPORT

EE NUMBER	TITLE	FY 19	FY 20	DIFFERENCE	REGULAR	OVERTIME	OTHER	TOTAL
		BASE SALARY	BASE SALARY	+/-	EARNINGS	EARNINGS	EARNINGS	EARNINGS
0000344649	*JOURNEYMAN BUS TECHNICIAN	47,320.00	47,320.00	0.00	18,877.38	2,166.95	0.00	21,044.33
0000337372	*RAIL STATION CLEANER	32,947.20	33,945.60	998.40	35,322.28	7,033.68	0.00	42,355.96
0000332356	SUPV BUS TRANSPORTATION	60,028.80	62,379.20	2,350.40	56,205.43	3,513.97	5,998.00	65,717.40
0000320618	*BUS OPERATOR	48,193.60	49,649.60	1,456.00	48,998.03	12,949.29	2,460.45	64,407.77
0000302700	*JOURNEYMAN RAIL CAR MECHANIC	53,456.00	55,057.60	1,601.60	44,608.64	8,848.39	5,693.80	59,150.83
0000328636	SUPT BUS COMMUNICATIONS CENTER	72,587.84	72,587.84	0.00	72,586.45	0.00	11,837.00	84,423.45
0000340776	*BUS OPERATOR	34,070.40	38,729.60	4,659.20	35,597.24	2,935.06	2,519.72	41,052.02
0000330236	*JOURNEYMAN SUPPORT EQUIPMENT	52,936.00	54,537.60	1,601.60	53,683.39	5,063.37	225.00	58,971.76
0000342886	*BUS OPERATOR	34,070.40	35,110.40	1,040.00	35,059.76	4,765.26	0.00	39,825.02
0000327567	*JOURNEYMAN BUS TECHNICIAN	52,124.80	53,705.60	1,580.80	46,354.67	103.39	1,602.10	48,060.16
0000341873	TRANSIT POLICE OFFICER	44,200.00	45,947.20	1,747.20	45,802.57	3,497.63	4,864.30	54,164.50
0000333108	TRANSIT POLICE OFFICER SR	49,691.20	51,708.80	2,017.60	37,656.80	1,815.51	6,799.26	46,271.57
0000316415	*BUS OPERATOR	48,193.60	49,649.60	1,456.00	36,324.99	1,572.34	6,744.60	44,641.93
0000323118	MOBILITY CUSTOMER CARE REP	40,930.50	40,930.50	0.00	41,760.48	1,529.33	1,679.20	44,969.01
0000331583	*BUS OPERATOR	48,193.60	49,649.60	1,456.00	46,502.70	2,690.42	0.00	49,193.12
0000332574	TRANSIT POLICE OFFICER SR	55,931.20	58,156.80	2,225.60	49,818.31	12,264.32	5,487.34	67,569.97
0000302373	TRANSIT POLICE OFFICER SPECIAL	62,878.40	62,878.40	0.00	64,490.04	36,807.46	2,906.00	104,203.50
0000306625	*RAIL OPERATOR	48,193.60	50,169.60	1,976.00	51,597.73	13,713.04	0.00	65,310.77
0000343676	*BUS OPERATOR	35,110.40	35,110.40	0.00	27,123.00	2,680.33	0.00	29,803.33
0000329154	*CUSTOMER INFORMATION OPERATOR	36,753.60	37,876.80	1,123.20	35,180.20	93.19	282.72	35,556.11
0000344673	FIELD INSPECTOR (DATE LAST EMPLOYED 25-Jun-2020)	52,767.00	52,767.00	0.00	20,247.62	4,018.41	0.00	24,266.03
0000303692	*BUS OPERATOR	48,713.60	50,169.60	1,456.00	54,098.87	17,540.60	0.00	71,639.47
0000334390	*STATION AGENT	43,097.60	44,408.00	1,310.40	41,243.29	2,969.19	4,199.44	48,411.92
0000303381	*BUS OPERATOR (DATE LAST EMPLOYED 01-Mar-2020)	48,713.60	50,169.60	1,456.00	37,259.79	7,358.74	2,458.08	47,076.61
0000343887	*BUS OPERATOR	35,110.40	35,110.40	0.00	25,460.32	1,754.25	0.00	27,214.57
0000331639	FOREMAN COMPUTER MAINTENANCE	60,756.80	60,756.80	0.00	65,495.84	18,648.97	0.00	84,144.81
0000339802	*JOURNEYMAN BUS TECHNICIAN	48,776.00	51,500.80	2,724.80	52,696.24	20,581.80	225.00	73,503.04
0000309725	*BUS OPERATOR	35,110.40	35,110.40	0.00	31,015.94	7,224.68	0.00	38,240.62
0000324636	*JOURNEYMAN TRACK MAINTAINER	49,774.40	51,667.20	1,892.80	46,886.47	4,333.67	0.00	51,220.14
0000341958	*JOURNEYMAN BUS TECHNICIAN	45,926.40	50,752.00	4,825.60	52,348.73	4,812.25	225.00	57,385.98
0000304032	*JOURNEYMAN RAIL CAR MECHANIC	52,936.00	55,057.60	2,121.60	54,138.44	6,180.83	225.00	60,544.27
0000332577	FIELD INSPECTOR	59,436.00	59,436.00	0.00	60,298.62	8,299.27	5,251.13	73,849.02
0000316336	*RAIL STATION CLEANER	32,947.20	33,945.60	998.40	34,984.60	2,768.04	522.24	38,274.88
0000328938	TRANSIT POLICE OFFICER SPECIAL	58,156.80	60,465.60	2,308.80	58,366.91	28,056.31	7,727.84	94,151.06
0000303517	DISPATCHER RADIO COMMUNICATION	58,281.60	60,548.80	2,267.20	61,044.58	1,576.58	3,467.43	66,088.59

**METROPOLITAN ATLANTA RAPID TRANSIT AUTHORITY (MARTA)**  
**MARTOC REPORT**

EE NUMBER	TITLE	FY 19 BASE SALARY	FY 20 BASE SALARY	DIFFERENCE +/-	REGULAR EARNINGS	OVERTIME EARNINGS	OTHER EARNINGS	TOTAL EARNINGS
0000304120	*BUS OPERATOR	48,713.60	50,169.60	1,456.00	48,742.78	6,988.07	3,235.52	58,966.37
0000342746	*BUS OPERATOR	34,070.40	38,729.60	4,659.20	35,990.82	9,852.66	0.00	45,843.48
0000318123	*BUS OPERATOR	41,121.60	46,030.40	4,908.80	46,685.37	10,102.27	118.03	56,905.67
0000337288	*BUS OPERATOR	41,121.60	46,030.40	4,908.80	46,736.03	16,538.00	0.00	63,274.03
0000337531	*BUS OPERATOR	41,121.60	46,030.40	4,908.80	45,826.82	8,340.10	0.00	54,166.92
0000319882	*BUS OPERATOR	48,193.60	48,193.60	0.00	27,978.29	3,019.19	1,482.88	32,480.36
0000316211	(DATE LAST EMPLOYED 01-Jan-2020) MGR SUPPLIER DIVERSITY	65,897.26	89,314.16	23,416.90	77,603.23	0.00	1,901.23	79,504.46
0000341882	*BUS OPERATOR	34,070.40	38,729.60	4,659.20	32,788.86	12,643.86	0.00	45,432.72
0000341912	TRANSIT POLICE OFFICER	40,851.20	42,515.20	1,664.00	42,816.90	11,351.52	1,510.40	55,678.82
0000306483	RAIL SERVICES CONTROLLER	76,835.20	79,851.20	3,016.00	81,228.49	14,554.36	3,877.39	99,660.24
0000320085	*BUS OPERATOR	48,193.60	49,649.60	1,456.00	34,627.40	57.00	4,122.72	38,807.12
0000316697	*SERVICEPERSON I	36,899.20	38,022.40	1,123.20	41,366.82	8,383.22	0.00	49,750.04
0000317823	*SERVICEPERSON I	36,899.20	38,022.40	1,123.20	39,464.61	11,153.29	0.00	50,617.90
0000326150	SUPT SERVICE QUALITY	83,018.26	83,018.26	0.00	83,518.53	0.00	10,217.67	93,736.20
0000303223	CONTRACT SERVICES INSPECTOR	48,276.80	48,276.80	0.00	48,734.12	1,384.44	4,396.48	54,515.04
0000317594	*RAIL STATION CLEANER	32,947.20	33,945.60	998.40	33,388.48	489.60	1,305.60	35,183.68
0000303462	*RAIL OPERATOR	48,713.60	50,169.60	1,456.00	50,417.64	2,056.27	0.00	52,473.91
0000302721	*BUS OPERATOR	48,713.60	48,713.60	0.00	25,876.53	6,900.98	0.00	32,777.51
0000332362	(DATE LAST EMPLOYED 01-Dec-2019) *BUS OPERATOR	48,193.60	49,649.60	1,456.00	37,408.02	11,006.64	1,069.07	49,483.73
0000304091	(DATE LAST EMPLOYED 25-Feb-2020) *BUS OPERATOR	48,713.60	50,169.60	1,456.00	48,524.55	473.95	1,322.72	50,321.22
0000303180	*SERVICEPERSON II	37,419.20	38,542.40	1,123.20	39,966.69	0.00	0.00	39,966.69
0000327291	*RAIL OPERATOR	48,193.60	49,649.60	1,456.00	48,214.82	4,450.71	3,215.90	55,881.43
0000338677	*SERVICEPERSON V	48,006.40	49,753.60	1,747.20	45,572.93	6,454.95	0.00	52,027.88
0000342677	*SERVICEPERSON VII GROUNDSKEEPER	33,841.60	36,857.60	3,016.00	37,218.89	3,050.53	0.00	40,269.42
0000303590	MGR STRATEGIC PERFORMANCE	107,690.96	107,690.96	0.00	107,692.17	0.00	370.02	108,062.19
0000333631	TRANSIT POLICE OFFICER SPECIAL	62,878.40	62,878.40	0.00	65,567.57	42,765.95	2,906.00	111,239.52
0000302577	MAINTENANCE PLANNER FACILITIES	63,772.80	63,772.80	0.00	63,847.80	0.00	2,759.40	66,607.20
0000305544	*BUS OPERATOR	48,193.60	49,649.60	1,456.00	31,965.18	6,839.82	185.36	38,990.36
0000338235	*BUS OPERATOR	41,121.60	46,030.40	4,908.80	44,150.74	22,403.61	800.40	67,354.75
0000308175	PROJECT ENG SURVEY PROGRAMS	84,627.66	84,627.66	0.00	84,625.00	0.00	0.00	84,625.00
0000302374	*SERVICEPERSON IV	39,436.80	41,142.40	1,705.60	41,343.78	526.68	0.00	41,870.46
0000323250	*BUS OPERATOR	48,193.60	49,649.60	1,456.00	42,386.59	2,087.76	3,708.31	48,182.66
0000337169	TRANSIT POLICE OFFICER SR	51,708.80	51,708.80	0.00	44,590.81	8,573.83	1,019.26	54,183.90
0000343284	*BUS OPERATOR	34,070.40	34,070.40	0.00	19,058.20	1,420.44	0.00	20,478.64



**METROPOLITAN ATLANTA RAPID TRANSIT AUTHORITY (MARTA)**  
**MARTOC REPORT**

EE NUMBER	TITLE	FY 19 BASE SALARY	FY 20 BASE SALARY	DIFFERENCE +/-	REGULAR EARNINGS	OVERTIME EARNINGS	OTHER EARNINGS	TOTAL EARNINGS
0000340158	(DATE LAST EMPLOYED 01-Feb-2020) CAPITAL PROGRAM MANAGER	112,000.20	112,000.20	0.00	95,839.47	0.00	1,938.47	97,777.94
0000343765	*JOURNEYMAN BUS TECHNICIAN	50,252.80	50,252.80	0.00	37,069.27	6,846.87	0.00	43,916.14
0000323003	SR TECHNICAL SERVICES ENGINEER	101,296.52	101,296.52	0.00	101,294.38	0.00	0.00	101,294.38
0000343707	TALENT MANAGEMENT SPEC III	64,633.14	64,633.14	0.00	49,792.87	0.00	0.00	49,792.87
0000342982	*BUS OPERATOR	34,070.40	35,110.40	1,040.00	35,675.62	3,070.31	0.00	38,745.93
0000338327	*BUS OPERATOR	41,121.60	46,030.40	4,908.80	40,613.20	5,702.60	2,731.93	49,047.73
0000321070	*JOURNEYMAN BUS TECHNICIAN	49,982.40	51,667.20	1,684.80	54,543.36	13,202.63	225.00	67,970.99
0000337859	*BUS OPERATOR	41,121.60	46,030.40	4,908.80	43,693.18	3,007.23	0.00	46,700.41
0000336074	FOREMAN COMMUNICATION	52,936.00	60,756.80	7,820.80	60,453.39	38,980.75	225.00	99,659.14
0000304891	*BUS OPERATOR	48,713.60	50,169.60	1,456.00	52,415.06	25,719.53	521.72	78,656.31
0000302262	CHF RAIL OPERATIONS	231,750.22	231,750.22	0.00	238,249.32	0.00	12,478.87	250,728.19
0000319164	DISPATCHER-RAIL TRANSPORTATION	60,028.80	60,028.80	0.00	59,927.12	561.24	692.64	61,181.00
0000303165	SUPT RAIL CAR MAINT	78,801.84	78,801.84	0.00	79,304.22	0.00	0.00	79,304.22
0000331716	*JOURNEYMAN RAIL CAR MECHANIC	52,936.00	54,537.60	1,601.60	54,793.80	3,136.12	225.00	58,154.92
0000344252	*BUS OPERATOR	35,110.40	35,110.40	0.00	19,110.78	2,415.45	0.00	21,526.23
0000342977	*BUS OPERATOR	34,070.40	35,110.40	1,040.00	36,374.43	6,480.09	0.00	42,854.52
0000320236	*JOURNEYMAN AA BUS TECHNICIAN	52,936.00	54,537.60	1,601.60	56,987.47	14,124.64	225.00	71,337.11
0000339070	*BUS OPERATOR	37,585.60	42,369.60	4,784.00	34,212.89	2,650.00	2,673.07	39,535.96
0000333783	*BUS OPERATOR	48,193.60	49,649.60	1,456.00	45,028.15	5,667.26	5,453.84	56,149.25
0000303711	FOREMAN CUSTODIAL SERVICES	55,764.80	55,764.80	0.00	58,656.20	7,608.62	2,126.08	68,390.90
0000321038	*JOURNEYMAN OVERHAULER	52,936.00	54,537.60	1,601.60	55,538.65	17,071.89	225.00	72,835.54
0000317663	TRANSIT POLICE OFFICER SR	62,878.40	60,465.60	-2,412.80	63,609.24	37,347.23	604.60	101,561.07
0000318885	*BUS OPERATOR	48,193.60	49,649.60	1,456.00	35,363.18	12,728.35	0.00	48,091.53
0000316037	*JOURNEYMAN ET-RADIO MAINT	52,936.00	54,537.60	1,601.60	55,165.01	2,195.10	1,039.40	58,399.51
0000316323	*RAIL OPERATOR	48,193.60	49,649.60	1,456.00	51,673.32	4,426.84	1,527.68	57,627.84
0000304500	SUPV COMMUNICATIONS IOC	56,908.80	56,908.80	0.00	57,313.08	1,395.08	7,441.92	66,150.08
0000330688	*BUS OPERATOR	48,193.60	49,649.60	1,456.00	52,229.48	16,561.93	0.00	68,791.41
0000343229	*BUS OPERATOR	34,070.40	35,110.40	1,040.00	31,281.08	3,808.38	0.00	35,089.46
0000343223	*BUS OPERATOR	34,070.40	35,110.40	1,040.00	37,047.66	3,636.74	0.00	40,684.40
0000303971	ACCOUNTING & TRAVEL COORD	56,472.00	56,472.00	0.00	56,363.86	2,198.40	9,105.96	67,668.22
0000335854	*RAIL STATION CLEANER	32,947.20	33,945.60	998.40	33,168.28	3,382.20	1,180.08	37,730.56
0000304390	*BUS OPERATOR	48,713.60	50,169.60	1,456.00	54,728.85	31,480.21	2,094.56	88,303.62
0000318561	*BUS OPERATOR	48,193.60	49,649.60	1,456.00	49,970.06	16,607.91	926.80	67,504.77
0000304787	*BUS OPERATOR	48,713.60	50,169.60	1,456.00	55,616.87	31,520.28	0.00	87,137.15

## MARTOC REPORT

EE NUMBER	TITLE	FY 19	FY 20	DIFFERENCE	REGULAR	OVERTIME	OTHER	TOTAL
		BASE SALARY	BASE SALARY	+/-	EARNINGS	EARNINGS	EARNINGS	EARNINGS
0000304102	*JOURNEYMAN AA BUS TECHNICIAN	53,456.00	55,057.60	1,601.60	62,820.12	33,324.46	225.00	96,369.58
0000323957	SUPV BUS TRANSPORTATION	62,441.60	68,702.40	6,260.80	65,633.75	10,195.23	2,299.80	78,128.78
0000333185	TRANSIT POLICE OFFICER SR	53,768.00	55,931.20	2,163.20	57,714.82	19,127.76	2,068.00	78,910.58
0000323601	*BUS OPERATOR	48,193.60	49,649.60	1,456.00	41,164.40	3,518.13	3,179.13	47,861.66
0000337377	*RAIL OPERATOR	41,121.60	46,030.40	4,908.80	45,971.78	8,374.33	474.48	54,820.59
0000338900	SR RECRUITER	69,219.02	69,219.02	0.00	69,291.32	0.00	2,928.52	72,219.84
0000303786	*JOURNEYMAN RAIL CAR MECHANIC	52,936.00	55,057.60	2,121.60	62,465.52	29,932.67	225.00	92,623.19
0000304951	*JOURNEYMAN AA BUS TECHNICIAN	52,936.00	55,057.60	2,121.60	54,874.88	6,828.79	835.80	62,539.47
0000324782	SUPV BUS TRANSPORTATION	60,028.80	68,619.20	8,590.40	65,891.31	9,683.82	4,359.92	79,935.05
0000312673	FIELD INSPECTOR (DATE LAST EMPLOYED 03-Jul-2020)	61,089.60	57,271.50	-3,818.10	63,338.69	8,488.01	0.00	71,826.70
0000332788	TRANSIT POLICE OFFICER SR	53,768.00	55,931.20	2,163.20	58,977.32	15,058.98	0.00	74,036.30
0000337935	*RAIL OPERATOR	41,121.60	46,030.40	4,908.80	31,328.02	7,015.83	2,856.19	41,200.04
0000333407	*BUS OPERATOR	48,193.60	49,649.60	1,456.00	50,904.21	5,271.20	0.00	56,175.41
0000335639	TRANSIT POLICE OFFICER SR	58,156.80	60,465.60	2,308.80	50,510.39	8,016.75	2,068.00	60,595.14
0000315268	CUSTOMER CARE FIELD REP	45,727.50	45,727.50	0.00	46,459.48	85.39	3,152.15	49,697.02
0000344086	ARCHITECT VI	94,000.14	94,000.14	0.00	61,462.04	0.00	0.00	61,462.04
0000322144	*BUS OPERATOR	48,193.60	49,649.60	1,456.00	50,795.32	10,910.09	0.00	61,705.41
0000332072	*BUS OPERATOR	48,193.60	49,649.60	1,456.00	49,187.19	12,495.34	556.08	62,238.61
0000303441	*BUS OPERATOR	48,713.60	50,169.60	1,456.00	48,753.44	20,140.90	0.00	68,894.34
0000343470	*BUS OPERATOR	35,110.40	35,110.40	0.00	32,286.45	3,497.82	0.00	35,784.27
0000315248	*BUS OPERATOR	48,193.60	49,649.60	1,456.00	52,222.49	20,321.74	0.00	72,544.23
0000343558	*BUS OPERATOR	35,110.40	35,110.40	0.00	29,254.90	2,349.71	0.00	31,604.61
0000341698	*BUS OPERATOR	34,070.40	38,729.60	4,659.20	35,660.76	7,349.53	0.00	43,010.29
0000321031	*BUS OPERATOR	48,193.60	49,649.60	1,456.00	41,901.29	7,520.02	3,734.82	53,156.13
0000332248	*BUS OPERATOR	48,193.60	49,649.60	1,456.00	45,352.07	3,362.06	4,614.20	53,328.33
0000337376	*BUS OPERATOR	41,121.60	46,030.40	4,908.80	45,993.74	10,427.75	0.00	56,421.49
0000334794	*BUS OPERATOR	44,678.40	49,649.60	4,971.20	49,991.08	11,645.68	0.00	61,636.76
0000303044	CONTRACT INSTRUCTOR (DATE LAST EMPLOYED 06-Dec-2019)	0.00	0.00	0.00	24,085.60	8,796.48	0.00	32,882.08
0000329932	*SERVICEPERSON I	36,899.20	38,022.40	1,123.20	35,661.06	506.41	2,354.14	38,521.61
0000304666	*RAIL OPERATOR	48,713.60	50,169.60	1,456.00	52,020.06	16,581.22	0.00	68,601.28
0000342742	*BUS OPERATOR (DATE LAST EMPLOYED 24-Feb-2020)	34,070.40	35,110.40	1,040.00	22,840.16	2,528.31	0.00	25,368.47
0000332653	*RAIL OPERATOR	48,193.60	49,649.60	1,456.00	50,473.07	5,013.85	1,319.92	56,806.84
0000316463	*BUS OPERATOR	48,193.60	49,649.60	1,456.00	50,707.11	21,616.61	938.00	73,261.72
0000305757	ASSET MANAGER (DATE LAST EMPLOYED 01-Feb-2020)	83,064.80	83,064.80	0.00	50,084.48	0.00	9,593.94	59,678.42

## MARTOC REPORT

EE NUMBER	TITLE	FY 19 BASE SALARY	FY 20 BASE SALARY	DIFFERENCE +/-	REGULAR EARNINGS	OVERTIME EARNINGS	OTHER EARNINGS	TOTAL EARNINGS
0000318680	*BUS OPERATOR	48,193.60	49,649.60	1,456.00	50,617.88	14,339.22	1,707.44	66,664.54
0000343573	*BUS OPERATOR	35,110.40	35,110.40	0.00	30,467.47	5,947.71	0.00	36,415.18
0000333674	*BUS OPERATOR	48,193.60	49,649.60	1,456.00	44,725.33	1,629.07	2,066.97	48,421.37
0000315120	DIVISION DISPATCHER	60,028.80	62,379.20	2,350.40	49,866.33	116.60	0.00	49,982.93
0000318105	TRANSIT POLICE OFFICER SPECIAL	62,878.40	62,878.40	0.00	65,174.99	35,110.50	6,510.20	106,795.69
0000303070	*BUS OPERATOR	48,713.60	48,713.60	0.00	30,726.63	10,017.73	0.00	40,744.36
0000305292	(DATE LAST EMPLOYED 01-Jan-2020) BUS MECH ELEC ENGINEER	76,581.44	76,581.44	0.00	76,635.80	0.00	1,906.44	78,542.24
0000329225	TRANSIT POLICE SERGEANT	69,971.20	69,971.20	0.00	47,587.67	0.00	3,014.60	50,602.27
0000335629	QUALITY CONTROL INSPECTOR	60,742.50	60,742.50	0.00	61,434.46	3,885.84	0.00	65,320.30
0000329791	RESIDENT ENGINEER	96,581.16	96,581.16	0.00	96,968.21	0.00	0.00	96,968.21
0000327039	*JOURNEYMAN ET-RAIL CAR MAINT	52,936.00	54,537.60	1,601.60	52,825.09	5,287.25	3,055.30	61,167.64
0000302125	SUPT RAIL CAR MAINT	81,116.62	81,116.62	0.00	81,429.24	0.00	10,689.89	92,119.13
0000343066	*BUS OPERATOR	35,110.40	35,110.40	0.00	19,450.91	2,539.64	0.00	21,990.55
0000316113	*BUS OPERATOR	44,678.40	49,649.60	4,971.20	50,269.29	5,843.29	0.00	56,112.58
0000320159	*STATION AGENT	43,097.60	44,408.00	1,310.40	44,292.82	2,729.95	994.56	48,017.33
0000303406	MOBILITY SUPPORT SVCS PGM MGR	85,789.34	85,789.34	0.00	84,186.72	0.00	5,649.27	89,835.99
0000337364	TRANSIT POLICE OFFICER SR	49,691.20	51,708.80	2,017.60	50,004.15	12,073.10	3,845.00	65,922.25
0000342885	*BUS OPERATOR	34,070.40	35,110.40	1,040.00	35,294.32	4,419.15	393.62	40,107.09
0000333245	SUPV COMMUNICATIONS IOC	56,908.80	56,908.80	0.00	57,577.00	5,707.12	2,736.00	66,020.12
0000334883	MOBILITY CUSTOMER CARE REP	40,930.50	40,930.50	0.00	42,360.18	16,863.63	4,512.85	63,736.66
0000317821	PROTECTIVE SPEC POLICE CADET	49,316.80	31,200.00	-18,116.80	47,316.02	0.00	0.00	47,316.02
0000306470	*JOURNEYMAN ET-HVAC	53,456.00	55,057.60	1,601.60	54,285.81	369.70	225.00	54,880.51
0000305702	*JOURNEYMAN TRACK WALKER	53,456.00	55,057.60	1,601.60	53,401.63	7,866.81	2,818.90	64,087.34
0000325129	TRANSIT POLICE OFFICER SPECIAL	62,878.40	62,878.40	0.00	64,142.25	29,647.06	4,232.20	98,021.51
0000341963	*JOURNEYMAN ELEC POWER ELECT	45,926.40	47,320.00	1,393.60	47,942.19	8,328.05	225.00	56,495.24
0000306204	CONTRACT PROFESSIONAL	0.00	0.00	0.00	39,806.26	625.11	0.00	40,431.37
0000334972	*BUS OPERATOR	44,678.40	49,649.60	4,971.20	41,477.22	1,619.63	3,740.87	46,837.72
0000303518	MAINTENANCE PLANNER BUS	60,424.00	60,424.00	0.00	64,510.75	11,419.95	1,162.00	77,092.70
0000322156	ACCOUNTING SYSTEMS/PROJECT MGR	85,426.64	92,488.50	7,061.86	89,354.94	0.00	12,806.11	102,161.05
0000306453	CONTRACT EMP PT	0.00	0.00	0.00	34,543.84	0.00	0.00	34,543.84
0000334415	*STATION AGENT	43,097.60	44,408.00	1,310.40	45,448.71	9,757.08	0.00	55,205.79
0000332892	*BUS OPERATOR	48,193.60	49,649.60	1,456.00	51,392.02	17,502.31	0.00	68,894.33
0000302228	*JOURNEYMAN BUS TECHNICIAN	52,124.80	53,705.60	1,580.80	55,615.19	20,992.31	225.00	76,832.50
0000342155	*BUS OPERATOR	34,070.40	38,729.60	4,659.20	35,871.35	7,184.66	0.00	43,056.01
0000317778	*BUS OPERATOR	48,193.60	49,649.60	1,456.00	42,668.30	5,432.44	3,815.74	51,916.48

METROPOLITAN ATLANTA RAPID TRANSIT AUTHORITY (MARTA)  
MARTOC REPORT

EE NUMBER	TITLE	FY 19 BASE SALARY	FY 20 BASE SALARY	DIFFERENCE +/-	REGULAR EARNINGS	OVERTIME EARNINGS	OTHER EARNINGS	TOTAL EARNINGS
0000321663	*BUS DISPATCHER (BLOCKOUT)	48,297.60	49,753.60	1,456.00	51,470.81	31,728.49	371.52	83,570.82
0000343748	*CUSTOMER INFORMATION OPERATOR (DATE LAST EMPLOYED 19-Jun-2020)	30,825.60	30,825.60	0.00	18,588.98	2,215.92	0.00	20,804.90
0000331907	TRANSIT POLICE OFFICER SR	51,708.80	53,768.00	2,059.20	50,796.74	18,752.19	6,990.96	76,539.89
0000302719	*BUS OPERATOR	48,713.60	50,169.60	1,456.00	54,222.15	27,577.23	2,463.68	84,263.06
0000324755	FOREMAN TRAIN CONTROL	63,793.60	63,793.60	0.00	66,266.18	35,489.15	3,567.85	105,323.18
0000333629	*JOURNEYMAN ELEC POWER ELECT	52,936.00	54,537.60	1,601.60	56,853.74	26,733.65	1,446.60	85,033.99
0000304319	SUPT CONTROL CENTER	95,968.60	95,968.60	0.00	96,609.20	0.00	14,965.60	111,574.80
0000303404	FOREMAN CUSTODIAL SERVICES	53,268.80	58,614.40	5,345.60	57,037.71	2,071.58	1,741.84	60,851.13
0000341619	*JOURNEYMAN BUS TECHNICIAN	45,926.40	50,752.00	4,825.60	50,645.44	1,308.98	225.00	52,179.42
0000315455	MEDIA SALES REP	26,247.00	26,247.00	0.00	27,365.94	4,675.25	1,817.37	33,858.56
0000333093	*BUS OPERATOR	48,193.60	49,649.60	1,456.00	47,724.16	6,787.53	2,523.30	57,034.99
0000342315	*BUS OPERATOR	34,070.40	38,729.60	4,659.20	36,720.07	5,687.11	0.00	42,407.18
0000304393	*BUS OPERATOR	48,713.60	50,169.60	1,456.00	52,669.78	7,874.76	0.00	60,544.54
0000340148	*RAIL STATION CLEANER	29,577.60	33,945.60	4,368.00	33,276.69	438.48	0.00	33,715.17
0000341141	*BUS OPERATOR	34,070.40	38,729.60	4,659.20	38,773.67	7,392.85	0.00	46,166.52
0000324646	*BUS OPERATOR	41,121.60	46,030.40	4,908.80	42,631.77	5,030.49	1,521.36	49,183.62
0000302705	TRANSIT POLICE OFFICER SPECIAL	62,878.40	62,878.40	0.00	65,940.95	39,874.68	0.00	105,815.63
0000323707	*BUS OPERATOR (DATE LAST EMPLOYED 28-Feb-2020)	48,193.60	49,649.60	1,456.00	33,558.86	6,252.39	741.44	40,552.69
0000302588	*JOURNEYMAN ELEC POWER ELECT	53,456.00	55,057.60	1,601.60	58,885.53	12,076.12	225.00	71,186.65
0000343461	*BUS OPERATOR	35,110.40	35,110.40	0.00	32,383.41	4,916.28	0.00	37,299.69
0000341525	*JOURNEYMAN ET-RADIO MAINT	49,774.40	51,667.20	1,892.80	53,946.54	21,934.19	225.00	76,105.73
0000337868	PRINCIPAL PLANNER/PROJ SCHED	98,539.22	98,539.22	0.00	98,538.59	0.00	0.00	98,538.59
0000341299	AGM TECHNOLOGY/CIO	195,700.18	195,700.18	0.00	200,698.11	0.00	0.00	200,698.11
0000343396	*SERVICEPERSON I	36,400.00	36,400.00	0.00	32,752.93	210.92	0.00	32,963.85
0000337592	*RAIL OPERATOR	41,121.60	46,030.40	4,908.80	45,651.27	13,186.03	0.00	58,837.30
0000343494	*SERVICEPERSON I	36,400.00	36,400.00	0.00	30,345.79	5,994.06	0.00	36,339.85
0000303690	SUPV BUS TRANSPORTATION	60,028.80	62,379.20	2,350.40	65,636.27	12,298.69	5,364.60	83,299.56
0000306305	*JOURNEYMAN ET-RADIO MAINT	53,456.00	55,057.60	1,601.60	61,163.19	47,295.34	225.00	108,683.53
0000344199	*BUS OPERATOR	35,110.40	35,110.40	0.00	19,587.41	2,417.25	0.00	22,004.66
0000333508	*MATERIAL CONTROLLER	43,118.40	45,468.80	2,350.40	44,346.33	536.04	1,215.12	46,097.49
0000331471	*BUS OPERATOR	48,193.60	49,649.60	1,456.00	50,965.69	9,996.39	0.00	60,962.08
0000314930	*RAIL OPERATOR (DATE LAST EMPLOYED 01-Nov-2019)	48,193.60	48,193.60	0.00	20,322.00	801.12	1,285.94	22,409.06
0000333415	*BUS OPERATOR	48,193.60	49,649.60	1,456.00	46,252.35	15,166.48	2,847.62	64,266.45
0000318654	*JOURNEYMAN ET-RAIL CAR MAINT	52,936.00	54,537.60	1,601.60	55,811.96	10,954.13	225.00	66,991.09

## MARTOC REPORT

EE NUMBER	TITLE	FY 19	FY 20	DIFFERENCE	REGULAR	OVERTIME	OTHER	TOTAL
		BASE SALARY	BASE SALARY	+/-	EARNINGS	EARNINGS	EARNINGS	EARNINGS
0000341385	*BUS OPERATOR	34,070.40	38,729.60	4,659.20	19,852.70	4,188.48	0.00	24,041.18
0000341884	*BUS OPERATOR	34,070.40	38,729.60	4,659.20	37,716.55	12,662.36	0.00	50,378.91
0000340901	BUILDING MAINT SPEC I	44,440.50	44,440.50	0.00	45,051.55	4,658.39	1,659.75	51,369.69
0000331980	MGR CIVIL & STRUC ENGINEERING (DATE LAST EMPLOYED 01-Feb-2020)	113,858.94	113,858.94	0.00	70,067.13	0.00	10,142.79	80,209.92
0000335542	*BUS OPERATOR	44,678.40	49,649.60	4,971.20	50,201.44	12,323.53	0.00	62,524.97
0000326983	*JOURNEYMAN WELDER	52,936.00	54,537.60	1,601.60	54,340.92	5,362.01	225.00	59,927.93
0000338966	*STATION AGENT	43,097.60	44,408.00	1,310.40	33,752.16	2,571.87	1,558.55	37,882.58
0000316322	FARE COLLECTION COORDINATOR OP	55,887.00	55,887.00	0.00	57,372.22	4,721.55	0.00	62,093.77
0000302072	*BUS OPERATOR	48,713.60	50,169.60	1,456.00	50,572.60	8,711.43	0.00	59,284.03
0000305149	*PT BUS OPERATOR	0.00	0.00	0.00	20,142.51	0.00	0.00	20,142.51
0000302839	*MATERIAL CONTROLLER LEAD	51,147.20	52,686.40	1,539.20	54,362.39	6,798.92	0.00	61,161.31
0000331055	*BUS OPERATOR	48,193.60	49,649.60	1,456.00	45,976.39	955.30	2,066.96	48,998.65
0000302460	GEN SUPT BUS MAINT	87,281.48	87,281.48	0.00	87,778.80	0.00	0.00	87,778.80
0000306469	*BUS OPERATOR	34,070.40	38,729.60	4,659.20	36,579.88	17,131.77	0.00	53,711.65
0000343562	*BUS OPERATOR	35,110.40	35,110.40	0.00	30,490.78	2,557.90	0.00	33,048.68
0000323167	SUPV BUS TRANSPORTATION	60,028.80	62,379.20	2,350.40	61,262.17	3,919.19	3,071.68	68,253.04
0000337598	*BUS OPERATOR	41,121.60	46,030.40	4,908.80	39,977.67	8,834.05	2,965.91	51,777.63
0000323164	*BUS OPERATOR	48,193.60	49,649.60	1,456.00	46,988.59	9,393.99	3,282.44	59,665.02
0000321064	*BUS OPERATOR	41,121.60	46,030.40	4,908.80	49,299.06	15,236.00	0.00	64,535.06
0000341362	*JOURNEYMAN ET-COMPUTER MAINT	49,774.40	47,320.00	-2,454.40	34,544.30	933.28	225.00	35,702.58
0000305023	*JOURNEYMAN BUS TECHNICIAN	52,644.80	54,225.60	1,580.80	51,237.69	95.78	3,114.44	54,447.91
0000302294	SR MAINTENANCE PLANNER BUS	70,678.40	70,678.40	0.00	71,759.81	3,655.64	1,607.28	77,022.73
0000318958	DISPATCHER-RAIL TRANSPORTATION	60,028.80	60,028.80	0.00	62,711.90	4,747.77	1,443.00	68,902.67
0000322804	*BUS OPERATOR	48,193.60	49,649.60	1,456.00	53,045.21	14,663.62	0.00	67,708.83
0000337928	*RAIL OPERATOR	41,121.60	46,030.40	4,908.80	41,884.25	4,968.80	632.64	47,485.69
0000335861	*BUS OPERATOR	44,678.40	49,649.60	4,971.20	39,150.30	4,810.42	697.76	44,658.48
0000339834	*RAIL STATION CLEANER	31,179.20	33,945.60	2,766.40	31,714.23	11.25	0.00	31,725.48
0000304412	DIR BUS MAINTENANCE	139,878.70	139,878.70	0.00	139,879.39	0.00	14,525.90	154,405.29
0000305282	*RAIL STATION CLEANER	33,467.20	34,465.60	998.40	36,687.60	19,931.07	0.00	56,618.67
0000334500	*STATION AGENT (DATE LAST EMPLOYED 07-May-2020)	43,097.60	44,408.00	1,310.40	41,850.62	295.26	0.00	42,145.88
0000303427	*BUS DISPATCHER (BLOCKOUT) (DATE LAST EMPLOYED 01-May-2020)	48,817.60	50,273.60	1,456.00	56,762.39	5,210.39	0.00	61,972.78
0000330300	*JOURNEYMAN ET-TRAIN CONTROL	52,936.00	54,537.60	1,601.60	56,557.71	29,500.12	225.00	86,282.83
0000341813	*BUS OPERATOR	34,070.40	38,729.60	4,659.20	37,478.50	5,656.45	0.00	43,134.95
0000341617	*JOURNEYMAN ET-TRAIN CONTROL	49,774.40	51,667.20	1,892.80	53,044.89	31,285.45	450.00	84,780.34

## MARTOC REPORT

EE NUMBER	TITLE	FY 19	FY 20	DIFFERENCE	REGULAR	OVERTIME	OTHER	TOTAL
		BASE SALARY	BASE SALARY	+/-	EARNINGS	EARNINGS	EARNINGS	EARNINGS
0000304471	*JOURNEYMAN RAIL CAR MECHANIC	53,456.00	55,057.60	1,601.60	61,091.56	11,605.73	225.00	72,922.29
0000320216	*JOURNEYMAN RAIL CAR MECHANIC	45,926.40	51,272.00	5,345.60	32,868.24	5,640.40	450.00	38,958.64
0000304430	*SERVICEPERSON IV	39,436.80	40,622.40	1,185.60	43,888.82	21,791.94	0.00	65,680.76
0000334967	*JOURNEYMAN BUS TECHNICIAN	52,124.80	53,705.60	1,580.80	55,325.61	5,219.67	225.00	60,770.28
0000343547	*PT BUS OPERATOR	21,944.00	21,944.00	0.00	20,519.26	172.25	0.00	20,691.51
0000305440	DISPATCHER RADIO COMMUNICATION	60,028.80	62,441.60	2,412.80	48,645.64	3,696.83	14,675.48	67,017.95
0000304680	SUPV TELEPHONY OPERATIONS	73,371.74	73,371.74	0.00	73,950.21	0.00	6,772.79	80,723.00
0000336475	CUSTOMER CARE SPEC	42,354.00	42,354.00	0.00	42,034.35	0.00	158.18	42,192.53
0000339768	TRANSIT POLICE OFFICER SR	44,200.00	47,798.40	3,598.40	46,402.04	11,502.23	0.00	57,904.27
0000325669	PLANNER AUTOMATIC TRAIN CONTR	61,006.40	61,006.40	0.00	62,733.30	25,773.04	8,212.40	96,718.74
0000343633	*JOURNEYMAN BUS TECHNICIAN	50,252.80	50,252.80	0.00	39,011.64	2,106.95	0.00	41,118.59
0000342603	*BUS OPERATOR	34,070.40	38,729.60	4,659.20	36,784.30	6,331.52	0.00	43,115.82
0000326636	*BUS OPERATOR (DATE LAST EMPLOYED 26-Jun-2020)	48,193.60	49,649.60	1,456.00	25,973.75	4,530.28	358.68	30,862.71
0000323521	*BUS OPERATOR	48,193.60	49,649.60	1,456.00	53,560.40	21,600.21	0.00	75,160.61
0000343832	*JOURNEYMAN TRACK MECHANIC	47,320.00	47,320.00	0.00	35,464.55	3,168.84	0.00	38,633.39
0000325918	MGR ELEC POWER & EQUIPMENT	97,334.64	97,334.64	0.00	93,912.73	0.00	12,616.63	106,529.36
0000317811	*SERVICEPERSON I	36,899.20	38,022.40	1,123.20	41,528.08	1,275.49	141.92	42,945.49
0000342950	CJIT-POLICE DISPATCHER	40,601.60	40,601.60	0.00	42,220.92	4,062.60	0.00	46,283.52
0000340597	BUILDING MAINT SPEC II	44,440.50	48,884.68	4,444.18	46,856.08	3,830.02	0.00	50,686.10
0000306408	*BUS OPERATOR	48,193.60	50,169.60	1,976.00	49,403.98	9,936.61	0.00	59,340.59
0000328566	TRANSIT POLICE OFFICER SR	60,465.60	60,465.60	0.00	52,303.58	3,100.04	7,826.00	63,229.62
0000336715	IT BUSINESS ANALYST III	81,413.28	81,413.28	0.00	22,232.08	0.00	0.00	22,232.08
0000339153	BENEFITS ANALYST III	68,958.50	68,958.50	0.00	69,033.59	0.00	0.00	69,033.59
0000344868	RAIL SERVICES CONTROLLER	76,835.20	76,835.20	0.00	21,186.40	0.00	0.00	21,186.40
0000341907	*BUS OPERATOR	34,070.40	38,729.60	4,659.20	37,293.75	6,706.94	0.00	44,000.69
0000341588	*BUS OPERATOR	34,070.40	38,729.60	4,659.20	37,292.68	5,096.29	0.00	42,388.97
0000332393	*BUS OPERATOR	37,585.60	46,030.40	8,444.80	28,660.09	4,332.23	4,580.54	37,572.86
0000323126	MAINTENANCE PARTS COORDINATOR	51,878.58	51,878.58	0.00	52,450.14	0.00	0.00	52,450.14
0000321208	CAPITAL PROJECT COORDINATOR	46,663.50	65,997.88	19,334.38	64,342.26	0.00	0.00	64,342.26
0000334347	*BUS OPERATOR	44,678.40	49,649.60	4,971.20	47,399.27	8,170.50	3,027.36	58,597.13
0000327863	*BUS OPERATOR	48,193.60	49,649.60	1,456.00	51,108.03	2,989.56	0.00	54,097.59
0000343674	*JOURNEYMAN BUS TECHNICIAN	50,252.80	50,252.80	0.00	38,818.56	3,129.94	0.00	41,948.50
0000304887	*SERVICEPERSON I	37,419.20	38,542.40	1,123.20	38,495.21	2,860.45	2,206.32	43,561.98
0000343777	*SERVICEPERSON IV	38,563.20	38,563.20	0.00	29,250.22	2,976.79	0.00	32,227.01
0000342651	*BUS OPERATOR	34,070.40	38,729.60	4,659.20	36,161.09	8,782.93	0.00	44,944.02

## MARTOC REPORT

EE NUMBER	TITLE	FY 19 BASE SALARY	FY 20 BASE SALARY	DIFFERENCE +/-	REGULAR EARNINGS	OVERTIME EARNINGS	OTHER EARNINGS	TOTAL EARNINGS
0000331712	*BUS OPERATOR	48,193.60	49,649.60	1,456.00	51,595.86	17,626.82	943.60	70,166.28
0000334705	*BUS OPERATOR	44,678.40	49,649.60	4,971.20	39,776.04	1,794.80	0.00	41,570.84
0000305489	*BUS OPERATOR	48,713.60	50,169.60	1,456.00	55,751.37	11,842.37	1,929.60	69,523.34
0000304569	*BUS OPERATOR (DATE LAST EMPLOYED 01-Dec-2019)	48,713.60	48,713.60	0.00	31,949.59	7,704.77	0.00	39,654.36
0000333336	*JOURNEYMAN OVERHAULER	52,936.00	54,537.60	1,601.60	48,541.22	11,307.30	225.00	60,073.52
0000329107	LINE SUPERVISOR	43,097.60	60,777.60	17,680.00	60,964.80	9,708.75	0.00	70,673.55
0000302297	*BUS OPERATOR	48,713.60	50,169.60	1,456.00	48,508.03	7,056.87	573.28	56,138.18
0000338540	*BUS OPERATOR	37,585.60	42,369.60	4,784.00	43,417.63	11,815.08	302.72	55,535.43
0000336096	*LIGHT RAIL OPERATOR	34,070.40	38,729.60	4,659.20	35,559.95	2,968.02	1,747.28	40,275.25
0000325711	TRANSIT POLICE OFFICER SPECIAL	53,768.00	55,931.20	2,163.20	57,278.13	9,371.41	4,004.08	70,653.62
0000342638	PROJECT SCHEDULER (DATE LAST EMPLOYED 05-Jun-2020)	68,500.12	68,500.12	0.00	65,940.91	0.00	3,052.66	68,993.57
0000305921	SUPV BUS MAINTENANCE (DATE LAST EMPLOYED 01-Jun-2020)	62,608.00	62,608.00	0.00	48,505.26	4,221.40	22,926.72	75,653.38
0000321571	TRANSIT POLICE OFFICER SPECIAL	62,878.40	62,878.40	0.00	67,218.38	23,395.32	4,068.40	94,682.10
0000302103	CIVIL STRUCTURE & INSP ENGR	98,216.82	98,216.82	0.00	98,830.20	0.00	14,244.74	113,074.94
0000337664	*PT BUS OPERATOR	0.00	0.00	0.00	21,573.88	0.00	0.00	21,573.88
0000343569	*BUS OPERATOR	35,110.40	35,110.40	0.00	29,963.74	3,572.85	450.00	33,986.59
0000333477	TRANSIT POLICE OFFICER SR (DATE LAST EMPLOYED 01-May-2020)	49,691.20	51,708.80	2,017.60	42,568.71	7,779.13	3,637.77	53,985.61
0000338370	MGR BUILDING MAINTENANCE	83,028.66	83,028.66	0.00	83,028.96	0.00	0.00	83,028.96
0000302753	CONTRACT DIRECTOR (DATE LAST EMPLOYED 27-Mar-2020)	0.00	0.00	0.00	79,959.77	0.00	2,025.37	81,985.14
0000330505	*JOURNEYMAN BUS TECHNICIAN	52,124.80	53,705.60	1,580.80	59,244.32	15,442.22	225.00	74,911.54
0000323061	*SERVICEPERSON I	36,899.20	38,022.40	1,123.20	40,089.32	0.00	0.00	40,089.32
0000320680	CONTRACT PROFESSIONAL	0.00	0.00	0.00	86,512.50	0.00	0.00	86,512.50
0000317672	*JOURNEYMAN SUPPORT EQUIPMENT	52,936.00	54,537.60	1,601.60	56,052.82	8,533.77	225.00	64,811.59
0000305910	*MATERIAL CONTROLLER	49,129.60	51,126.40	1,996.80	48,774.60	2,364.10	282.67	51,421.37
0000303496	MGR BUILDINGS & SUPPORT EQUIP	84,153.16	92,568.58	8,415.42	86,248.90	0.00	10,724.37	96,973.27
0000342168	*RAIL STATION CLEANER	27,851.20	32,115.20	4,264.00	31,038.60	8,318.70	0.00	39,357.30
0000331597	*JOURNEYMAN ET-TRAIN CONTROL	52,936.00	54,537.60	1,601.60	55,820.38	12,996.25	225.00	69,041.63
0000336098	*BUS OPERATOR	44,678.40	49,649.60	4,971.20	39,047.67	5,098.19	3,452.17	47,598.03
0000315146	*MATERIAL CONTROLLER	49,129.60	50,606.40	1,476.80	52,045.96	2,287.46	0.00	54,333.42
0000316169	*BUS OPERATOR	48,193.60	49,649.60	1,456.00	49,964.74	1,877.03	0.00	51,841.77
0000334891	*BUS OPERATOR	44,678.40	49,649.60	4,971.20	46,228.21	7,482.71	4,459.44	58,170.36
0000329108	RESIDENT ENGINEER	113,255.74	113,255.74	0.00	113,754.87	0.00	0.00	113,754.87
0000333273	*RAIL OPERATOR	41,121.60	46,030.40	4,908.80	44,030.33	7,229.20	0.00	51,259.53
0000335510	CONTRACT EMP ADMIN SUPPORT	0.00	0.00	0.00	26,137.98	1,024.12	0.00	27,162.10

**METROPOLITAN ATLANTA RAPID TRANSIT AUTHORITY (MARTA)**  
**MARTOC REPORT**

EE NUMBER	TITLE	FY 19 BASE SALARY	FY 20 BASE SALARY	DIFFERENCE +/-	REGULAR EARNINGS	OVERTIME EARNINGS	OTHER EARNINGS	TOTAL EARNINGS
0000305574	*BUS OPERATOR	48,713.60	50,169.60	1,456.00	51,641.35	9,101.13	0.00	60,742.48
0000335727	OFFICE ADMINISTRATOR II	59,542.08	59,542.08	0.00	35,725.30	0.00	0.00	35,725.30
0000338003	*BUS OPERATOR (DATE LAST EMPLOYED 07-Jun-2020)	41,121.60	46,030.40	4,908.80	41,971.60	9,718.44	0.00	51,690.04
0000344064	*BUS OPERATOR	35,110.40	35,110.40	0.00	22,014.08	3,192.33	0.00	25,206.41
0000324229	PARKING SERVICES REP	26,091.00	26,091.00	0.00	26,731.06	513.26	945.40	28,189.72
0000316842	*SERVICEPERSON IV	39,436.80	40,622.40	1,185.60	42,824.68	3,567.63	0.00	46,392.31
0000343423	INFORMATION SYS ANALYST III	80,280.20	80,280.20	0.00	70,708.34	0.00	308.77	71,017.11
0000331666	*RAIL OPERATOR	44,678.40	49,649.60	4,971.20	45,004.31	4,742.07	4,001.31	53,747.69
0000306478	REVENUE OPERATIONS CONTROLLER	67,717.52	67,717.52	0.00	67,158.74	0.00	1,935.13	69,093.87
0000328131	*RAIL OPERATOR	48,193.60	49,649.60	1,456.00	49,023.42	4,326.50	0.00	53,349.92
0000331025	DEPARTMENT ADMINISTRATOR	59,722.78	66,372.54	6,649.76	64,655.96	0.00	0.00	64,655.96
0000342493	*BUS OPERATOR	34,070.40	38,729.60	4,659.20	34,913.53	2,298.68	0.00	37,212.21
0000305751	*RAIL OPERATOR	48,713.60	50,169.60	1,456.00	44,051.32	7,953.01	2,043.82	54,048.15
0000324187	*RAIL STATION CLEANER	32,947.20	33,945.60	998.40	34,739.69	5,571.90	261.12	40,572.71
0000320788	*JOURNEYMAN ET-TRAIN CONTROL	52,936.00	54,537.60	1,601.60	53,853.97	16,797.39	225.00	70,876.36
0000331287	*RAIL OPERATOR	44,678.40	49,649.60	4,971.20	33,030.29	1,871.44	687.36	35,589.09
0000322967	TRANSIT POLICE LIEUTENANT	72,758.40	76,107.20	3,348.80	76,564.13	18,958.92	8,415.70	103,938.75
0000320593	SR COMMUNITY OUTREACH PLANNER	64,245.74	75,530.00	11,284.26	73,451.93	0.00	2,525.40	75,977.33
0000303774	BUILDING MAINT SPEC III	60,403.46	60,403.46	0.00	58,447.55	0.00	6,025.41	64,472.96
0000315615	*TRAFFIC CHECKER	27,414.40	31,678.40	4,264.00	30,880.04	341.77	0.00	31,221.81
0000302438	*RAIL OPERATOR	48,713.60	50,169.60	1,456.00	50,756.98	21,887.70	0.00	72,644.68
0000342000	*BUS OPERATOR	34,070.40	38,729.60	4,659.20	36,472.11	7,563.69	795.46	44,831.26
0000341254	PROJECT CONTROLS ANALYST	60,432.06	60,432.06	0.00	60,505.26	0.00	0.00	60,505.26
0000341515	TRANSIT POLICE OFFICER (DATE LAST EMPLOYED 29-Jan-2020)	40,851.20	42,515.20	1,664.00	24,723.05	6,010.64	0.00	30,733.69
0000302974	*JOURNEYMAN ET-COMPUTER MAINT	52,936.00	55,057.60	2,121.60	58,720.07	40,675.25	225.00	99,620.32
0000314837	*JOURNEYMAN ET-RAIL CAR MAINT	52,936.00	54,537.60	1,601.60	57,645.80	61,366.20	225.00	119,237.00
0000304411	DIVISION DISPATCHER	61,193.60	63,585.60	2,392.00	64,309.81	2,845.03	0.00	67,154.84
0000342927	*JOURNEYMAN ELEC POWER ELECT	45,926.40	47,320.00	1,393.60	48,009.11	21,371.78	225.00	69,605.89
0000330457	SUPV BUS MAINTENANCE	60,756.80	60,756.80	0.00	59,880.07	3,721.07	5,485.92	69,087.06
0000326278	*JOURNEYMAN ET-TRAIN CONTROL	52,936.00	54,537.60	1,601.60	59,187.44	42,740.27	225.00	102,152.71
0000327310	SUPV CAR REPAIR INSPECTION	62,608.00	62,608.00	0.00	63,703.06	834.44	0.00	64,537.50
0000302827	CONTRACT PROFESSIONAL	0.00	0.00	0.00	64,244.06	3,487.90	0.00	67,731.96
0000336105	TECHNICAL WRITER	70,267.60	70,267.60	0.00	70,343.23	0.00	0.00	70,343.23
0000331217	*BUS OPERATOR	48,193.60	49,649.60	1,456.00	49,174.42	7,500.32	1,327.88	58,002.62



## MARTOC REPORT

EE NUMBER	TITLE	FY 19 BASE SALARY	FY 20 BASE SALARY	DIFFERENCE +/-	REGULAR EARNINGS	OVERTIME EARNINGS	OTHER EARNINGS	TOTAL EARNINGS
0000342157	*BUS OPERATOR	34,070.40	38,729.60	4,659.20	32,415.31	7,305.61	0.00	39,720.92
0000332295	*JOURNEYMAN ET-TELEPHONE MAINT	52,936.00	54,537.60	1,601.60	54,851.63	8,351.36	225.00	63,427.99
0000322136	*JOURNEYMAN BUS TECHNICIAN	52,124.80	53,705.60	1,580.80	54,644.22	7,969.70	225.00	62,838.92
0000341812	*BUS OPERATOR	34,070.40	38,729.60	4,659.20	19,777.24	2,549.20	1,620.63	23,947.07
0000337157	*BUS OPERATOR	41,121.60	46,030.40	4,908.80	38,185.42	3,042.11	645.89	41,873.42
0000322106	*BUS OPERATOR	48,193.60	49,649.60	1,456.00	49,158.38	10,299.55	3,598.43	63,056.36
0000338936	TRANSIT POLICE OFFICER SR (DATE LAST EMPLOYED 23-Jan-2020)	45,947.20	49,691.20	3,744.00	31,178.55	11,259.68	1,863.42	44,301.65
0000321917	*JOURNEYMAN BUS TECHNICIAN	52,124.80	53,705.60	1,580.80	58,314.23	18,431.72	225.00	76,970.95
0000342154	*BUS OPERATOR	34,070.40	38,729.60	4,659.20	32,450.85	4,317.72	1,145.32	37,913.89
0000328851	*SERVICEPERSON I	36,899.20	38,022.40	1,123.20	38,788.28	9,188.31	0.00	47,976.59
0000315365	TRANSIT POLICE OFFICER SR	60,465.60	60,465.60	0.00	56,743.35	3,537.80	3,007.50	63,288.65
0000336984	*BUS OPERATOR	41,121.60	46,030.40	4,908.80	42,404.69	10,591.04	1,223.68	54,219.41
0000326004	INSTRUCTOR CENTRAL MAINTENANCE	63,211.20	63,211.20	0.00	64,070.92	14,222.84	7,779.84	86,073.60
0000333793	*BUS OPERATOR	48,193.60	49,649.60	1,456.00	48,001.70	10,597.71	2,415.28	61,014.69
0000302435	SUPV BUS TRANSPORTATION	60,028.80	62,379.20	2,350.40	64,176.24	39,413.65	5,998.00	109,587.89
0000331405	DISPATCHER RADIO COMMUNICATION	56,555.20	58,822.40	2,267.20	54,950.86	5,989.36	3,605.12	64,545.34
0000312685	QA ENGINEER (DATE LAST EMPLOYED 01-May-2020)	88,501.40	88,501.40	0.00	72,060.04	0.00	7,751.03	79,811.07
0000343264	*BUS OPERATOR	35,110.40	35,110.40	0.00	34,157.38	4,573.34	0.00	38,730.72
0000337591	*BUS OPERATOR	41,121.60	46,030.40	4,908.80	36,126.90	4,691.21	1,517.85	42,335.96
0000343553	*BUS OPERATOR	35,110.40	35,110.40	0.00	18,588.20	1,778.65	0.00	20,366.85
0000333088	*BUS OPERATOR	48,193.60	49,649.60	1,456.00	50,494.61	7,857.57	556.08	58,908.26
0000339066	*BUS OPERATOR	37,585.60	42,369.60	4,784.00	38,994.47	2,821.77	1,894.58	43,710.82
0000342972	*BUS OPERATOR	34,070.40	35,110.40	1,040.00	34,001.26	2,864.04	0.00	36,865.30
0000323732	*JOURNEYMAN RAIL CAR MECHANIC	50,939.20	47,320.00	-3,619.20	52,284.86	17,461.86	225.00	69,971.72
0000342232	*BUS OPERATOR	34,070.40	38,729.60	4,659.20	37,457.71	6,488.87	0.00	43,946.58
0000302882	*BUS OPERATOR	48,713.60	50,169.60	1,456.00	47,037.01	158.81	0.00	47,195.82
0000339730	*BUS OPERATOR	37,585.60	42,369.60	4,784.00	37,129.45	6,313.20	0.00	43,442.65
0000316116	FIELD INSPECTOR	60,430.50	60,430.50	0.00	61,268.23	7,846.04	3,698.63	72,812.90
0000322233	SUPV CAR REPAIR INSPECTION	63,814.40	63,814.40	0.00	64,762.48	3,492.60	3,068.00	71,323.08
0000344608	*JOURNEYMAN TRACK MAINTAINER	47,320.00	47,320.00	0.00	20,546.81	1,458.88	0.00	22,005.69
0000330450	*JOURNEYMAN RAIL CAR MECHANIC	52,936.00	54,537.60	1,601.60	55,720.80	18,136.16	1,273.80	75,130.76
0000320696	TRANSIT POLICE OFFICER SPECIAL	62,878.40	62,878.40	0.00	66,259.63	44,152.44	0.00	110,412.07
0000333275	*BUS OPERATOR	34,070.40	35,110.40	1,040.00	35,667.41	4,103.69	0.00	39,771.10
0000320318	*BUS DISPATCHER (BLOCKOUT)	47,112.00	49,275.20	2,163.20	51,894.52	21,705.48	0.00	73,600.00
0000334170	*BUS OPERATOR	48,193.60	49,649.60	1,456.00	43,805.18	2,759.53	2,672.40	49,237.11

## MARTOC REPORT

EE NUMBER	TITLE	FY 19 BASE SALARY	FY 20 BASE SALARY	DIFFERENCE +/-	REGULAR EARNINGS	OVERTIME EARNINGS	OTHER EARNINGS	TOTAL EARNINGS
0000306372	OFFICE ADMINISTRATOR II	61,398.22	61,398.22	0.00	59,271.60	0.00	2,833.81	62,105.41
0000323174	DIR QUALITY ASSURANCE	110,394.70	120,000.14	9,605.44	116,134.79	0.00	8,368.24	124,503.03
0000335284	MOBILITY CUSTOMER CARE REP (DATE LAST EMPLOYED 03-Apr-2020)	40,930.50	40,930.50	0.00	28,134.28	639.40	94.67	28,868.35
0000304889	*JOURNEYMAN RAIL CAR MECHANIC	52,644.80	55,057.60	2,412.80	52,751.18	11,404.01	225.00	64,380.19
0000330888	SUPV RAIL LINE	48,193.60	58,968.00	10,774.40	55,525.06	8,675.91	1,482.88	65,683.85
0000335374	*RAIL OPERATOR	44,678.40	49,649.60	4,971.20	28,103.01	1,937.53	4,133.34	34,173.88
0000305906	WARRANTY SPECIALIST	77,109.76	80,000.18	2,890.42	77,973.05	0.00	9,080.23	87,053.28
0000321621	INSTRUCTOR BUS OPERATIONS	60,028.80	60,028.80	0.00	60,765.08	6,072.48	2,308.80	69,146.36
0000337865	*BUS OPERATOR	41,121.60	46,030.40	4,908.80	31,095.79	686.16	2,727.59	34,509.54
0000334418	*BUS OPERATOR	44,678.40	49,649.60	4,971.20	21,749.69	2,132.96	1,575.56	25,458.21
0000339944	*BUS OPERATOR	37,585.60	42,369.60	4,784.00	39,944.48	8,196.55	0.00	48,141.03
0000330968	*BUS OPERATOR	48,193.60	49,649.60	1,456.00	48,694.21	6,314.85	2,471.28	57,480.34
0000337651	*RAIL OPERATOR	41,121.60	46,030.40	4,908.80	43,982.19	8,521.52	1,726.90	54,230.61
0000331313	SUPV CAR REPAIR INSPECTION	63,211.20	63,211.20	0.00	65,849.51	21,701.69	0.00	87,551.20
0000305832	*JOURNEYMAN RAIL CAR MECHANIC	52,936.00	54,537.60	1,601.60	57,497.63	5,420.57	225.00	63,143.20
0000305392	*BUS OPERATOR	48,713.60	50,169.60	1,456.00	50,153.90	11,209.75	1,901.60	63,265.25
0000319776	SUPT RAIL CAR APPEARANCE	73,675.16	73,675.16	0.00	74,337.87	0.00	10,490.99	84,828.86
0000304945	*SERVICEPERSON V	50,502.40	52,020.80	1,518.40	52,131.93	13,843.31	800.32	66,775.56
0000334872	*RAIL OPERATOR	37,585.60	42,369.60	4,784.00	35,925.35	5,405.52	0.00	41,330.87
0000303106	*SERVICEPERSON II	37,419.20	38,542.40	1,123.20	38,863.01	320.94	0.00	39,183.95
0000334843	*BUS OPERATOR	44,678.40	49,649.60	4,971.20	46,222.88	19,299.24	3,731.52	69,253.64
0000306286	SUPT RAIL LINE	71,644.04	71,644.04	0.00	71,116.93	0.00	10,948.69	82,065.62
0000335924	*BUS OPERATOR	44,678.40	49,649.60	4,971.20	41,228.14	12,426.72	7,071.45	60,726.31
0000304159	*PT BUS OPERATOR	0.00	0.00	0.00	20,013.66	0.00	81.90	20,095.56
0000310754	*BUS OPERATOR	48,193.60	49,649.60	1,456.00	49,801.13	5,780.76	0.00	55,581.89
0000335894	CONTRACT SPECIALIST III	78,828.88	78,828.88	0.00	78,831.00	0.00	4,851.03	83,682.03
0000334385	*JOURNEYMAN ET-TRAIN CONTROL	52,936.00	54,537.60	1,601.60	55,916.85	27,644.82	1,410.24	84,971.91
0000338080	AGM INTERNAL AUDIT	183,818.44	183,818.44	0.00	183,822.02	0.00	0.00	183,822.02
0000333594	*JOURNEYMAN ET-RADIO MAINT	52,936.00	54,537.60	1,601.60	59,705.12	47,655.96	225.00	107,586.08
0000341964	*JOURNEYMAN TRACK MAINTAINER	45,926.40	51,667.20	5,740.80	51,829.55	8,179.91	0.00	60,009.46
0000339452	*JOURNEYMAN ET-RAIL CAR MAINT	50,148.80	54,537.60	4,388.80	52,712.17	345.36	225.00	53,282.53
0000341618	*JOURNEYMAN ET-TRAIN CONTROL	49,774.40	51,667.20	1,892.80	53,449.41	37,732.21	450.00	91,631.62
0000304746	SUPV PARKING SVC	36,094.50	36,094.50	0.00	37,963.39	4,402.75	0.00	42,366.14
0000343016	GRANTS ADMINISTRATOR	65,000.26	65,000.26	0.00	65,075.54	0.00	0.00	65,075.54

## MARTOC REPORT

EE NUMBER	TITLE	FY 19	FY 20	DIFFERENCE	REGULAR	OVERTIME	OTHER	TOTAL
		BASE SALARY	BASE SALARY	+/-	EARNINGS	EARNINGS	EARNINGS	EARNINGS
0000337028	TRANSIT POLICE OFFICER SR (DATE LAST EMPLOYED 19-Mar-2020)	49,691.20	51,708.80	2,017.60	39,603.42	14,396.77	4,400.22	58,400.41
0000320613	*SERVICEPERSON I (A)	37,440.00	38,563.20	1,123.20	38,641.00	3,834.00	0.00	42,475.00
0000326985	CONTRACT EMP ADMIN SUPPORT (DATE LAST EMPLOYED 28-Feb-2020)	0.00	0.00	0.00	21,828.34	0.00	0.00	21,828.34
0000321797	MGR ELEC & MECH ENGINEERING	112,927.36	112,927.36	0.00	112,931.86	0.00	8,686.74	121,618.60
0000342234	CONTRACT EMP ADMIN SUPPORT	0.00	0.00	0.00	36,337.21	21.66	0.00	36,358.87
0000302028	*BUS OPERATOR	48,193.60	49,649.60	1,456.00	47,901.80	3,926.93	0.00	51,828.73
0000315791	ROOF INSPECTOR II	62,236.46	62,236.46	0.00	62,812.01	0.00	5,984.30	68,796.31
0000304090	*BUS OPERATOR	43,534.40	50,169.60	6,635.20	47,807.38	5,636.45	0.00	53,443.83
0000307142	SYSTEM SAFETY AUDITOR	91,301.60	91,301.60	0.00	91,298.87	0.00	0.00	91,298.87
0000306561	*JOURNEYMAN ET-RAIL CAR MAINT	52,936.00	54,537.60	1,601.60	55,837.41	11,252.10	225.00	67,314.51
0000334857	*RAIL OPERATOR	44,678.40	49,649.60	4,971.20	46,552.26	6,750.15	4,363.17	57,665.58
0000341809	SR DIR TOD & REAL ESTATE	140,080.20	140,080.20	0.00	198,578.52	0.00	7,460.17	206,038.69
0000335357	MGR ENTERPRISE NETWORK OPS	117,472.42	117,472.42	0.00	115,280.03	0.00	11,187.91	126,467.94
0000317817	SR TRANSIT SYSTEMS PLANNER	81,871.92	97,263.66	15,391.74	83,345.82	0.00	1,546.98	84,892.80
0000340779	*BUS OPERATOR	34,070.40	38,729.60	4,659.20	35,310.58	5,342.53	1,440.54	42,093.65
0000331800	REDUCED FARE REPRESENTATIVE	35,958.00	35,958.00	0.00	30,204.19	161.52	1,346.55	31,712.26
0000315281	*BUS OPERATOR	48,193.60	49,649.60	1,456.00	50,768.99	20,876.05	3,116.37	74,761.41
0000337705	*JOURNEYMAN ELEC POWER ELECT	52,936.00	54,537.60	1,601.60	52,936.01	7,503.42	2,094.36	62,533.79
0000324719	FOREMAN TRAIN CONTROL	63,211.20	63,211.20	0.00	65,371.78	31,478.74	6,685.80	103,536.32
0000344208	*JOURNEYMAN BUS TECHNICIAN	47,320.00	47,320.00	0.00	27,607.00	1,657.78	0.00	29,264.78
0000302424	MAINTENANCE PLANNER BUS	62,982.40	62,982.40	0.00	64,001.56	2,038.80	0.00	66,040.36
0000341410	CONTRACT SPECIALIST II	63,988.86	63,988.86	0.00	64,067.29	0.00	0.00	64,067.29
0000330886	*BUS OPERATOR	48,193.60	49,649.60	1,456.00	53,391.39	16,906.00	4,350.07	74,647.46
0000341494	*MATERIAL CONTROLLER	43,118.40	46,529.60	3,411.20	45,806.06	311.31	0.00	46,117.37
0000319604	*JOURNEYMAN RAIL CAR MECHANIC	52,936.00	54,537.60	1,601.60	54,586.51	910.97	225.00	55,722.48
0000302475	*JOURNEYMAN ET-RAIL CAR MAINT	53,456.00	55,057.60	1,601.60	57,034.53	24,206.26	225.00	81,465.79
0000341601	*BUS OPERATOR	34,070.40	38,729.60	4,659.20	38,262.90	5,847.31	0.00	44,110.21
0000333098	*BUS OPERATOR	48,193.60	49,649.60	1,456.00	26,116.75	1,910.87	3,589.05	31,616.67
0000302065	*JOURNEYMAN RAIL CAR MECHANIC	52,936.00	54,537.60	1,601.60	59,924.76	20,103.89	225.00	80,253.65
0000322111	*BUS OPERATOR	48,193.60	49,649.60	1,456.00	50,725.25	14,197.01	0.00	64,922.26
0000302381	*BUS OPERATOR	48,713.60	50,169.60	1,456.00	51,516.22	11,580.80	0.00	63,097.02
0000315197	*RAIL OPERATOR	48,193.60	49,649.60	1,456.00	24,041.36	0.00	0.00	24,041.36
0000337704	*JOURNEYMAN ET-TRAIN CONTROL	52,936.00	54,537.60	1,601.60	56,148.00	25,853.13	225.00	82,226.13
0000342963	*BUS OPERATOR	34,070.40	35,110.40	1,040.00	34,946.87	7,193.46	0.00	42,140.33
0000317200	FOREMAN TRACK & STRCT	52,124.80	60,777.60	8,652.80	63,786.96	25,263.20	0.00	89,050.16

**METROPOLITAN ATLANTA RAPID TRANSIT AUTHORITY (MARTA)**  
**MARTOC REPORT**

EE NUMBER	TITLE	FY 19 BASE SALARY	FY 20 BASE SALARY	DIFFERENCE +/-	REGULAR EARNINGS	OVERTIME EARNINGS	OTHER EARNINGS	TOTAL EARNINGS
0000322669	*JOURNEYMAN ELEC POWER ELECT	52,936.00	54,537.60	1,601.60	47,196.62	15,280.69	3,208.00	65,685.31
0000334166	*BUS OPERATOR	48,193.60	49,649.60	1,456.00	35,995.71	5,725.42	3,233.27	44,954.40
0000343779	*BUS OPERATOR	35,110.40	35,110.40	0.00	25,461.75	5,281.59	0.00	30,743.34
0000322095	TRANSIT POLICE OFFICER SR	60,465.60	60,465.60	0.00	62,023.58	15,338.29	4,386.28	81,748.15
0000306251	TRANSIT POLICE SERGEANT	72,758.40	72,758.40	0.00	76,254.06	17,437.80	1,489.80	95,181.66
0000323598	*BUS OPERATOR	48,193.60	49,649.60	1,456.00	51,415.86	7,306.16	0.00	58,722.02
0000315131	SUPV FARE COLLECTION OPERATION	66,417.00	66,417.00	0.00	67,923.86	1,869.67	0.00	69,793.53
0000335378	MGR QUALITY CONTROL	93,699.06	93,699.06	0.00	94,199.50	0.00	0.00	94,199.50
0000321042	*JOURNEYMAN SUPPORT EQUIPMENT	52,936.00	54,537.60	1,601.60	55,003.52	7,152.56	428.60	62,584.68
0000323252	SUPV BUS TRANSPORTATION	60,028.80	62,379.20	2,350.40	65,693.76	12,883.60	5,368.21	83,945.57
0000306541	*RAIL OPERATOR	48,713.60	50,169.60	1,456.00	54,109.03	17,373.99	0.00	71,483.02
0000329322	*JOURNEYMAN RAIL CAR MECHANIC	52,936.00	54,537.60	1,601.60	55,765.68	32,476.80	225.00	88,467.48
0000304331	*MATERIAL CONTROLLER	49,649.60	51,126.40	1,476.80	54,706.68	3,377.86	0.00	58,084.54
0000337143	*BUS OPERATOR	41,121.60	46,030.40	4,908.80	45,885.34	18,452.56	0.00	64,337.90
0000339161	CONTRACT PROFESSIONAL	0.00	0.00	0.00	63,415.75	1,534.50	0.00	64,950.25
0000327121	SUPV BUS TRANSPORTATION	56,576.00	58,843.20	2,267.20	60,522.93	3,624.20	1,360.00	65,507.13
0000302015	*BUS OPERATOR	48,193.60	49,649.60	1,456.00	52,857.42	15,490.64	0.00	68,348.06
0000304020	MGR REVENUE ADMINISTRATION	89,305.84	89,305.84	0.00	89,303.11	0.00	0.00	89,303.11
0000323026	*JOURNEYMAN BUS TECHNICIAN	52,124.80	53,705.60	1,580.80	54,973.80	10,924.91	225.00	66,123.71
0000333873	*BUS OPERATOR	48,193.60	49,649.60	1,456.00	51,328.05	8,870.53	3,027.36	63,225.94
0000306605	*BUS OPERATOR	48,193.60	50,169.60	1,976.00	57,657.56	38,994.83	0.00	96,652.39
0000305274	*STATION AGENT	43,617.60	44,928.00	1,310.40	46,062.92	220.19	0.00	46,283.11
0000304371	*MATERIAL CONTROLLER LEAD	50,627.20	52,166.40	1,539.20	54,466.78	3,148.92	0.00	57,615.70
0000339729	*JOURNEYMAN RAIL CAR MECHANIC	48,776.00	47,320.00	-1,456.00	49,327.95	1,411.69	1,378.92	52,118.56
0000328297	*JOURNEYMAN SUPPORT EQUIPMENT	52,936.00	54,537.60	1,601.60	56,601.12	12,725.52	225.00	69,551.64
0000304060	*JOURNEYMAN TRACK WALKER	52,936.00	54,537.60	1,601.60	51,168.39	14,833.03	2,278.80	68,280.22
0000342604	*BUS OPERATOR	34,070.40	38,729.60	4,659.20	35,415.11	2,568.15	405.12	38,388.38
0000322333	SUPV BUS MAINTENANCE	60,756.80	60,756.80	0.00	62,272.63	12,481.20	7,594.60	82,348.43
0000306233	SCHEDULE DISTRIBUTION CLERK	31,453.50	31,453.50	0.00	32,834.67	9,929.92	5,450.46	48,215.05
0000322365	*BUS OPERATOR	48,193.60	49,649.60	1,456.00	47,110.03	6,127.09	2,083.68	55,320.80
0000321361	*SERVICEPERSON V	48,006.40	51,500.80	3,494.40	50,242.64	12,133.76	0.00	62,376.40
0000324946	*RAIL OPERATOR	48,193.60	49,649.60	1,456.00	36,540.71	1,308.24	4,918.06	42,767.01
0000344067	*BUS OPERATOR	35,110.40	35,110.40	0.00	21,816.54	1,950.50	0.00	23,767.04
0000314909	MGR OCCUPATIONAL MEDICAL SCVS	90,879.10	90,879.10	0.00	88,804.40	0.00	8,718.08	97,522.48

**METROPOLITAN ATLANTA RAPID TRANSIT AUTHORITY (MARTA)**  
**MARTOC REPORT**

EE NUMBER	TITLE	FY 19 BASE SALARY	FY 20 BASE SALARY	DIFFERENCE +/-	REGULAR EARNINGS	OVERTIME EARNINGS	OTHER EARNINGS	TOTAL EARNINGS
0000334757	*BUS OPERATOR	44,678.40	49,649.60	4,971.20	50,311.42	19,935.59	0.00	70,247.01
0000341613	*BUS OPERATOR	34,070.40	38,729.60	4,659.20	34,430.19	2,977.47	1,860.72	39,268.38
0000306034	SR COST ANALYST	88,309.00	88,309.00	0.00	82,334.75	0.00	18,797.32	101,132.07
0000342891	*BUS OPERATOR	34,070.40	35,110.40	1,040.00	36,453.55	6,252.28	0.00	42,705.83
0000323007	TRANSIT POLICE OFFICER SR	60,465.60	60,465.60	0.00	61,652.64	9,394.87	1,621.10	72,668.61
0000304773	CONTRACT PROFESSIONAL	0.00	0.00	0.00	76,948.38	9,272.34	0.00	86,220.72
0000320556	SR RIGHT OF WAY SPECIALIST	83,064.80	83,064.80	0.00	83,064.41	0.00	9,414.03	92,478.44
0000333265	*STATION AGENT	43,097.60	44,408.00	1,310.40	45,155.50	3,875.78	176.12	49,207.40
0000337879	*BUS OPERATOR	41,121.60	46,030.40	4,908.80	44,838.68	11,245.48	0.00	56,084.16
0000342631	OFFICE ADMINISTRATOR II	55,884.14	55,884.14	0.00	49,288.98	3,443.59	0.00	52,732.57
0000336175	*BUS OPERATOR	41,121.60	46,030.40	4,908.80	43,182.21	5,106.42	4,588.17	52,876.80
0000304943	*RAIL OPERATOR	48,713.60	50,169.60	1,456.00	50,779.05	6,588.39	0.00	57,367.44
0000302691	MGR SPEC PROJECTS & ANALYSIS	105,320.80	115,852.88	10,532.08	104,138.98	0.00	11,711.96	115,850.94
0000336332	*BUS OPERATOR	34,070.40	35,110.40	1,040.00	33,904.81	4,417.32	0.00	38,322.13
0000339949	*BUS OPERATOR	37,585.60	42,369.60	4,784.00	40,766.46	11,542.65	0.00	52,309.11
0000333036	TRANSIT POLICE OFFICER SR	55,931.20	58,156.80	2,225.60	55,072.38	22,334.67	4,473.60	81,880.65
0000330992	RAIL SERVICES CONTROLLER	62,587.20	71,552.00	8,964.80	68,696.46	14,158.39	3,021.92	85,876.77
0000341510	TRANSIT POLICE OFFICER	44,200.00	47,798.40	3,598.40	48,379.44	21,086.06	0.00	69,465.50
0000304057	*JOURNEYMAN ET-HVAC	53,456.00	55,057.60	1,601.60	54,690.58	39.71	225.00	54,955.29
0000304991	PLANNER ELECTRICAL MAINTENANCE	60,444.80	60,444.80	0.00	65,585.77	29,005.13	1,155.60	95,746.50
0000303978	CLAIMS ADJUSTER III-WKRS COMP	68,709.68	68,709.68	0.00	68,259.09	0.00	6,254.35	74,513.44
0000332339	*SERVICEPERSON I	36,899.20	38,022.40	1,123.20	39,097.65	5,497.98	0.00	44,595.63
0000322103	DISPATCHER RADIO COMMUNICATION	58,281.60	60,548.80	2,267.20	58,738.04	5,670.09	5,589.12	69,997.25
0000320434	*SERVICEPERSON I	36,899.20	38,022.40	1,123.20	22,113.69	0.00	0.00	22,113.69
0000341165	*BUS OPERATOR	34,070.40	38,729.60	4,659.20	38,156.38	13,194.66	0.00	51,351.04
0000322543	*BUS OPERATOR	48,193.60	49,649.60	1,456.00	46,193.21	1,530.15	3,323.51	51,046.87
0000327329	PERFORMANCE ANALYST	78,785.98	78,785.98	0.00	78,494.44	0.00	294.20	78,788.64
0000302704	SUPV RAIL LINE	63,793.60	63,793.60	0.00	70,013.75	19,642.50	858.76	90,515.01
0000335758	COMMUNICATIONS COORD IOC	48,380.80	48,380.80	0.00	49,217.61	1,982.81	1,860.80	53,061.22
0000334664	*BUS OPERATOR (DATE LAST EMPLOYED 12-Nov-2019)	44,678.40	48,193.60	3,515.20	20,621.10	4,529.78	0.00	25,150.88
0000341390	TRANSIT POLICE OFFICER	44,200.00	45,947.20	1,747.20	46,968.61	13,541.83	2,650.80	63,161.24
0000302111	SAFETY OPERATIONAL OFFICER	73,476.00	73,476.00	0.00	74,214.92	438.96	10,173.60	84,827.48
0000319274	*JOURNEYMAN ET-HVAC	52,936.00	54,537.60	1,601.60	54,609.67	1,049.80	225.00	55,884.47
0000335785	PROJECT MANAGER II (DATE LAST EMPLOYED 22-Nov-2019)	104,672.88	104,672.88	0.00	44,282.33	0.00	8,559.03	52,841.36
0000344197	PROTECTIVE SPEC POLICE CADET	31,200.00	31,200.00	0.00	18,575.00	1,946.26	0.00	20,521.26

## MARTOC REPORT

EE NUMBER	TITLE	FY 19 BASE SALARY	FY 20 BASE SALARY	DIFFERENCE +/-	REGULAR EARNINGS	OVERTIME EARNINGS	OTHER EARNINGS	TOTAL EARNINGS
0000322925	*JOURNEYMAN ET-TRAIN CONTROL	52,936.00	54,537.60	1,601.60	54,600.39	3,777.88	225.00	58,603.27
0000335407	SUPV FARE COLLECTION OPERATION	66,436.50	66,436.50	0.00	68,319.72	9,406.87	1,328.73	79,055.32
0000338909	*BUS OPERATOR	37,585.60	42,369.60	4,784.00	39,520.77	5,446.25	637.44	45,604.46
0000320575	*REVENUE AGENT	45,177.60	47,465.60	2,288.00	46,746.59	1,487.45	0.00	48,234.04
0000306341	*RAIL STATION CLEANER	33,467.20	34,465.60	998.40	32,858.77	24.14	876.91	33,759.82
0000335266	*JOURNEYMAN ET-TRAIN CONTROL	52,936.00	54,537.60	1,601.60	55,296.02	25,477.76	225.00	80,998.78
0000343574	*BUS OPERATOR	35,110.40	35,110.40	0.00	30,289.83	2,770.29	0.00	33,060.12
0000333466	*HOSTLER JUNIOR APPRENTICE	39,436.80	40,622.40	1,185.60	41,719.27	4,467.75	0.00	46,187.02
0000336915	*BUS OPERATOR	41,121.60	46,030.40	4,908.80	46,727.34	6,943.05	0.00	53,670.39
0000343287	*PT BUS OPERATOR	21,944.00	21,944.00	0.00	24,420.52	81.09	0.00	24,501.61
0000327466	*BUS OPERATOR	37,585.60	42,369.60	4,784.00	31,605.28	4,750.23	750.00	37,105.51
0000339826	CRIMINAL JUSTICE INFO TECH REC	32,635.20	32,635.20	0.00	34,487.13	3,475.86	533.05	38,496.04
0000343218	*BUS OPERATOR	34,070.40	35,110.40	1,040.00	36,294.70	4,959.77	0.00	41,254.47
0000323527	*BUS OPERATOR	48,193.60	49,649.60	1,456.00	45,558.21	5,058.62	3,892.56	54,509.39
0000333772	*BUS OPERATOR	48,193.60	49,649.60	1,456.00	48,981.86	9,402.03	4,467.09	62,850.98
0000335624	*RAIL OPERATOR	44,678.40	49,649.60	4,971.20	41,852.47	4,714.40	1,333.49	47,900.36
0000335626	*BUS OPERATOR	44,678.40	49,649.60	4,971.20	40,947.27	11,232.57	2,792.21	54,972.05
0000343099	TRANSIT POLICE OFFICER	39,291.20	44,200.00	4,908.80	44,248.62	2,597.74	0.00	46,846.36
0000332972	*PT BUS OPERATOR	0.00	0.00	0.00	23,109.44	0.00	0.00	23,109.44
0000343269	*BUS OPERATOR	35,110.40	35,110.40	0.00	34,873.23	5,885.21	0.00	40,758.44
0000318109	TRANSIT POLICE SERGEANT	72,758.40	72,758.40	0.00	71,751.97	26,491.96	8,467.62	106,711.55
0000331188	SR CONTRACT SPECIALIST	87,145.76	95,860.18	8,714.42	89,491.00	0.00	4,234.85	93,725.85
0000303152	*SERVICEPERSON I	36,899.20	38,022.40	1,123.20	41,444.36	6,030.02	0.00	47,474.38
0000323608	SAFETY OPERATIONAL OFFICER	72,774.00	72,774.00	0.00	69,783.72	617.00	8,527.62	78,928.34
0000339296	*BUS OPERATOR	37,585.60	42,369.60	4,784.00	41,203.81	6,580.96	0.00	47,784.77
0000330397	*JOURNEYMAN ELEC POWER ELECT	52,936.00	54,537.60	1,601.60	54,412.24	5,019.92	225.00	59,657.16
0000336767	*JOURNEYMAN ET-HVAC (DATE LAST EMPLOYED 24-Mar-2020)	52,936.00	54,537.60	1,601.60	23,826.97	190.88	225.00	24,242.85
0000343230	*BUS OPERATOR (DATE LAST EMPLOYED 24-Jan-2020)	34,070.40	34,070.40	0.00	20,114.23	1,905.93	0.00	22,020.16
0000329162	*BUS OPERATOR	48,193.60	49,649.60	1,456.00	51,313.17	18,844.58	2,617.44	72,775.19
0000302327	*RAIL OPERATOR	48,713.60	50,169.60	1,456.00	55,918.60	18,420.78	0.00	74,339.38
0000337076	*BUS OPERATOR	41,121.60	46,030.40	4,908.80	48,093.90	18,180.78	0.00	66,274.68
0000336232	FIELD INSPECTOR	54,346.50	54,346.50	0.00	56,669.56	14,681.41	2,704.79	74,055.76
0000303550	*JOURNEYMAN AA BUS TECHNICIAN	53,456.00	55,057.60	1,601.60	55,061.99	5,280.36	225.00	60,567.35
0000322681	MAINTENANCE PLANNER BUS	60,985.60	60,985.60	0.00	64,188.40	17,402.44	3,484.40	85,075.24

## MARTOC REPORT

EE NUMBER	TITLE	FY 19	FY 20	DIFFERENCE	REGULAR	OVERTIME	OTHER	TOTAL
		BASE SALARY	BASE SALARY	+/-	EARNINGS	EARNINGS	EARNINGS	EARNINGS
0000305262	*JOURNEYMAN ET-RAIL CAR MAINT (DATE LAST EMPLOYED 01-Jan-2020)	53,456.00	53,456.00	0.00	31,819.57	1,744.39	225.00	33,788.96
0000331997	*BUS OPERATOR	48,193.60	49,649.60	1,456.00	49,836.74	11,941.61	2,448.88	64,227.23
0000331452	*SR TRAFFIC CHECKER	37,606.40	38,750.40	1,144.00	39,741.85	259.29	0.00	40,001.14
0000324539	*RAIL OPERATOR	44,678.40	49,649.60	4,971.20	49,827.71	33,014.05	0.00	82,841.76
0000302842	*BUS OPERATOR	48,713.60	50,169.60	1,456.00	56,355.30	25,415.29	0.00	81,770.59
0000333277	*RAIL OPERATOR	41,121.60	46,030.40	4,908.80	46,464.65	7,726.51	0.00	54,191.16
0000303655	*SERVICEPERSON V	50,502.40	52,020.80	1,518.40	56,340.49	18,412.85	0.00	74,753.34
0000322574	MOBILITY MAINTENANCE FIELD INS	61,588.80	63,980.80	2,392.00	64,580.66	4,788.58	2,614.60	71,983.84
0000333371	*JOURNEYMAN TRACK WALKER	52,936.00	54,537.60	1,601.60	55,367.97	9,538.80	1,777.40	66,684.17
0000317547	WEB DEVELOPER III	83,018.26	83,018.26	0.00	83,061.93	0.00	8,631.41	91,693.34
0000318490	BREEZE MEDIA DIST AGENT	44,733.00	44,733.00	0.00	44,945.69	0.00	0.00	44,945.69
0000307042	*JOURNEYMAN RAIL CAR MECHANIC	48,776.00	47,320.00	-1,456.00	51,370.24	6,161.26	225.00	57,756.50
0000335514	*JOURNEYMAN ET-RADIO MAINT (DATE LAST EMPLOYED 28-Aug-2019)	52,936.00	52,936.00	0.00	11,172.55	11,337.99	0.00	22,510.54
0000316267	*BUS OPERATOR	48,193.60	49,649.60	1,456.00	28,846.49	3,995.14	747.04	33,588.67
0000338896	*BUS OPERATOR	37,585.60	42,369.60	4,784.00	40,328.47	2,139.26	1,955.52	44,423.25
0000344190	*JOURNEYMAN TRACK MAINTAINER	47,320.00	47,320.00	0.00	29,959.56	2,874.56	0.00	32,834.12
0000303451	SUPV BUS & RAIL STORES	68,078.40	68,078.40	0.00	69,005.40	2,331.86	3,927.60	75,264.86
0000326470	*JOURNEYMAN ELEC POWER ELECT	52,936.00	54,537.60	1,601.60	44,497.10	11,394.66	225.00	56,116.76
0000334417	*BUS OPERATOR	44,678.40	49,649.60	4,971.20	49,387.93	7,429.03	2,042.24	58,859.20
0000322191	PRINCIPAL PLANNER/PROJ SCHED	98,539.22	98,539.22	0.00	98,538.33	0.00	0.00	98,538.33
0000343452	*BUS OPERATOR	35,110.40	35,110.40	0.00	31,555.33	5,576.35	0.00	37,131.68
0000337286	*BUS OPERATOR	41,121.60	46,030.40	4,908.80	35,703.86	4,092.65	5,043.77	44,840.28
0000326712	*BUS OPERATOR	48,193.60	49,649.60	1,456.00	47,900.41	9,514.84	5,382.60	62,797.85
0000322539	*BUS OPERATOR	48,193.60	49,649.60	1,456.00	45,739.48	4,468.92	3,016.16	53,224.56
0000315092	*BUS OPERATOR	48,193.60	49,649.60	1,456.00	51,341.77	19,047.17	0.00	70,388.94
0000329346	*JOURNEYMAN BUS TECHNICIAN	52,124.80	53,705.60	1,580.80	54,302.86	489.27	225.00	55,017.13
0000321620	*BUS OPERATOR	48,193.60	49,649.60	1,456.00	56,094.37	29,120.15	0.00	85,214.52
0000343129	*JOURNEYMAN BUS TECHNICIAN	45,926.40	50,252.80	4,326.40	48,772.19	16,691.09	225.00	65,688.28
0000333263	MGR CONSTRUCTION (DATE LAST EMPLOYED 14-Feb-2020)	111,088.64	111,088.64	0.00	72,635.48	0.00	27,100.51	99,735.99
0000307138	FOREMAN COMMUNICATION	52,936.00	60,756.80	7,820.80	57,598.04	45,478.09	699.20	103,775.33
0000326265	*JOURNEYMAN RAIL CAR MECHANIC	52,936.00	54,537.60	1,601.60	54,860.12	6,909.08	225.00	61,994.20
0000342952	*SERVICEPERSON I	33,425.60	36,400.00	2,974.40	36,337.31	4,418.12	0.00	40,755.43
0000343361	*BUS OPERATOR	35,110.40	35,110.40	0.00	28,568.03	2,424.09	2,610.30	33,602.42
0000303446	CONTRACT PROFESSIONAL	0.00	0.00	0.00	52,073.34	2,675.34	0.00	54,748.68

## MARTOC REPORT

EE NUMBER	TITLE	FY 19	FY 20	DIFFERENCE	REGULAR	OVERTIME	OTHER	TOTAL
		BASE SALARY	BASE SALARY	+/-	EARNINGS	EARNINGS	EARNINGS	EARNINGS
0000304918	*JOURNEYMAN RAIL CAR MECHANIC	53,456.00	55,057.60	1,601.60	57,727.12	12,418.51	225.00	70,370.63
0000330387	*JOURNEYMAN ELEC POWER ELECT	52,936.00	54,537.60	1,601.60	52,964.22	18,824.12	225.00	72,013.34
0000323622	*BUS OPERATOR	48,193.60	49,649.60	1,456.00	51,055.82	14,296.95	0.00	65,352.77
0000302767	CONTRACT PROFESSIONAL (DATE LAST EMPLOYED 31-Mar-2020)	0.00	0.00	0.00	40,825.40	18,828.87	0.00	59,654.27
0000303199	CONTRACT INSTRUCTOR (DATE LAST EMPLOYED 06-Dec-2019)	0.00	0.00	0.00	24,779.37	3,436.14	0.00	28,215.51
0000305241	*BUS OPERATOR	48,193.60	50,169.60	1,976.00	50,975.41	11,556.33	0.00	62,531.74
0000334067	TRANSIT POLICE OFFICER SR	53,768.00	55,931.20	2,163.20	56,909.36	26,694.70	0.00	83,604.06
0000304195	CONTRACT INSTRUCTOR (DATE LAST EMPLOYED 06-Dec-2019)	0.00	0.00	0.00	22,619.52	0.00	0.00	22,619.52
0000335208	*JOURNEYMAN ET-RADIO MAINT	52,936.00	54,537.60	1,601.60	56,387.72	17,913.99	225.00	74,526.71
0000335114	*BUS OPERATOR	44,678.40	49,649.60	4,971.20	36,239.86	3,171.31	4,159.07	43,570.24
0000328223	PROJECT MANAGER II	102,547.64	102,547.64	0.00	102,546.78	0.00	3,944.14	106,490.92
0000344209	*JOURNEYMAN BUS TECHNICIAN	47,320.00	47,320.00	0.00	27,646.84	5,121.52	0.00	32,768.36
0000305519	SUPV PARKING SVC	33,598.50	33,598.50	0.00	31,557.11	2,911.46	4,249.55	38,718.12
0000332872	TRANSIT POLICE OFFICER SR	49,691.20	51,708.80	2,017.60	50,488.65	6,806.38	3,950.82	61,245.85
0000331746	CONTRACT PROFESSIONAL	0.00	0.00	0.00	101,293.76	3,043.28	0.00	104,337.04
0000325272	TRANSIT POLICE SERGEANT	67,288.00	69,971.20	2,683.20	69,415.47	31,875.18	5,965.66	107,256.31
0000340620	*PT BUS OPERATOR	0.00	0.00	0.00	21,660.70	0.00	0.00	21,660.70
0000332612	*RAIL OPERATOR	48,193.60	49,649.60	1,456.00	49,861.06	14,867.72	0.00	64,728.78
0000342975	*BUS OPERATOR	34,070.40	35,110.40	1,040.00	36,049.22	5,021.44	0.00	41,070.66
0000338826	*RAIL STATION CLEANER	31,179.20	33,945.60	2,766.40	33,726.90	392.04	0.00	34,118.94
0000344325	*JOURNEYMAN BUS TECHNICIAN	47,320.00	47,320.00	0.00	25,464.91	2,664.21	0.00	28,129.12
0000343063	*BUS OPERATOR	34,070.40	35,110.40	1,040.00	35,999.86	7,834.85	0.00	43,834.71
0000335555	TRANSIT POLICE OFFICER SR (DATE LAST EMPLOYED 28-Feb-2020)	47,798.40	49,691.20	1,892.80	30,728.50	4,453.72	79.86	35,262.08
0000332894	*BUS OPERATOR	48,193.60	49,649.60	1,456.00	43,746.95	1,646.15	3,195.92	48,589.02
0000304929	*BUS OPERATOR	48,713.60	50,169.60	1,456.00	36,368.03	256.81	1,124.16	37,749.00
0000341090	TRANSIT POLICE OFFICER	44,200.00	45,947.20	1,747.20	46,507.55	3,318.65	2,694.98	52,521.18
0000343362	*BUS OPERATOR (DATE LAST EMPLOYED 15-May-2020)	35,110.40	35,110.40	0.00	23,797.38	1,915.21	0.00	25,712.59
0000304268	*BUS OPERATOR	48,193.60	49,649.60	1,456.00	54,873.34	21,604.09	0.00	76,477.43
0000316339	*JOURNEYMAN ELEC POWER ELECT	52,936.00	54,537.60	1,601.60	54,606.68	19,016.72	2,908.76	76,532.16
0000337032	CONTRACT PROFESSIONAL (DATE LAST EMPLOYED 30-Jun-2020)	0.00	0.00	0.00	121,030.00	1,332.50	0.00	122,362.50
0000334064	TRANSIT POLICE OFFICER SR	60,465.60	60,465.60	0.00	57,529.56	11,130.45	7,039.22	75,699.23
0000343426	*BUS OPERATOR	35,110.40	35,110.40	0.00	32,187.32	5,221.15	0.00	37,408.47
0000334833	CIVIL ENGINEER VI (DATE LAST EMPLOYED 31-Jan-2020)	103,415.78	103,415.78	0.00	63,637.35	0.00	3,351.74	66,989.09
0000338903	*BUS OPERATOR	37,585.60	42,369.60	4,784.00	39,548.10	7,716.61	0.00	47,264.71



## MARTOC REPORT

EE NUMBER	TITLE	FY 19	FY 20	DIFFERENCE	REGULAR	OVERTIME	OTHER	TOTAL
		BASE SALARY	BASE SALARY	+/-	EARNINGS	EARNINGS	EARNINGS	EARNINGS
0000340768	PROTECTIVE SPEC POLICE CADET	31,200.00	31,200.00	0.00	31,821.20	589.43	4,860.00	37,270.63
0000334849	*BUS OPERATOR	44,678.40	49,649.60	4,971.20	50,384.04	12,373.81	190.96	62,948.81
0000342306	*BUS OPERATOR	34,070.40	38,729.60	4,659.20	35,234.20	7,717.95	1,708.52	44,660.67
0000339548	*BUS OPERATOR	34,070.40	38,729.60	4,659.20	39,834.90	7,507.06	0.00	47,341.96
0000336906	*BUS OPERATOR	41,121.60	46,030.40	4,908.80	40,273.63	4,097.87	2,246.26	46,617.76
0000339386	*BUS OPERATOR	37,585.60	42,369.60	4,784.00	38,067.69	13,319.04	0.00	51,386.73
0000333264	*RAIL STATION CLEANER	32,947.20	33,945.60	998.40	34,217.56	35.64	0.00	34,253.20
0000304280	FOREMAN PAINT SHOP FACILITIES	63,772.80	63,772.80	0.00	67,343.14	27,664.66	0.00	95,007.80
0000320449	CONTRACT EMP ADMIN SUPPORT	0.00	0.00	0.00	22,596.98	594.80	0.00	23,191.78
0000332093	*BUS OPERATOR	48,193.60	49,649.60	1,456.00	48,596.25	2,637.23	1,297.52	52,531.00
0000317606	*BUS OPERATOR	48,193.60	49,649.60	1,456.00	48,416.38	6,354.63	2,645.44	57,416.45
0000338965	ARCHITECT IV (DATE LAST EMPLOYED 07-Jan-2020)	68,569.28	68,569.28	0.00	37,446.55	0.00	396.65	37,843.20
0000303125	MAINTENANCE PLANNER BUS	64,396.80	64,396.80	0.00	67,776.92	19,217.52	7,606.08	94,600.52
0000337785	CJIT-POLICE DISPATCHER	39,707.20	41,766.40	2,059.20	42,751.23	16,273.73	0.00	59,024.96
0000342261	*BUS OPERATOR	34,070.40	38,729.60	4,659.20	37,496.16	8,777.58	0.00	46,273.74
0000338214	*BUS OPERATOR	41,121.60	46,030.40	4,908.80	44,334.29	9,462.94	0.00	53,797.23
0000304134	CONTRACT EMP PT POLICE OFFICER	0.00	0.00	0.00	26,265.02	309.00	0.00	26,574.02
0000319937	*SERVICEPERSON I	36,899.20	38,022.40	1,123.20	33,358.28	1,617.66	5,315.84	40,291.78
0000319098	COST ANALYST	80,932.54	80,932.54	0.00	80,298.25	0.00	10,547.02	90,845.27
0000302833	DEPARTMENT ADMINISTRATOR (DATE LAST EMPLOYED 01-Mar-2020)	80,385.50	80,385.50	0.00	72,944.46	0.00	6,497.21	79,441.67
0000306119	*BUS OPERATOR (DATE LAST EMPLOYED 01-Feb-2020)	37,585.60	38,729.60	1,144.00	21,213.56	3,721.59	144.56	25,079.71
0000331206	*BUS OPERATOR	48,193.60	49,649.60	1,456.00	46,873.59	7,895.02	4,869.76	59,638.37
0000335299	*BUS OPERATOR	44,678.40	49,649.60	4,971.20	41,782.60	7,117.02	2,145.19	51,044.81
0000340101	*BUS OPERATOR	37,585.60	42,369.60	4,784.00	37,545.74	7,160.94	3,686.43	48,393.11
0000305230	COMPENSATION ANALYST III	83,590.00	83,590.00	0.00	83,591.45	0.00	3,215.01	86,806.46
0000305810	*BUS OPERATOR	44,678.40	49,649.60	4,971.20	48,424.41	3,702.99	0.00	52,127.40
0000341330	*BUS OPERATOR	34,070.40	38,729.60	4,659.20	33,057.74	4,083.07	1,092.40	38,233.21
0000305188	*BUS DISPATCHER (BLOCKOUT)	48,817.60	50,273.60	1,456.00	46,559.18	2,840.79	2,440.88	51,840.85
0000302534	*BUS OPERATOR	48,193.60	50,169.60	1,976.00	49,812.33	11,203.83	2,084.56	63,100.72
0000321357	FIELD INSPECTOR (DATE LAST EMPLOYED 01-Jun-2020)	61,795.50	61,795.50	0.00	44,841.46	6,306.29	13,408.28	64,556.03
0000329427	*JOURNEYMAN RAIL CAR MECHANIC	52,936.00	54,537.60	1,601.60	56,422.76	8,335.44	225.00	64,983.20
0000302940	*BUS OPERATOR	48,193.60	49,649.60	1,456.00	49,308.94	7,113.32	0.00	56,422.26
0000320338	DIR SHORT RANGE PLANNING	141,728.60	141,728.60	0.00	141,731.27	0.00	10,902.20	152,633.47
0000333243	CONTRACT PROFESSIONAL	0.00	0.00	0.00	25,835.46	7.59	0.00	25,843.05

## MARTOC REPORT

EE NUMBER	TITLE	FY 19	FY 20	DIFFERENCE	REGULAR	OVERTIME	OTHER	TOTAL
		BASE SALARY	BASE SALARY	+/-	EARNINGS	EARNINGS	EARNINGS	EARNINGS
0000318107	TRANSIT POLICE SERGEANT	72,758.40	72,758.40	0.00	64,245.24	37,380.12	14,159.02	115,784.38
0000305301	CONTRACT INSTRUCTOR (DATE LAST EMPLOYED 06-Dec-2019)	0.00	0.00	0.00	23,876.16	3,455.76	0.00	27,331.92
0000339167	*BUS OPERATOR	37,585.60	42,369.60	4,784.00	38,951.51	6,463.63	2,163.04	47,578.18
0000331102	*JOURNEYMAN ET-HVAC	52,936.00	54,537.60	1,601.60	55,201.16	1,142.92	225.00	56,569.08
0000342137	TRANSIT POLICE OFFICER SR	45,947.20	47,798.40	1,851.20	47,403.71	5,094.66	574.50	53,072.87
0000335536	*JOURNEYMAN ET-HVAC	52,936.00	54,537.60	1,601.60	36,690.33	0.00	225.00	36,915.33
0000332190	*RAIL OPERATOR	48,193.60	49,649.60	1,456.00	50,962.56	9,516.11	1,112.16	61,590.83
0000325326	*JOURNEYMAN ET-RADIO MAINT	52,936.00	54,537.60	1,601.60	54,803.27	14,847.42	225.00	69,875.69
0000332756	SUPV RAIL LINE	58,968.00	58,968.00	0.00	62,657.03	23,790.19	4,536.00	90,983.22
0000316208	RAIL SERVICES CONTROLLER	82,867.20	82,867.20	0.00	82,843.20	3,302.85	4,143.36	90,289.41
0000329227	TRANSIT POLICE OFFICER SR	58,156.80	60,465.60	2,308.80	59,283.07	24,647.10	9,266.34	93,196.51
0000342966	*BUS OPERATOR	34,070.40	35,110.40	1,040.00	21,445.25	2,013.26	0.00	23,458.51
0000343720	*BUS OPERATOR	35,110.40	35,110.40	0.00	21,490.45	1,274.85	0.00	22,765.30
0000334777	*BUS OPERATOR	44,678.40	46,030.40	1,352.00	16,289.72	3,872.56	0.00	20,162.28
0000324538	*JOURNEYMAN AA BUS TECHNICIAN	49,982.40	52,478.40	2,496.00	42,239.87	1,847.64	6,998.83	51,086.34
0000320483	*MATERIAL CONTROLLER	49,129.60	50,606.40	1,476.80	47,619.78	2,054.95	231.14	49,905.87
0000331838	CONTRACT PROFESSIONAL	0.00	0.00	0.00	123,522.77	2,477.16	0.00	125,999.93
0000321542	*BUS OPERATOR	48,193.60	49,649.60	1,456.00	50,438.83	4,842.53	0.00	55,281.36
0000338977	*BUS OPERATOR	37,585.60	42,369.60	4,784.00	40,156.35	8,022.65	1,792.56	49,971.56
0000338641	*RAIL STATION CLEANER	32,947.20	33,945.60	998.40	35,579.56	15,952.14	0.00	51,531.70
0000341918	CONTRACT SPECIALIST II	62,125.18	62,125.18	0.00	62,200.45	0.00	0.00	62,200.45
0000317860	*BUS OPERATOR	48,193.60	49,649.60	1,456.00	54,367.53	22,843.67	0.00	77,211.20
0000317776	*STATION AGENT	43,097.60	44,408.00	1,310.40	40,566.20	5,648.79	2,180.08	48,395.07
0000336341	*RAIL OPERATOR	41,121.60	46,030.40	4,908.80	44,699.25	10,073.96	2,452.57	57,225.78
0000327578	CONTRACT PROFESSIONAL	0.00	0.00	0.00	120,143.86	0.00	0.00	120,143.86
0000333230	MOBILITY CUSTOMER CARE REP	40,930.50	40,930.50	0.00	34,428.26	15.75	3,192.02	37,636.03
0000305807	*JOURNEYMAN ET-RAIL CAR MAINT	52,936.00	54,537.60	1,601.60	53,229.64	47,933.57	2,261.00	103,424.21
0000335996	*BUS OPERATOR	44,678.40	49,649.60	4,971.20	39,829.48	2,606.50	3,846.78	46,282.76
0000322666	*BUS OPERATOR	48,193.60	49,649.60	1,456.00	43,959.07	5,292.41	2,246.72	51,498.20
0000324687	DISPATCHER-RAIL TRANSPORTATION	58,281.60	58,281.60	0.00	60,039.48	1,534.75	4,203.00	65,777.23
0000340453	*BUS OPERATOR	34,070.40	38,729.60	4,659.20	38,704.63	7,535.49	1,033.92	47,274.04
0000337780	*JOURNEYMAN TRACK MAINTAINER	51,292.80	54,537.60	3,244.80	56,017.03	11,552.00	0.00	67,569.03
0000305607	*STATION AGENT	43,617.60	44,928.00	1,310.40	41,547.99	7,649.38	6,556.32	55,753.69
0000302566	*JOURNEYMAN AUTOMOTIVE TECH	52,936.00	55,057.60	2,121.60	55,860.86	1,274.92	225.00	57,360.78
0000320768	*JOURNEYMAN SUPPORT EQUIPMENT	52,936.00	54,537.60	1,601.60	54,443.32	0.00	225.00	54,668.32

**METROPOLITAN ATLANTA RAPID TRANSIT AUTHORITY (MARTA)**  
**MARTOC REPORT**

EE NUMBER	TITLE	FY 19 BASE SALARY	FY 20 BASE SALARY	DIFFERENCE +/-	REGULAR EARNINGS	OVERTIME EARNINGS	OTHER EARNINGS	TOTAL EARNINGS
0000332689	*BUS OPERATOR	48,193.60	49,649.60	1,456.00	50,068.98	4,127.15	561.41	54,757.54
0000321373	*BUS OPERATOR	48,193.60	49,649.60	1,456.00	52,525.01	16,413.30	0.00	68,938.31
0000341190	*BUS OPERATOR	34,070.40	38,729.60	4,659.20	40,731.56	12,472.51	0.00	53,204.07
0000344255	*BUS OPERATOR	35,110.40	35,110.40	0.00	19,459.49	1,935.77	0.00	21,395.26
0000334187	MOBILITY CUSTOMER CARE REP	40,930.50	40,930.50	0.00	42,134.71	2,637.52	0.00	44,772.23
0000343706	*SECRETARY (N9)	36,046.40	36,046.40	0.00	26,286.44	261.00	0.00	26,547.44
0000316340	*REVENUE AGENT	47,902.40	49,358.40	1,456.00	49,858.76	402.53	0.00	50,261.29
0000304636	SUPT CONTROL CENTER	93,695.94	93,695.94	0.00	94,252.39	0.00	13,037.46	107,289.85
0000339459	*JOURNEYMAN BUS TECHNICIAN	49,254.40	51,500.80	2,246.40	50,669.65	5,568.49	225.00	56,463.14
0000304410	*BUS OPERATOR	41,121.60	46,030.40	4,908.80	39,325.18	5,653.37	1,102.20	46,080.75
0000318737	CAPITAL PROJECTS ADMINISTRATOR	43,602.00	43,602.00	0.00	43,632.28	897.20	2,191.28	46,720.76
0000326617	*BUS OPERATOR	48,193.60	49,649.60	1,456.00	41,336.95	815.35	3,572.24	45,724.54
0000303192	*BUS OPERATOR	48,193.60	49,649.60	1,456.00	51,519.32	5,874.93	0.00	57,394.25
0000340596	*BUS OPERATOR	34,070.40	38,729.60	4,659.20	32,677.09	2,826.34	3,149.00	38,652.43
0000315162	*BUS OPERATOR	48,193.60	49,649.60	1,456.00	49,662.77	8,020.26	0.00	57,683.03
0000315012	*JOURNEYMAN ELEC POWER ELECT	52,936.00	54,537.60	1,601.60	53,072.28	23,366.86	2,680.52	79,119.66
0000343466	*BUS OPERATOR	35,110.40	35,110.40	0.00	32,240.34	4,565.35	0.00	36,805.69
0000332895	*BUS OPERATOR	48,193.60	49,649.60	1,456.00	48,019.58	11,497.98	3,860.21	63,377.77
0000335656	*JOURNEYMAN TRACK MAINTAINER	51,292.80	54,537.60	3,244.80	54,163.30	12,854.09	0.00	67,017.39
0000327869	CJIT-CALL TAKER	42,140.80	42,140.80	0.00	43,471.88	8,106.17	0.00	51,578.05
0000306136	*TRANSPORTATION ASSISTANT	37,273.60	38,396.80	1,123.20	38,773.40	26.88	0.00	38,800.28
0000315064	*BUS OPERATOR	48,193.60	49,649.60	1,456.00	53,242.37	15,016.30	0.00	68,258.67
0000305259	*BUS OPERATOR	48,713.60	50,169.60	1,456.00	43,870.18	7,844.46	5,710.40	57,425.04
0000343559	*BUS OPERATOR	35,110.40	35,110.40	0.00	30,031.04	4,282.28	0.00	34,313.32
0000343561	*BUS OPERATOR	35,110.40	35,110.40	0.00	30,407.37	4,047.43	0.00	34,454.80
0000320319	*RAIL STATION CLEANER	32,947.20	33,945.60	998.40	24,525.64	301.68	0.00	24,827.32
0000322492	*RAIL STATION CLEANER	32,947.20	33,945.60	998.40	35,247.53	4,102.74	815.76	40,166.03
0000304657	*BUS OPERATOR	48,193.60	49,649.60	1,456.00	43,229.31	8,509.87	1,315.69	53,054.87
0000339243	CUSTOMER CARE REP	42,295.50	42,295.50	0.00	40,139.13	78.98	0.00	40,218.11
0000341534	TRANSIT POLICE OFFICER	40,851.20	42,515.20	1,664.00	43,907.21	21,300.48	1,888.00	67,095.69
0000334788	*RAIL OPERATOR	44,678.40	49,649.60	4,971.20	50,199.13	21,013.21	3,087.14	74,299.48
0000343687	*PT BUS OPERATOR	21,944.00	21,944.00	0.00	22,503.89	1,004.43	0.00	23,508.32
0000306036	FIELD INSPECTOR	63,169.60	63,063.00	-106.60	59,802.26	15,335.47	10,348.80	85,486.53
0000314214	*JOURNEYMAN ELEC POWER ELECT	52,936.00	54,537.60	1,601.60	26,518.00	0.00	225.00	26,743.00

## MARTOC REPORT

EE NUMBER	TITLE	FY 19 BASE SALARY	FY 20 BASE SALARY	DIFFERENCE +/-	REGULAR EARNINGS	OVERTIME EARNINGS	OTHER EARNINGS	TOTAL EARNINGS
0000342596	*BUS OPERATOR	34,070.40	38,729.60	4,659.20	35,578.70	5,167.10	0.00	40,745.80
0000343474	*BUS OPERATOR	35,110.40	35,110.40	0.00	31,198.32	4,542.23	0.00	35,740.55
0000302962	*JOURNEYMAN BUS TECHNICIAN	52,644.80	54,225.60	1,580.80	55,566.54	8,835.39	225.00	64,626.93
0000304113	*MATERIAL CONTROLLER LEAD	50,627.20	52,166.40	1,539.20	52,393.64	73.02	0.00	52,466.66
0000333340	*JOURNEYMAN TRACK WALKER	52,936.00	54,537.60	1,601.60	57,474.70	21,158.25	0.00	78,632.95
0000320035	*JOURNEYMAN ET-RAIL CAR MAINT	52,936.00	54,537.60	1,601.60	55,958.86	10,916.86	225.00	67,100.72
0000332065	*BUS OPERATOR	48,193.60	49,649.60	1,456.00	43,106.70	5,072.32	2,272.68	50,451.70
0000330156	*RAIL OPERATOR	48,193.60	49,649.60	1,456.00	49,164.95	1,135.81	0.00	50,300.76
0000342555	CONTRACT SPECIALIST III	74,000.16	74,000.16	0.00	74,075.42	0.00	0.00	74,075.42
0000343888	*LIGHT RAIL OPERATOR	35,110.40	35,110.40	0.00	23,477.54	1,697.40	0.00	25,174.94
0000343833	*BUS OPERATOR	35,110.40	35,110.40	0.00	23,518.70	5,548.55	0.00	29,067.25
0000339516	CLAIMS ADJUSTER III	66,414.66	66,414.66	0.00	66,488.23	0.00	0.00	66,488.23
0000302161	SUPV CUSTOMER SERVICES CENTER	62,640.76	68,904.94	6,264.18	62,478.46	0.00	240.93	62,719.39
0000339046	*BUS OPERATOR	37,585.60	42,369.60	4,784.00	42,093.27	6,701.04	0.00	48,794.31
0000323701	*JOURNEYMAN SUPPORT EQUIPMENT	51,292.80	54,537.60	3,244.80	53,660.64	7,717.22	422.28	61,800.14
0000332080	*BUS OPERATOR	48,193.60	49,649.60	1,456.00	44,553.89	567.06	3,367.48	48,488.43
0000328142	PROTECTIVE SPEC POLICE CADET	31,990.40	31,990.40	0.00	33,337.65	8,897.95	2,322.38	44,557.98
0000302013	*JOURNEYMAN ET-TRAIN CONTROL	53,456.00	55,057.60	1,601.60	58,226.46	22,259.92	2,553.41	83,039.79
0000332249	*BUS OPERATOR	48,193.60	49,649.60	1,456.00	49,719.99	1,080.52	0.00	50,800.51
0000304401	*JOURNEYMAN ET-RADIO MAINT	53,456.00	55,057.60	1,601.60	61,657.38	56,401.73	225.00	118,284.11
0000335150	*BUS OPERATOR	44,678.40	49,649.60	4,971.20	50,631.24	21,361.93	171.84	72,165.01
0000343061	*BUS OPERATOR	34,070.40	35,110.40	1,040.00	36,104.88	4,339.31	0.00	40,444.19
0000342568	*SERVICEPERSON I	33,425.60	36,400.00	2,974.40	28,017.09	1,123.65	135.92	29,276.66
0000344128	*BUS OPERATOR	35,110.40	35,110.40	0.00	20,915.05	2,847.92	0.00	23,762.97
0000337387	MGR MAINT CONTROL CENTER	87,418.50	87,418.50	0.00	87,421.89	0.00	3,026.93	90,448.82
0000341986	CUSTOMER CARE REP	38,746.50	38,746.50	0.00	32,526.43	74.52	0.00	32,600.95
0000330920	*BUS OPERATOR	48,193.60	49,649.60	1,456.00	50,711.76	22,530.23	572.88	73,814.87
0000303905	*JOURNEYMAN SUPPORT EQUIPMENT	53,456.00	55,057.60	1,601.60	54,420.54	0.00	225.00	54,645.54
0000342293	*BUS OPERATOR	34,070.40	38,729.60	4,659.20	36,279.04	6,038.15	0.00	42,317.19
0000332338	*BUS OPERATOR	48,193.60	49,649.60	1,456.00	47,307.60	3,031.73	3,533.05	53,872.38
0000334473	*BUS OPERATOR (DATE LAST EMPLOYED 25-Mar-2020)	44,678.40	49,649.60	4,971.20	30,883.02	1,551.97	2,381.85	34,816.84
0000306638	*BUS OPERATOR	48,713.60	50,169.60	1,456.00	55,646.38	38,510.25	0.00	94,156.63
0000343791	PROTECTIVE SPEC POLICE CADET	31,200.00	31,200.00	0.00	24,219.80	1,746.30	1,050.00	27,016.10
0000336161	*JOURNEYMAN ET-TELEPHONE MAINT	52,936.00	54,537.60	1,601.60	51,216.15	5,783.02	225.00	57,224.17
0000316658	*RAIL OPERATOR	48,193.60	49,649.60	1,456.00	50,332.80	13,769.30	0.00	64,102.10

**METROPOLITAN ATLANTA RAPID TRANSIT AUTHORITY (MARTA)**  
**MARTOC REPORT**

EE NUMBER	TITLE	FY 19 BASE SALARY	FY 20 BASE SALARY	DIFFERENCE +/-	REGULAR EARNINGS	OVERTIME EARNINGS	OTHER EARNINGS	TOTAL EARNINGS
0000338982	*BUS OPERATOR	37,585.60	42,369.60	4,784.00	35,319.67	2,282.69	3,078.78	40,681.14
0000322356	*RAIL OPERATOR	41,121.60	46,030.40	4,908.80	39,010.39	3,239.85	1,990.48	44,240.72
0000340983	CONTRACT EMP ADMIN SUPPORT	0.00	0.00	0.00	32,025.00	364.50	0.00	32,389.50
0000336917	TRANSIT POLICE OFFICER SR	53,768.00	53,768.00	0.00	54,939.79	17,377.64	0.00	72,317.43
0000335537	*JOURNEYMAN ELEC POWER ELECT	52,936.00	54,537.60	1,601.60	46,253.67	26,421.17	225.00	72,899.84
0000320592	PARKING SERVICES REP	23,809.50	23,809.50	0.00	24,624.06	2,201.02	0.00	26,825.08
0000337720	*JOURNEYMAN ELEC POWER ELECT	52,936.00	54,537.60	1,601.60	45,757.23	30,101.09	2,112.84	77,971.16
0000344760	SUPV LIGHT RAIL MAINT	61,089.60	61,089.60	0.00	19,371.80	1,145.43	0.00	20,517.23
0000331986	*RAIL OPERATOR	48,193.60	49,649.60	1,456.00	51,040.76	6,122.43	741.44	57,904.63
0000316527	ACCOUNTING SPECIALIST II	35,256.00	49,257.00	14,001.00	47,251.64	5,155.10	0.00	52,406.74
0000343297	*BUS OPERATOR	35,110.40	35,110.40	0.00	33,859.51	3,278.88	0.00	37,138.39
0000317324	FOREMAN BUILDINGS SUPP EQUIP	62,608.00	68,868.80	6,260.80	68,944.10	17,272.42	4,018.35	90,234.87
0000339666	*SERVICEPERSON I	36,899.20	38,022.40	1,123.20	37,652.65	6,165.39	0.00	43,818.04
0000320590	*BUS OPERATOR	48,193.60	49,649.60	1,456.00	52,270.86	21,551.67	0.00	73,822.53
0000337273	ORG LEARNING SPECIALIST III (DATE LAST EMPLOYED 02-Jan-2020)	72,413.12	79,443.52	7,030.40	41,018.58	0.00	6,659.02	47,677.60
0000303095	*SERVICEPERSON I	37,419.20	38,542.40	1,123.20	41,271.25	14,923.27	287.84	56,482.36
0000305029	*JOURNEYMAN AA BUS TECHNICIAN	52,936.00	54,537.60	1,601.60	61,274.06	20,099.35	638.36	82,011.77
0000302874	*RAIL OPERATOR	48,713.60	50,169.60	1,456.00	52,515.84	18,377.29	0.00	70,893.13
0000306145	SUPT RAIL LINE	71,644.04	71,644.04	0.00	72,219.24	0.00	6,521.46	78,740.70
0000305893	DIR RAIL TRANSPORTATION	137,917.00	137,917.00	0.00	137,386.86	0.00	5,392.92	142,779.78
0000340636	CONTRACT SPECIALIST II	44,908.50	63,431.68	18,523.18	62,824.17	989.44	1,951.76	65,765.37
0000322005	INSTRUCTOR CAR MAINT MECH	60,756.80	60,756.80	0.00	63,007.50	11,457.64	5,608.32	80,073.46
0000338325	TRANSIT POLICE OFFICER SR	49,691.20	51,708.80	2,017.60	46,017.98	1,717.87	2,756.40	50,492.25
0000302047	*RAIL OPERATOR	48,713.60	50,169.60	1,456.00	51,757.95	17,559.89	0.00	69,317.84
0000327629	DIVISION DISPATCHER	53,310.40	53,310.40	0.00	24,163.50	0.00	0.00	24,163.50
0000322174	*BUS OPERATOR	48,193.60	49,649.60	1,456.00	51,468.35	7,332.08	0.00	58,800.43
0000318682	*BUS OPERATOR	48,193.60	49,649.60	1,456.00	48,487.59	8,983.37	2,940.85	60,411.81
0000329273	TRANSIT POLICE OFFICER SR	58,156.80	55,931.20	-2,225.60	48,746.96	6,448.56	7,579.91	62,775.43
0000342316	*BUS OPERATOR	34,070.40	38,729.60	4,659.20	35,131.25	6,161.92	0.00	41,293.17
0000342213	*BUS OPERATOR	34,070.40	38,729.60	4,659.20	37,687.90	7,693.51	0.00	45,381.41
0000302709	*BUS OPERATOR (DATE LAST EMPLOYED 11-Sep-2019)	48,713.60	48,713.60	0.00	16,902.47	4,547.26	0.00	21,449.73
0000333774	*BUS OPERATOR	48,193.60	49,649.60	1,456.00	41,180.64	979.18	2,905.50	45,065.32
0000305631	*BUS OPERATOR	48,713.60	50,169.60	1,456.00	50,172.75	1,233.46	0.00	51,406.21
0000302664	*RAIL OPERATOR	48,713.60	50,169.60	1,456.00	45,907.72	535.07	2,838.40	49,281.19

## MARTOC REPORT

EE NUMBER	TITLE	FY 19	FY 20	DIFFERENCE	REGULAR	OVERTIME	OTHER	TOTAL
		BASE SALARY	BASE SALARY	+/-	EARNINGS	EARNINGS	EARNINGS	EARNINGS
0000304879	SUPV PARKING SVC	41,515.50	41,515.50	0.00	43,788.71	4,130.10	1,596.75	49,515.56
0000333087	*BUS OPERATOR	48,193.60	49,649.60	1,456.00	45,443.75	4,320.63	3,777.02	53,541.40
0000342650	*BUS OPERATOR	34,070.40	38,729.60	4,659.20	36,819.46	8,691.86	0.00	45,511.32
0000342890	*BUS OPERATOR	34,070.40	35,110.40	1,040.00	35,500.24	2,673.96	0.00	38,174.20
0000304960	RIDESTORE ASSISTANT	33,871.50	33,871.50	0.00	34,519.44	778.22	3,256.88	38,554.54
0000304065	*BUS OPERATOR	48,713.60	50,169.60	1,456.00	51,788.42	14,217.67	0.00	66,006.09
0000306875	MGR DESIGN POLICY	110,022.90	110,022.90	0.00	99,442.40	0.00	0.00	99,442.40
0000342478	OFFICE ADMINISTRATOR II	55,884.40	55,884.40	0.00	55,959.84	0.00	0.00	55,959.84
0000333695	CJIT-POLICE DISPATCHER	45,739.20	45,739.20	0.00	47,424.37	15,416.39	1,979.10	64,819.86
0000343231	*BUS OPERATOR	34,070.40	35,110.40	1,040.00	33,668.45	1,555.21	360.00	35,583.66
0000330935	SUPV BUS TRANSPORTATION	60,611.20	60,611.20	0.00	62,208.17	6,758.41	4,371.00	73,337.58
0000302593	SUPT BUS TRANSPORTATION	72,110.22	79,111.24	7,001.02	78,150.58	0.00	8,682.01	86,832.59
0000319677	MAINTENANCE PLANNER-RAIL	60,444.80	60,444.80	0.00	61,350.88	2,111.34	6,682.42	70,144.64
0000337525	DEPUTY CHF RAIL OPERATIONS	183,818.44	183,818.44	0.00	183,822.01	0.00	0.00	183,822.01
0000302359	INSTRUCTOR CENTRAL MAINTENANCE	58,988.80	58,988.80	0.00	61,061.53	33,743.16	0.00	94,804.69
0000305182	*JOURNEYMAN RAIL CAR MECHANIC	52,936.00	55,057.60	2,121.60	58,383.80	25,504.96	225.00	84,113.76
0000317717	SUPV RAIL LINE	62,608.00	62,608.00	0.00	63,474.37	13,790.62	3,541.60	80,806.59
0000334986	*JOURNEYMAN ET-TRAIN CONTROL	50,148.80	52,832.00	2,683.20	54,999.52	16,195.47	225.00	71,419.99
0000331065	INSTRUCTOR BUS OPERATIONS	56,638.40	56,638.40	0.00	57,548.81	6,361.62	0.00	63,910.43
0000344031	*BUS OPERATOR	35,110.40	35,110.40	0.00	21,476.12	3,070.83	0.00	24,546.95
0000329886	ELECTRICAL ENGINEER VI	94,794.44	94,794.44	0.00	94,797.93	0.00	0.00	94,797.93
0000329835	*RAIL OPERATOR	48,193.60	49,649.60	1,456.00	50,978.83	8,613.77	1,742.20	61,334.80
0000322147	SAFETY OPERATIONAL OFFICER (DATE LAST EMPLOYED 13-May-2020)	73,476.00	73,476.00	0.00	62,765.84	0.00	33,371.30	96,137.14
0000316210	CONTRACT EMP PT POLICE OFFICER	0.00	0.00	0.00	43,461.67	3,650.10	0.00	47,111.77
0000340737	*JOURNEYMAN ET-RAIL CAR MAINT	49,774.40	52,832.00	3,057.60	51,968.13	8,746.26	225.00	60,939.39
0000340571	MEDIA COMMUNICATIONS SPEC	60,911.76	60,911.76	0.00	60,806.34	0.00	4,616.23	65,422.57
0000329432	*JOURNEYMAN ET-LABORATORY	52,936.00	54,537.60	1,601.60	55,248.10	6,768.17	225.00	62,241.27
0000302831	SUPV RISK MANAGEMENT ADMIN	69,885.66	69,885.66	0.00	69,973.42	0.00	6,641.78	76,615.20
0000302975	SR COST ANALYST	86,618.74	86,618.74	0.00	86,664.54	0.00	4,168.27	90,832.81
0000327670	*JOURNEYMAN ET-TRAIN CONTROL	52,936.00	54,537.60	1,601.60	57,560.39	39,528.17	225.00	97,313.56
0000337444	*RAIL STATION CLEANER	32,947.20	33,945.60	998.40	26,254.48	0.00	3,288.24	29,542.72
0000328833	*BUS OPERATOR	48,193.60	49,649.60	1,456.00	51,469.57	10,910.81	0.00	62,380.38
0000343088	*BUS OPERATOR	34,070.40	35,110.40	1,040.00	35,157.95	3,563.39	0.00	38,721.34
0000337766	DIR MOBILITY SERVICES (DATE LAST EMPLOYED 14-Feb-2020)	139,314.24	160,279.08	20,964.84	104,797.28	0.00	20,652.99	125,450.27
0000305495	GEN SUPT RAIL LINE	106,609.10	106,609.10	0.00	105,491.06	0.00	18,017.67	123,508.73

## MARTOC REPORT

EE NUMBER	TITLE	FY 19 BASE SALARY	FY 20 BASE SALARY	DIFFERENCE +/-	REGULAR EARNINGS	OVERTIME EARNINGS	OTHER EARNINGS	TOTAL EARNINGS
0000302395	*JOURNEYMAN AA BUS TECHNICIAN	53,456.00	55,057.60	1,601.60	55,275.25	5,696.53	225.00	61,196.78
0000304990	TRANSIT POLICE LIEUTENANT	88,628.80	88,628.80	0.00	89,064.47	16,523.23	5,454.08	111,041.78
0000327636	*BUS OPERATOR	48,193.60	49,649.60	1,456.00	51,184.80	11,776.52	0.00	62,961.32
0000303515	SUPV TELEPHONY OPERATIONS	66,281.28	72,215.52	5,934.24	72,884.68	0.00	7,127.51	80,012.19
0000306330	*BUS OPERATOR	48,193.60	49,649.60	1,456.00	46,346.69	4,268.31	3,375.68	53,990.68
0000342346	TRANSIT POLICE OFFICER	42,515.20	44,200.00	1,684.80	42,696.58	5,171.95	0.00	47,868.53
0000334784	*JOURNEYMAN ET-TRAIN CONTROL	52,936.00	54,537.60	1,601.60	57,593.47	28,178.47	225.00	85,996.94
0000306365	FARE COLLECTION ASST	33,501.00	33,501.00	0.00	30,920.31	1,807.07	5,583.50	38,310.88
0000340446	*BUS OPERATOR (DATE LAST EMPLOYED 17-Feb-2020)	34,070.40	38,729.60	4,659.20	27,019.55	4,836.37	0.00	31,855.92
0000338306	*JOURNEYMAN ET-TRAIN CONTROL	51,292.80	54,537.60	3,244.80	56,266.65	28,814.97	225.00	85,306.62
0000327140	MECHANICAL ENGINEER VI	96,514.86	96,514.86	0.00	97,014.11	0.00	0.00	97,014.11
0000304593	COST ANALYST	74,738.30	74,738.30	0.00	74,816.24	0.00	10,060.93	84,877.17
0000339044	*BUS OPERATOR	37,585.60	42,369.60	4,784.00	42,225.78	5,244.70	605.44	48,075.92
Total Number Of Employees								4377





# **APPENDIX**

## **FY 2019 Audited Financial Statement**



## INDEPENDENT AUDITOR'S REPORT

Board of Directors  
Metropolitan Atlanta Rapid Transit Authority  
Atlanta, Georgia

### Report on the Financial Statements

We have audited the accompanying financial statements of the Metropolitan Atlanta Rapid Transit Authority (MARTA), as of and for the year ended June 30, 2019, and the related notes to the financial statements, which collectively comprise MARTA's basic financial statements as listed in the table of contents.

#### ***Management's Responsibility for the Financial Statements***

Management is responsible for the preparation and fair presentation of these financial statements in accordance with accounting principles generally accepted in the United States of America; this includes the design, implementation, and maintenance of internal control relevant to the preparation and fair presentation of financial statements that are free from material misstatement, whether due to fraud or error.

#### ***Auditor's Responsibility***

Our responsibility is to express an opinion on these financial statements based on our audit. We conducted our audit in accordance with auditing standards generally accepted in the United States of America and the standards applicable to financial audits contained in *Government Auditing Standards*, issued by the Comptroller General of the United States. Those standards require that we plan and perform the audit to obtain reasonable assurance about whether the financial statements are free from material misstatement.

An audit involves performing procedures to obtain audit evidence about the amounts and disclosures in the financial statements. The procedures selected depend on the auditor's judgment, including the assessment of the risks of material misstatement of the financial statements, whether due to fraud or error. In making those risk assessments, the auditor considers internal control relevant to the entity's preparation and fair presentation of the financial statements in order to design audit procedures that are appropriate in the circumstances, but not for the purpose of expressing an opinion on the effectiveness of the entity's internal control. Accordingly, we express no such opinion. An audit also includes evaluating the appropriateness of accounting policies used and the reasonableness of significant accounting estimates made by management, as well as evaluating the overall presentation of the financial statements.

We believe that the audit evidence we have obtained is sufficient and appropriate to provide a basis for our audit opinion.

#### ***Opinion***

In our opinion, the financial statements referred to above present fairly, in all material respects, the financial position of MARTA, as of June 30, 2019, and the changes in financial position and its cash flows thereof for the year then ended in accordance with accounting principles generally accepted in the United States of America.

---

(Continued)

## **Other Matters**

### *Prior-Year Comparative Information*

We have previously audited MARTA's fiscal year 2018 financial statements, and we expressed an unmodified opinion on the basic financial statements in our report dated December 6, 2018. In our opinion, the summarized comparative information presented herein as of and for the year ended June 30, 2018, is consistent, in all material respects, with the audited financial statements from which it has been derived.

### *Required Supplementary Information*

Accounting principles generally accepted in the United States of America require that the Management's Discussion and Analysis, the Schedule of Changes in the Net Pension Liability and Related Ratios, Schedule of Employer Contributions – Pension, Schedule of Changes in Net OPEB Liability and Related Ratios, Schedule of Employer Contributions – OPEB, and Schedule of Funding Progress - OPEB, as listed in the table of contents, be presented to supplement the basic financial statements. Such information, although not a part of the basic financial statements, is required by Governmental Accounting Standards Board who considers it to be an essential part of financial reporting for placing the basic financial statements in an appropriate operational, economic, or historical context. We have applied certain limited procedures to the required supplementary information in accordance with auditing standards generally accepted in the United States of America, which consisted of inquiries of management about the methods of preparing the information and comparing the information for consistency with management's responses to our inquiries, the basic financial statements, and other knowledge we obtained during our audit of the basic financial statements. We do not express an opinion or provide any assurance on the information because the limited procedures do not provide us with sufficient evidence to express an opinion or provide any assurance.

### *Supplementary Information*

Our audit was conducted for the purpose of forming an opinion on the financial statements that collectively comprise MARTA's basic financial statements. The accompanying Supplementary Schedule of Revenues and Expenses – Budget vs. Actual (Accrual Basis) is presented for purposes of additional analysis and is not a required part of the basic financial statements.

The accompanying Supplementary Schedule of Revenues and Expenses – Budget vs. Actual (Budget Basis) is the responsibility of management and was derived from and relates directly to the underlying accounting and other records used to prepare the basic financial statements. Such information has been subjected to the auditing procedures applied in the audit of the basic financial statements and certain additional procedures, including comparing and reconciling such information directly to the underlying accounting and other records used to prepare the basic financial statements or to the basic financial statements themselves, and other additional procedures in accordance with auditing standards generally accepted in the United States of America. In our opinion, the Supplementary Schedule of Revenues and Expenses – Budget vs. Actual (Budget Basis) is fairly stated, in all material respects, in relation to the basic financial statements as a whole.

The introductory and statistical sections have not been subjected to the auditing procedures applied in the audit of the basic financial statements, and accordingly, we do not express an opinion or provide any assurance on them.

---

(Continued)

### **Other Reporting Required by Government Auditing Standards**

In accordance with *Government Auditing Standards*, we have also issued our report dated November 22, 2019, on our consideration of MARTA's internal control over financial reporting and on our tests of its compliance with certain provisions of laws, regulations, contracts, and grant agreements and other matters. The purpose of that report is to describe the scope of our testing of internal control over financial reporting and compliance and the results of that testing, and not to provide an opinion on internal control over financial reporting or on compliance. That report is an integral part of an audit performed in accordance with *Government Auditing Standards* in considering MARTA's internal control over financial reporting and compliance.

Crowe LLP

Atlanta, Georgia  
November 22, 2019

**METROPOLITAN ATLANTA RAPID TRANSIT AUTHORITY**

**FINANCIAL STATEMENTS**

June 30, 2019

METROPOLITAN ATLANTA RAPID TRANSIT AUTHORITY

FINANCIAL STATEMENTS

June 30, 2019

CONTENTS

INDEPENDENT AUDITOR'S REPORT .....	1
MANAGEMENT'S DISCUSSION AND ANALYSIS .....	4
BASIC FINANCIAL STATEMENTS	
STATEMENT OF NET POSITION .....	13
STATEMENT OF REVENUES, EXPENSES, AND CHANGES IN NET POSITION .....	15
STATEMENT OF CASH FLOWS.....	16
NOTES TO FINANCIAL STATEMENTS.....	18
REQUIRED SUPPLEMENTARY INFORMATION	
SCHEDULE OF CHANGES IN THE NET PENSION LIABILITY AND RELATED RATIOS .....	63
SCHEDULE OF EMPLOYER CONTRIBUTIONS - PENSION .....	68
SCHEDULE OF CHANGES IN THE NET OPEB LIABILITY AND RELATED RATIOS.....	70
SCHEDULE OF EMPLOYER CONTRIBUTIONS - OPEB.....	71
SUPPLEMENTARY INFORMATION	
SCHEDULE OF REVENUES AND EXPENSES – BUDGET VS. ACTUAL (BUDGET BASIS) .....	72
NOTES TO THE SUPPLEMENTARY SCHEDULE .....	73



## INDEPENDENT AUDITOR'S REPORT

Board of Directors  
Metropolitan Atlanta Rapid Transit Authority  
Atlanta, Georgia

### Report on the Financial Statements

We have audited the accompanying financial statements of the Metropolitan Atlanta Rapid Transit Authority (MARTA), as of and for the year ended June 30, 2019, and the related notes to the financial statements, which collectively comprise MARTA's basic financial statements as listed in the table of contents.

### *Management's Responsibility for the Financial Statements*

Management is responsible for the preparation and fair presentation of these financial statements in accordance with accounting principles generally accepted in the United States of America; this includes the design, implementation, and maintenance of internal control relevant to the preparation and fair presentation of financial statements that are free from material misstatement, whether due to fraud or error.

### *Auditor's Responsibility*

Our responsibility is to express an opinion on these financial statements based on our audit. We conducted our audit in accordance with auditing standards generally accepted in the United States of America and the standards applicable to financial audits contained in *Government Auditing Standards*, issued by the Comptroller General of the United States. Those standards require that we plan and perform the audit to obtain reasonable assurance about whether the financial statements are free from material misstatement.

An audit involves performing procedures to obtain audit evidence about the amounts and disclosures in the financial statements. The procedures selected depend on the auditor's judgment, including the assessment of the risks of material misstatement of the financial statements, whether due to fraud or error. In making those risk assessments, the auditor considers internal control relevant to the entity's preparation and fair presentation of the financial statements in order to design audit procedures that are appropriate in the circumstances, but not for the purpose of expressing an opinion on the effectiveness of the entity's internal control. Accordingly, we express no such opinion. An audit also includes evaluating the appropriateness of accounting policies used and the reasonableness of significant accounting estimates made by management, as well as evaluating the overall presentation of the financial statements.

We believe that the audit evidence we have obtained is sufficient and appropriate to provide a basis for our audit opinion.

### *Opinion*

In our opinion, the financial statements referred to above present fairly, in all material respects, the financial position of MARTA, as of June 30, 2019, and the changes in financial position and its cash flows thereof for the year then ended in accordance with accounting principles generally accepted in the United States of America.

---

(Continued)

## **Other Matters**

### *Prior-Year Comparative Information*

We have previously audited MARTA's fiscal year 2018 financial statements, and we expressed an unmodified opinion on the basic financial statements in our report dated December 6, 2018. In our opinion, the summarized comparative information presented herein as of and for the year ended June 30, 2018, is consistent, in all material respects, with the audited financial statements from which it has been derived.

### *Required Supplementary Information*

Accounting principles generally accepted in the United States of America require that the Management's Discussion and Analysis, the Schedule of Changes in the Net Pension Liability and Related Ratios, Schedule of Employer Contributions – Pension, Schedule of Changes in Net OPEB Liability and Related Ratios, and Schedule of Employer's Contributions – OPEB, as listed in the table of contents, be presented to supplement the basic financial statements. Such information, although not a part of the basic financial statements, is required by Governmental Accounting Standards Board who considers it to be an essential part of financial reporting for placing the basic financial statements in an appropriate operational, economic, or historical context. We have applied certain limited procedures to the required supplementary information in accordance with auditing standards generally accepted in the United States of America, which consisted of inquiries of management about the methods of preparing the information and comparing the information for consistency with management's responses to our inquiries, the basic financial statements, and other knowledge we obtained during our audit of the basic financial statements. We do not express an opinion or provide any assurance on the information because the limited procedures do not provide us with sufficient evidence to express an opinion or provide any assurance.

### *Supplementary Information*

Our audit was conducted for the purpose of forming an opinion on the financial statements that collectively comprise MARTA's basic financial statements. The accompanying Supplementary Schedule of Revenues and Expenses – Budget vs. Actual (Accrual Basis) is presented for purposes of additional analysis and is not a required part of the basic financial statements.

The accompanying Supplementary Schedule of Revenues and Expenses – Budget vs. Actual (Budget Basis) is the responsibility of management and was derived from and relates directly to the underlying accounting and other records used to prepare the basic financial statements. Such information has been subjected to the auditing procedures applied in the audit of the basic financial statements and certain additional procedures, including comparing and reconciling such information directly to the underlying accounting and other records used to prepare the basic financial statements or to the basic financial statements themselves, and other additional procedures in accordance with auditing standards generally accepted in the United States of America. In our opinion, the Supplementary Schedule of Revenues and Expenses – Budget vs. Actual (Budget Basis) is fairly stated, in all material respects, in relation to the basic financial statements as a whole.

---

(Continued)



**Other Reporting Required by Government Auditing Standards**

In accordance with *Government Auditing Standards*, we have also issued our report dated November 22, 2019, on our consideration of MARTA's internal control over financial reporting and on our tests of its compliance with certain provisions of laws, regulations, contracts, and grant agreements and other matters. The purpose of that report is to describe the scope of our testing of internal control over financial reporting and compliance and the results of that testing, and not to provide an opinion on internal control over financial reporting or on compliance. That report is an integral part of an audit performed in accordance with *Government Auditing Standards* in considering MARTA's internal control over financial reporting and compliance.

A handwritten signature in black ink that reads "Crowe LLP". The signature is written in a cursive, flowing style.

Crowe LLP

Atlanta, Georgia  
November 22, 2019

## METROPOLITAN ATLANTA RAPID TRANSIT AUTHORITY Management's Discussion and Analysis

(Unaudited)

(Dollars in Thousands)

As management of the Metropolitan Atlanta Rapid Transit Authority ("MARTA" or the "Authority"), we offer readers of MARTA's basic financial statements this narrative overview and analysis of the financial activities of MARTA for the fiscal years ended June 30, 2019 and 2018. This discussion and analysis is designed to assist the reader in focusing on the significant financial issues and activities and to identify any significant changes in financial position. We encourage readers to consider the information presented here in conjunction with the financial statements as a whole. All amounts, unless otherwise indicated, are expressed in thousands of dollars.

MARTA was formed as a joint public instrumentality of the city of Atlanta and the counties of Fulton, DeKalb, Cobb, Clayton, and Gwinnett by action of the General Assembly of the State of Georgia (the "MARTA Act") to design and implement a rapid transit system for the Atlanta metropolitan area. MARTA operates a bus and rapid rail transportation system and continues to develop and construct further improvements to its integrated bus/rail transportation system.

### Overview of Financial Statements

MARTA's financial statements are prepared on the accrual basis of accounting in accordance with accounting principles generally accepted in the United States of America as promulgated by the Governmental Accounting Standards Board ("GASB"). MARTA is structured as a single enterprise fund with revenues recognized when earned and measurable, not when they are received. Expenses are recognized when they are incurred, not when they are paid. Capital assets are capitalized and (except land) are depreciated over their useful lives. Many cash amounts are restricted for debt service and by state and federal regulations. See the Notes to the Financial Statements for a summary of MARTA's significant accounting policies.

Included in MARTA's financial statements are the Statements of Net Position, the Statements of Revenues, Expenses, and Changes in Net Position, the Statements of Cash Flows, the related notes and required supplementary schedules.

- The **Statement of Net Position** presents information on all of MARTA's assets, liabilities, deferred outflows, and inflows of resources with the difference reported as net position. Over time, increases or decreases in net position may serve as a useful indicator of whether the financial position of MARTA is improving or deteriorating.
- The **Statement of Revenues, Expenses, and Changes in Net Position** presents information showing how MARTA's net position changed during the most recent fiscal year. All changes in net position are reported as soon as the underlying event giving rise to the change occurs, regardless of the timing of related cash flows. Thus, revenues and expenses are reported in this statement for some items that will only result in cash flows in future fiscal periods (e.g., uncollected sales taxes and earned but unused vacation leave).
- The **Statement of Cash Flows** allows financial statement users to assess MARTA's adequacy or ability to generate sufficient cash flows to meet its obligations in a timely manner. The statements are classified into four categories: 1) cash flows from operating activities, 2) cash flows from noncapital financing activities, 3) cash flows from capital and related financing activities, and 4) cash flows from investing activities.

**METROPOLITAN ATLANTA RAPID TRANSIT AUTHORITY**  
**Management's Discussion and Analysis**  
**(Unaudited)**

(Dollars in Thousands)

- The **Notes to the Financial Statements** provide additional information that is essential to a full understanding of the data provided in the basic financial statements.
- **Required Supplementary Information (RSI).** In addition to the basic financial statements and accompanying notes, this report also presents certain RSI concerning the Authority's defined benefit pension plans and other postemployment benefit (OPEB) plan to its employees.

**Financial Position Summary**

Over time, net position may serve as a useful indicator of MARTA's financial position. MARTA's assets and deferred outflows of resources exceed liabilities and deferred inflows of resources by \$1.12 billion at June 30, 2019, a \$69 million increase from June 30, 2018, when assets and deferred outflows of resources exceeded liabilities and deferred inflows of resources by \$1.05 billion. A more detailed discussion is found under the Financial Operations Highlights of this MD&A.

At June 30, 2019 and 2018, the largest portion of net position was net investment in capital assets representing 75% in both years. Net investment in capital assets includes land, rail system, buildings, and transportation equipment less any related outstanding debt used to acquire those assets. MARTA uses these capital assets to provide services to its customers; consequently, these assets are not available for future spending.

The second largest portion of MARTA's net position in fiscal years 2019 and 2018 was its unrestricted assets representing 15% and 16%, respectively.

At the end of the current fiscal year, MARTA was able to report a positive balance in all categories of net position. Fiscal years 2018 and 2017 had positive balances in all categories of net position as well.

**METROPOLITAN ATLANTA RAPID TRANSIT AUTHORITY**  
**Management's Discussion and Analysis**  
**(Unaudited)**  
(Dollars in Thousands)

The following table presents a condensed summary of net position as of June 30, 2019 and 2018:

	<u>2019</u>	<u>2018</u>
<b>ASSETS:</b>		
Current and Other Assets	\$ 1,060,913	\$ 955,421
Capital Assets	3,004,448	2,882,825
Derivative Asset	-	333
Net Pension Assets	-	22,536
Total Assets	<u>4,065,361</u>	<u>3,861,115</u>
<b>DEFERRED OUTFLOWS OF RESOURCES</b>		
Hedging	89	-
Pension	100,760	88,648
OPFB	18,323	20,020
Debt Refunding	28,517	31,544
Total Deferred Outflows of Resources	<u>147,689</u>	<u>140,212</u>
<b>Total Assets and Deferred Outflows of Resources</b>	<u>4,213,050</u>	<u>4,001,327</u>
<b>LIABILITIES:</b>		
Long-term Debt	2,444,883	2,361,754
Current and Other Liabilities	333,761	294,011
Derivative Liability	89	-
Net Pension Liability	151,924	79,382
Net OPFB Liability	122,788	127,455
Total Liabilities	<u>3,053,445</u>	<u>2,862,602</u>
<b>DEFERRED INFLOWS OF RESOURCES</b>		
Hedging	-	333
Capital Lease	14,424	15,681
Pension	9,191	50,442
OPFB	14,422	19,776
Total Deferred Inflows of Resources	<u>38,037</u>	<u>86,232</u>
<b>Total Liabilities and Deferred Inflows of Resources</b>	<u>3,091,482</u>	<u>2,948,834</u>
<b>NET POSITION:</b>		
Net Investment in Capital Assets	810,197	773,897
Restricted	62,435	54,499
Unrestricted	248,936	224,097
<b>TOTAL NET POSITION</b>	<u>\$ 1,121,568</u>	<u>\$ 1,052,493</u>

**METROPOLITAN ATLANTA RAPID TRANSIT AUTHORITY**  
**Management's Discussion and Analysis**

**(Unaudited)**

(Dollars in Thousands)

**Current and other assets** include cash, cash equivalents, investments, inventory, sales tax receivable, prepayments and restricted investments. Current and other assets increased by \$105,493 (11%) in 2019. The increase is due to the maturity of some investments and additional sale tax receivables for the year. In 2018, there was a decrease of \$297,715 (24%) in this category due to fewer restricted investments.

**Capital assets** include land, rail systems, buildings, transportation equipment and other capital assets. In 2019, there was an increase in this category of \$121,622. In 2019, the City of Atlanta donated to MARTA all assets related to the construction and operations of the Atlanta streetcar system; this increased capital assets by \$57,757; in addition, MARTA purchased 236 new diesel, CNG and Mobility buses and vans. In 2018, there was a small increase in capital assets of \$11,583 (0.4%).

**Net pension assets** decreased to zero in 2019. In 2018, MARTA reported net pension assets of \$22,536. This decrease in net pension asset is directly related to the performance of the pension fund investments in accordance with GASB 68.

**Deferred outflows of resources pension** increased in 2019 by \$12,112 (14%) and decreased by \$21,681 (20%) in 2018. Both the increase in 2019 and the decrease in 2018 were due to the net differences between the projected and actual investment earnings for the pension plans.

**Long-term debt outstanding** holds the long-term portion of outstanding sales tax revenue bonds. The outstanding sales tax revenue bond increased by \$60,929 (3%) in 2019 as MARTA issued new debt to help fund planned capital projects and decreased by \$219,743 (9%) in 2018 when MARTA paid off two outstanding bonds. The long-term debt also includes the obligation under capital lease which increased by \$29,866 (11%) in 2019.

**Current and other liabilities** include accounts payable, employee benefits, self-insurance, unearned revenue, accrued interest, short-term maturities of obligations under capital leases and other current liabilities. The liability increased by \$61,951 (12%) in 2019 and decreased by \$1,872 (0.35%) in 2018. Both the increase in 2019 and decrease in 2018 are due to the increase and decrease, respectively, in account and contracts payable and self-insurance reserves.

**Net pension liability** increased by \$72,542 (91%) in 2019 and decreased by \$17,629 (18%) in 2018. Both the increase in 2019 and the decrease in 2018 were directly related to the performance of the pension fund investments in accordance with GASB 68.

**Deferred inflow of resources – pension** decreased by \$41,251 (82%) in 2019 and increased by \$41,104 (440%) in 2018. Both the decrease in 2019 and the increase in 2018 were due to the net differences between the projected and actual investment earnings for the pension plans.

### **Financial Operations Highlights**

MARTA is a single enterprise fund providing public transportation. MARTA provides direct benefits to its users as well as substantial indirect benefits to the public at large (e.g., decreased traffic congestion, decreased need for road construction and maintenance, decreased need for parking, decreased air pollution levels, and increased availability of transportation for low-income citizens). Therefore, the user charges are intended to finance only a portion of the cost of providing these services with additional proceeds obtained from the collections of sales and use tax under the Rapid Transit Contract and

**METROPOLITAN ATLANTA RAPID TRANSIT AUTHORITY**  
**Management's Discussion and Analysis**  
**(Unaudited)**  
(Dollars in Thousands)

Assistance Agreement (MARTA Act) with the City of Atlanta and the counties of Fulton, DeKalb, and Clayton and from federal subsidies.

The sales tax is levied at a rate of 1% for each of the counties and 1.5% for the City of Atlanta until June 30, 2057, and 0.5% thereafter. See Note 4 of the Notes to the Financial Statements.

The MARTA Act places certain requirements on the rates that MARTA can charge for transportation services provided. The rates charged to the public for transportation services must be such that the total transit related revenues are no less than 35% of the operating costs, exclusive of depreciation and amortization, and other costs and charges as provided in the Act, of the preceding or prior fiscal year.

Under provisions of amendments to the MARTA Act, revenues, except the sales and use tax, are included in transit related revenues for purposes of this calculation. Transit related revenues were 57.6% and 45.8% of operating costs of the previous fiscal year, as defined under the MARTA Act, for the years ended June 30, 2019 and 2018, respectively.

The following table presents the summary of changes in net position as of June 30, 2019 and 2018:

	<u>2019</u>	<u>2018</u>
Operating Revenues	\$ 141,163	\$ 148,480
Operating Expenses	<u>762,782</u>	<u>715,680</u>
Operating Loss	(621,619)	(567,200)
Nonoperating Revenues	569,116	453,351
Capital Grants and Contributions	<u>121,578</u>	<u>29,962</u>
Increase (Decrease) in Net Position	<u>\$ 69,075</u>	<u>\$ (83,887)</u>

In 2019, operating revenues decreased by \$7,317 and operating expenses increased by \$47,102 ; the decrease in operating revenue is due to a decrease in passenger fares. The majority of the increase in operating expenses is related to increases in maintenance and transportation costs and planning expenses linked to capital projects. The increase in expenses resulted in an overall increase in the operating loss of \$54,419 from the previous year. In 2018, operating revenues decreased by \$11 and operating expenses increased by \$47,117, which resulted in an overall increase in operating loss of \$47,128.

**Nonoperating revenues** increased by \$115,765 (25%) in 2019 and \$24,714 (6%) in 2018. Both year-over-year increases are the result of additional sales tax revenue and an increase in federal revenues.

**Capital grant and contributions** increased by \$91,616 (306%) in 2019 compared to an increase of \$15,193 (103%) in 2018. The 2019 increase was due to the donation of the streetcar assets from the City of Atlanta and federally funded purchases of new buses and Mobility vans.

**METROPOLITAN ATLANTA RAPID TRANSIT AUTHORITY**  
**Management's Discussion and Analysis**  
**(Unaudited)**  
(Dollars in Thousands)

The following table presents a summarized breakout of MARTA's revenues, expenses, and changes in net position as of June 30, 2019 and 2018:

	<b>2019</b>	<b>2018</b>
<b>Summary of Revenues</b>		
<b>Operating</b>		
Fare Revenues	\$ 133,186	\$ 138,254
Other Revenues	7,977	10,226
Total Operating Revenues	<u>141,163</u>	<u>148,480</u>
<b>Non-Operating</b>		
Sales and Use Tax	540,310	507,146
Federal Revenues	87,283	76,094
Investment Income	11,848	3,386
Capital Leases Revenues (Expenses)	(1,091)	(71,507)
Other Revenues	43,021	41,741
Gain/Loss on Sale of Property and Equipment	6,672	883
Total Nonoperating Revenues	<u>688,043</u>	<u>557,743</u>
<b>Total Revenues</b>	<u>829,206</u>	<u>706,223</u>
<b>Summary of Expenses</b>		
<b>Operating</b>		
Transportation	247,245	226,791
Maintenance and Garage Operations	175,466	151,800
General and Administrative	99,531	103,540
Depreciation	240,540	233,549
Total Operating Expenses	<u>762,782</u>	<u>715,680</u>
<b>Non-Operating</b>		
Interest Expense	84,172	78,077
Interest Expense Capitalized	(555)	(466)
Amortization of Financing Related Charges and Income from Derivative Activity	(9,494)	(5,237)
(Gain) Loss on Investment Derivatives	(78)	(588)
Other Nonoperating Expenses	44,882	32,606
Total Nonoperating Expenses	<u>118,927</u>	<u>104,392</u>
<b>Total Expenses</b>	<u>881,709</u>	<u>820,072</u>
<b>Loss Before Capital Contributions</b>	(52,503)	(113,849)
Capital Grants and Contributions	121,578	29,962
<b>Increase (Decrease) in Net Position</b>	<u>69,075</u>	<u>(83,887)</u>
<b>Net Position, July 1</b>	1,052,493	1,136,380
<b>Net Position, June 30</b>	<u>\$ 1,121,568</u>	<u>\$ 1,052,493</u>

**METROPOLITAN ATLANTA RAPID TRANSIT AUTHORITY**  
**Management's Discussion and Analysis**

**(Unaudited)**  
(Dollars in Thousands)

**Net position** increased by \$69,075 (7%) in 2019 due to additional capital grants and contributions compared to a decrease of \$218,401 (17%) in 2018.

**Total operating revenues** include passenger revenues, advertising, and parking fees. Total operating revenues decreased by \$7,317 (5%) in 2019 compared to a decrease of \$11 (0.01%) in 2018. Decreases in both years were a result of a decline in ridership.

**Sales and use tax revenue** increased by \$33,163 (7%) in 2019 compared to an increase of \$68,107 (16%) in 2018 due to economic improvement resulting from growth in retail sales and employment.

**Capital leases expenses** decreased by \$70,416 (98%) in 2019 as a result of matured liabilities of the capital leases being paid down in 2018. In 2018, there was an increase by \$43,976 (160%) as a result of the paydown of the referenced matured liabilities.

**Gain/loss on sale of property and equipment** increased by \$5,789 (656%) in 2019 due to the sale of Parcel DF7106 Northside in 2019. In 2018, there were fewer sales resulting in a decrease of \$1,981 (69%) from the previous year.

**Maintenance and garage operation expenses** increased by \$23,666 (16%) in 2019 compared to an increase of \$11,459 (8%) in 2018 Both year-over-year increases were due to an increase in labor cost and benefits associated with pension, OPEB and healthcare.

**Interest expense capitalized** increased by \$90 (20%) in 2019 due to acquisition of bonds and expenditures related to the completion of a capital project located at the Hamilton bus facility. In 2018, there was an increase of \$466.

**Amortization of bond related expenses** increased by \$4,257 (81%) in 2019 due to addition of amortized premium cost from Refunding Series 2018A issued July 2018 to refund Series 2017B compared to a decrease of \$2,343 (31%) in 2018.

**Gain or loss on investment derivatives** decreased by \$509 (87%) in 2019 due to higher market value of forward delivery agreements compared to an increase of \$1,711 (152%) in 2018.

**Other non-operating expenses** increased by \$12,276 (37%) in 2019 due to \$10,000 in local funded planning projects cost compared to a decrease of \$12,835 (28%) in 2018.

**Capital Acquisitions and Construction Activities**

In 2019, MARTA acquired \$358,710 of capital assets, which included the \$59,798 street car system assets donated to MARTA from the City of Atlanta. The expenditures on capital activity were primarily for the replacement, rehabilitation, and enhancement of facilities and equipment required to support transit operations, regulatory requirements, and system safety. The net increase (decrease) in capital assets, including changes in accumulated depreciation and retirements, was \$121,623 and \$11,582 during the years ended June 30, 2019 and 2018, respectively. Additional information on MARTA's debt and capital asset activity and commitments can be found in Notes 6 and 7 to the financial statements.



**METROPOLITAN ATLANTA RAPID TRANSIT AUTHORITY**  
**Management's Discussion and Analysis**  
**(Unaudited)**

(Dollars in Thousands)

The following table summarizes MARTA's net investment in capital assets as of June 30, 2019 and 2018:

	2019	2018
<b>Capital Assets, net</b>	\$ 3,004,448	\$ 2,882,825
<b>Capital Debt</b>		
Current Maturities of Bonds and Notes	(51,825)	(44,160)
Noncurrent Maturities of Bonds	(2,134,845)	(2,081,582)
Deferred Outflows of Resources	28,517	31,544
Capital Assets Included in Accounts Payable	(36,098)	(14,730)
Total Capital Related Debt	(2,194,251)	(2,108,928)
<b>Net Investment in Capital Assets</b>	\$ 810,197	\$ 773,897

**Long-Term Debt Administration**

MARTA issues Sales and Use Tax Revenue Bonds and Variable Rate Bonds to raise capital funds for construction, expansion, and rehabilitation of the transit system. The bonds and notes are payable from and secured by lien on sales and use tax and title ad valorem tax receipts.

The Fixed and Variable rate Bonds carry debt ratings of Aa2 by Moody's Investors Service, AA+ by Standard & Poor's and AA- from Fitch Rating Service. MARTA's total bond debt outstanding was \$2,186,670 and \$2,125,742 as of June 30, 2019 and 2018, respectively. In 2018, MARTA issued a total of \$295,060 Refunding Series 2018A bond to refund Series 2017B bond and Variable Rate Series 2018B for the third indenture series to finance certain capital projects. Additional information on MARTA's long term debt can be found in Note 7 to the financial statements.

**Economic Factors**

The US Economy grew by 3.1% in the first quarter and 2.0% in the second quarter of 2019 due to better consumer spending and exports. Following an average of 181,400 new jobs in 2017, the year 2018 ended with 312,000 jobs created in December making it a strong year for the job market. The unemployment rate inched down from 4.4% in 2017 to 3.9% in December 2018. After increasing to 2.1% in 2017, CPI inflation was 1.9% in 2018, due in part to decrease in gasoline prices and prices of meats, poultry, fish and eggs.

Georgia's total tax collections amounted to \$23.8 billion in fiscal year 2019, an increase of 4.8% from the year before. This increase was a result of 23.6% increase in corporate income tax, 10.2% increase in individual income tax and 7.7% increase in sales and use tax compared to fiscal year 2018. Georgia's employment decreased by 11,520 new jobs in the first half of 2019, lower than the 22,357 job gains in the last half of 2018. The unemployment rate averaged 3.7% in 2018.

**METROPOLITAN ATLANTA RAPID TRANSIT AUTHORITY**  
**Management's Discussion and Analysis**  
**(Unaudited)**  
(Dollars in Thousands)

Atlanta's employment rate decrease by 416 jobs in the first six months of 2019, lower than the 25,348 jobs additions in the last half 2018. Atlanta's unemployment rate was 3.7% in 2018. Atlanta's housing permits decreased by 13% from June 2018 to June 2019.

**Request for Information**

This financial report is designed to provide a general overview of MARTA's finances. Questions concerning any of the information provided in this report or request for additional financial information should be addressed to the Office of Accounting, Metropolitan Atlanta Rapid Transit Authority, 2424 Piedmont Road NE, Atlanta, GA 30324-3330.

**METROPOLITAN ATLANTA RAPID TRANSIT AUTHORITY**  
**Statement of Net Position**  
**June 30, 2019**

(Dollars in Thousands)

(with summarized Financial Information as of June 30, 2018)

	<b>2019</b>	<b>2018</b>
<b>ASSETS</b>		
<b>Current Assets:</b>		
Cash and Cash Equivalents	\$ 22,001	\$ 14,041
Investments	356,291	326,420
Material and Supplies Inventories	28,756	27,976
Sales Tax Receivables, Prepayments and Other	173,306	137,786
Total Unrestricted Current Assets	580,354	506,223
Restricted Investments	142,225	129,779
Current portion, Restricted Investment held to pay Capital Lease	10,609	20,471
Total Restricted Current Assets	152,834	150,250
Total Current Assets	733,188	656,473
<b>Noncurrent Assets:</b>		
Restricted Investment held to pay Capital Lease Obligations	316,142	287,383
Restricted Investment Derivatives	(331)	(409)
Restricted Investment - Railroad Trust	10,000	10,000
Total Restricted Non Current Assets	325,811	296,974
Capital Assets:		
Land, Non-depreciable	560,328	560,181
Construction in Progress, Non-depreciable	427,638	312,472
Total Non-depreciable	987,966	872,653
Rail System and Buildings	3,754,999	3,704,119
Transportation Equipment	1,469,283	1,411,525
Other - Capital Assets	1,472,523	1,408,321
Total Depreciable	6,696,805	6,523,966
Less Accumulated Depreciation	(4,680,323)	(4,513,793)
Capital Assets - Net	3,004,448	2,882,826
Other Bond Related Costs - Bond Insurance	268	330
Derivative Asset	-	333
Net Pension Asset	-	22,536
Other - Noncurrent Assets	1,646	1,643
Total Noncurrent Assets	3,332,172	3,204,641
Total Assets	4,065,360	3,861,114
<b>DEFERRED OUTFLOWS OF RESOURCES:</b>		
Hedging	89	-
Pension	100,760	88,648
OPEB	18,323	20,020
Debt Refunding	28,517	31,544
Total Deferred Outflows of Resources	147,689	140,212
Total Assets and Deferred Outflows of Resources	\$ 4,213,050	\$ 4,001,327

*The accompanying Notes to Financial Statements are an integral part of these statements*

**METROPOLITAN ATLANTA RAPID TRANSIT AUTHORITY**  
**Statement of Net Position**  
**June 30, 2019**

(Dollars in Thousands)

(with summarized Financial Information as of June 30, 2018)

	<b>2019</b>	<b>2018</b>
<b>LIABILITIES</b>		
<b>Current Liabilities:</b>		
Payable from NonRestricted Assets:	\$ 120,687	\$ 96,279
Accounts and Contracts Payable	21,208	19,657
Salaries and Employee Benefits	19,076	18,483
Self-Insurance Accruals	7,004	5,016
Other Current Liabilities	1,720	1,686
Other Unearned Revenue	<u>169,695</u>	<u>141,121</u>
Total Current Liabilities Payable from NonRestricted Assets		
Payable from Restricted Assets:		
Current Maturities of Sales Tax Revenue Bonds	51,825	44,160
Accrued Interest	41,019	39,142
Current Maturities of Obligations Under Capital Leases	<u>10,521</u>	<u>20,399</u>
Total Current Liabilities Payable from Restricted Assets	<u>103,365</u>	<u>103,701</u>
Total Current Liabilities	<u>273,060</u>	<u>244,822</u>
<b>Noncurrent Liabilities:</b>		
Sales Tax Revenue Bonds, Less Current Maturities, Unamortized Premium and Discount	2,134,845	2,081,582
Noncurrent Self Insurance Accruals	42,547	37,205
Other Long-term Liabilities	1,220	1,436
Unearned Revenue	16,934	10,548
Obligations Under Capital Leases	310,038	280,172
Derivative Liability - Commodity Swap	89	-
Net Pension Liability	151,924	79,382
Net OPEB Liability	<u>122,788</u>	<u>127,455</u>
Total Noncurrent Liabilities	<u>2,780,385</u>	<u>2,617,780</u>
Total Liabilities	<u>3,053,445</u>	<u>2,862,602</u>
<b>DEFERRED INFLOWS OF RESOURCES:</b>		
Capital Lease	14,424	15,681
Hedging	-	333
Pension	9,191	50,442
OPEB	<u>14,422</u>	<u>19,776</u>
Total Liabilities and Deferred Inflows of Resources	<u>3,091,482</u>	<u>2,948,834</u>
<b>NET POSITION:</b>		
Net Investment in Capital Assets	810,197	773,897
Restricted		
Debt Service	52,435	44,499
Capital Projects	10,000	10,000
Unrestricted	<u>248,936</u>	<u>224,097</u>
Total Net Position	<u>1,121,568</u>	<u>1,052,493</u>
Total Liabilities, Deferred Inflows of Resources, and Net Position	<u>\$4,213,050</u>	<u>\$4,001,327</u>

*The accompanying Notes to Financial Statements are an integral part of these statements*

**METROPOLITAN ATLANTA RAPID TRANSIT AUTHORITY**  
**Statement of Revenues, Expenses**  
**And Changes in Net Position**  
For the Year Ended June 30, 2019

(Dollars in Thousands)

(with summarized Financial Information for the year ended June 30, 2018)

	<b>2019</b>	<b>2018</b>
<b>Operating Revenues:</b>		
Fare Revenues	\$ 133,186	\$ 138,254
Other Revenues	7,977	10,226
Total Operating Revenues	141,163	148,480
<b>Operating Expenses:</b>		
Transportation	247,245	226,791
Maintenance and Garage Operations	175,466	151,800
General and Administrative	99,531	103,540
Depreciation	240,540	233,549
Total Operating Expenses	762,782	715,680
<b>Operating Loss</b>	(621,619)	(567,200)
<b>Nonoperating Revenues (Expenses):</b>		
Sales and Use Tax	540,310	507,146
Federal Revenues	87,283	76,094
Investment Income	11,848	3,386
Net Capital Lease Transaction Activity	(1,091)	(71,507)
Other Revenues	43,021	41,741
Gain on Sale of Property and Equipment	6,672	883
Interest Expense	(83,617)	(77,611)
Interest Expense Capitalized		
and Income from Derivative Activity	9,494	5,237
Other NonOperating Expenses	(44,882)	(32,606)
Gain (Loss) on Investment Derivatives	78	588
Total Nonoperating Revenues (Expenses)	569,116	453,351
<b>Gain / (Loss) Before Capital Contributions</b>	(52,503)	(113,849)
Capital Grants and Contributions	121,578	29,962
<b>Net Position</b>		
Increase /(Decrease) in Net Position	69,075	(83,887)
Net Position, July 1	1,052,493	1,136,380
Net Position, June 30	\$ 1,121,568	\$ 1,052,493

*The accompanying Notes to Financial Statements are an integral part of these statements*

**METROPOLITAN ATLANTA RAPID TRANSIT AUTHORITY**  
**Statement of Cash Flows**

For the Year Ended June 30, 2019

(Dollars in Thousands)

(with summarized Financial Information for the year ended June 30, 2018)

	<b>2019</b>	<b>2018</b>
<b>Cash Flows from Operating Activities:</b>		
Cash Received from Providing Services	\$ 136,626	\$ 155,320
Cash Received from Other Sources	3,306	3,123
Cash Paid to Suppliers	(97,647)	(57,304)
Cash Paid for Benefits on Behalf of Employees	(145,363)	(144,907)
Cash Paid to Employees	(269,774)	(258,426)
Net Cash Used by Operating Activities	<u><b>(372,852)</b></u>	<u><b>(302,194)</b></u>
<b>Cash Flows From Noncapital Financing Activities:</b>		
Sales and Use Tax Collections	538,966	507,146
Ad Valorem Tax	28,825	27,330
Federal Operating Subsidy	76,059	76,094
Other Non-Capital Receipts	8,380	8,906
Net Cash Provided by Noncapital Financing Activities	<u><b>652,229</b></u>	<u><b>619,477</b></u>
<b>Cash Flows From Capital and Related Financing Activities:</b>		
Proceeds from issuance of Revenue Bonds	117,237	-
Principal paid on Revenue Bonds	(44,160)	(224,807)
Interest Paid on Revenue Bonds	(82,297)	(79,436)
Capital Contributions	61,780	29,962
Acquisition and Construction of Capital Assets	(293,422)	(244,470)
Net Cash Used by Capital and Related Financing Activities	<u><b>(240,862)</b></u>	<u><b>(518,751)</b></u>
<b>Cash Flows from Investing Activities:</b>		
Purchases of Investments	(3,490,783)	(2,699,578)
Proceeds from Sales and Maturities of Investments	3,448,636	2,888,739
Interest Received on Investments	11,591	3,386
Net Cash Provided (Used) by Investing Activities	<u><b>(30,555)</b></u>	<u><b>192,547</b></u>
<b>Net Increase (Decrease) in Cash and Cash Equivalents</b>	<b>7,960</b>	<b>(8,922)</b>
<b>Cash and Cash Equivalents, Beginning of Year</b>	<b>14,041</b>	<b>22,963</b>
<b>Cash and Cash Equivalents, End of Year</b>	<u><b>\$ 22,001</b></u>	<u><b>\$ 14,041</b></u>
<b>Reconciliation of Operating Loss to Net Cash Used by Operating Activities:</b>		
Operating Loss	\$ (621,619)	\$ (567,200)
Other Nonoperating Expenses	(41,577)	(29,338)
Adjustments to Reconcile Operating Loss to Net Cash Used by Operating Activities		
Depreciation	240,540	233,549
Changes in Assets and Liabilities:		
Materials and Supplies Inventories	(780)	1,615
Prepayments and Other	(13,117)	3,246
Accounts Payable and Other Current Liabilities	25,361	38,546
Unearned Revenue	4,950	3,574
Net pension asset/liability	95,078	(40,165)
Other post-employment benefits liability	(4,666)	(27,831)
Deferred inflows/outflows from pension and OPEB	(57,021)	81,810
Net Cash Used by Operating Activities	<u><b>\$ (372,852)</b></u>	<u><b>\$ (302,194)</b></u>

*The accompanying Notes to Financial Statements are an integral part of these statements.*

**METROPOLITAN ATLANTA RAPID TRANSIT AUTHORITY**  
**Statement of Cash Flows**

For the Year Ended June 30, 2019

(Dollars in Thousands)

(with summarized Financial Information for the year ended June 30,2018)

	2019	2018
<b>Supplemental Disclosure of Cash Flow Information</b>		
<b>Noncash Activities:</b>		
Capital Assets Included in Accounts Payable	\$ 36,098	\$ 14,730
Donated Capital Assets	59,798	-
Amortization of Bond Premium, Discount, Bond Insurance and Loss on Debt Refunding	(9,494)	(5,237)
Interest Earnings on Investments Held to Pay Capital Lease/Leaseback Liabilt:	(2,566)	(4,189)
Interest Accrued on Capital Lease/Leaseback Liability	2,566	4,632
Capital Lease/Leaseback Liability	1,091	71,064
Unrealized Loss of Investments	(231)	1,262
Increase(Decrease) in Fair Value of Investments	177,560	316,755
Proceeds from Bond Refunding to Defease Bonds		

*The accompanying Notes to Financial Statements are an integral part of these statements.*

**METROPOLITAN ATLANTA RAPID TRANSIT AUTHORITY**  
**Notes to the Financial Statements**

**June 30, 2019**  
(Dollars in Thousands)

**1. SUMMARY OF SIGNIFICANT ACCOUNTING POLICIES**

**Basis of Presentation** - The Metropolitan Atlanta Rapid Transit Authority ("MARTA") was formed as a joint public instrumentality of the City of Atlanta and the counties of Fulton, DeKalb, Cobb, Clayton, and Gwinnett by action of the General Assembly of the State of Georgia (the "MARTA Act") to design and implement a rapid transit system for the Atlanta metropolitan area. MARTA operates a bus and rapid rail transportation system and continues to develop and construct further improvements to its integrated bus/rail transportation system.

In order to measure the costs of providing mass transportation services, the revenues from those services and required subsidies, MARTA has adopted the accounting principles and methods appropriate for a governmental enterprise fund. This complies with the MARTA Act and Sales Tax Bond Trust Indenture legal requirements that all accounting systems and records, auditing procedures and standards, and financial reporting shall conform to generally accepted principles of governmental accounting.

The following is a summary of the more significant accounting policies of MARTA:

**Reporting Entity** - MARTA is a municipal corporation governed by a fifteen-member board of directors. As defined by the Governmental Accounting Standards Board ("GASB"), the financial reporting entity is comprised of the primary government and its component units. The primary government includes all departments and operations of MARTA, which are not legally separate organizations. Component units are legally separate organizations, which are fiscally dependent on MARTA or for which MARTA is financially accountable, or which raises and holds economic resources for the direct benefit of MARTA. An organization is fiscally dependent if it must receive MARTA's approval for its budget, levying of taxes, or issuance of debt. MARTA is financially accountable for an organization, most of the organization's board, and either a) could impose its will on the organization or b) there is the potential for the organization to provide a financial benefit to or impose a financial burden on MARTA. The reporting entity of MARTA consists solely of the primary government. MARTA has no component units.

MARTA is a jointly governed organization. Of its fifteen-member board, three members are appointed by Fulton County, four members by DeKalb County, two members by Clayton County, three members by the City of Atlanta, and one member by the Governor. In addition, the Commissioner of the State Department of Transportation and the Executive Director of the Georgia Regional Transportation Authority serve as *ex-officio* members of the Board. None of the participating governments appoint a majority of MARTA's Board and none have an ongoing financial interest or responsibility. None of the participating governments had any significant financial transactions with MARTA during fiscal year ended June 30, 2019.



**METROPOLITAN ATLANTA RAPID TRANSIT AUTHORITY**  
**Notes to the Financial Statements**

**June 30, 2019**

(Dollars in Thousands)

**1. SUMMARY OF SIGNIFICANT ACCOUNTING POLICIES (continued)**

**Basis of Accounting** - The accompanying basic financial statements are reported using the *economic resources measurement focus* on the *accrual basis of accounting*, under which revenues are recognized when earned and measurable and expenses are recognized when they are incurred, if measurable.

The financial statements include certain prior-year summarized comparative information in total but not at the level of detail required for a presentation in conformity with generally accepted accounting principles. Accordingly, such information should be read in conjunction with MARTA's financial statements for the year ended June 30, 2018, from which the summarized information was derived.

The preparation of financial statements in conformity with accounting principles generally accepted in the United States of America requires management to make estimates and assumptions that affect the reported amounts of assets and liabilities, and disclosure of contingent assets and liabilities at the date of the financial statements, and the reported amounts of revenues and expenses during the reporting period. Actual results could differ significantly from those estimates.

**Cash and Cash Equivalents** - MARTA considers all highly liquid debt securities with an original maturity of no more than three months at date of purchase to be cash equivalents except repurchase agreements and restricted investments, which are classified as investments.

**Investments** - MARTA's investments are generally reported at fair value based on quoted market prices. Guaranteed investment contracts, which are considered non-participating, are reported at amortized cost. U.S. Treasury and Agency obligations and Prime Banker's Acceptances are reported at amortized cost if MARTA acquires them within one year of maturity. Repurchase agreements, FDIC Public funds, and certificates of deposit are reported at cost.

**Investments Held to Pay Capital Lease Obligations** - To fund certain future obligations under capital leases resulting from various Lease-in/Lease-out ("LLO") transactions, MARTA has invested funds in government agency bonds and notes, and guaranteed investment contracts. The maturities of these investments have been tied to the payment dates identified in the underlying LLO agreements.

**Derivative Financial Instruments** - Derivative financial instruments are reported at fair value. A hedging derivative instrument significantly reduces financial risk by substantially offsetting the changes in cash flows or fair values of the item the derivative is associated with. The annual changes in the fair value of a hedging derivative instrument are reported as deferred inflows and deferred outflows on the Statements of Net Position if meeting the requirements of an effective hedge. Derivative instruments not designated as an accounting hedge are classified as an investment derivative. Changes in fair values of investment derivative instruments, including hedging derivative instruments that are determined to be ineffective, are reported as nonoperating revenues (expenses) on the Statements of Revenues, Expenses, and Changes in Net Position. See Note 8 for further information on these instruments.

**Inventories** - Materials (principally maintenance parts) and supplies inventories are stated at average cost and accounted for on the consumption method.

**METROPOLITAN ATLANTA RAPID TRANSIT AUTHORITY**  
**Notes to the Financial Statements**

**June 30, 2019**

(Dollars in Thousands)

**1. SUMMARY OF SIGNIFICANT ACCOUNTING POLICIES (continued)**

**Capital Assets** - Capital assets are carried at cost and depreciated using the straight-line method based on the estimated useful lives of the related assets, as follows:

Rail system and buildings	5 - 50 years
Transportation equipment	5 - 20 years
Other property and equipment	3 - 20 years

MARTA uses a three-hundred-dollar capitalization threshold for its capital assets. Donated properties are reported at the acquisition value on the date donated. When assets are sold or retired, the cost of the asset and related accumulated depreciation is removed from the accounts and the resulting gain or loss, if any, is charged to non-operating revenue or expense.

Ordinary maintenance and repairs are charged to expense as incurred, while property additions and betterments are capitalized. MARTA capitalizes, as a cost of its constructed assets, the interest expense based upon the weighted average cost of borrowings of MARTA.

**Deferred Outflows and Inflows of Resources** - Deferred outflows of resources are a consumption of net assets by MARTA that is applicable to a future period and has a positive effect on net position like an asset.

Deferred inflows of resources are an acquisition of net assets by MARTA that is applicable to a future period and has a negative effect on net position like a liability.

**Unearned Revenues** - Included in Unearned Revenues is the remaining unamortized balance of the unearned amount from the lease agreement on Parking. The unearned lease payment is being amortized over the remaining lives of the lease on a straight-line basis. See Note 10 for further information.

**Bond Proceeds, Discount, Issue Costs, and Losses on Refunding** - Proceeds from the issuance of Sales Tax Revenue Bonds are initially deposited with the Bond Trustee in a Construction Fund as required by the Trust Indenture between MARTA and the Trustee. MARTA requisitions the funds as needed for construction of the transit system.

Bond discount is amortized using the bond outstanding method, which is materially consistent with the effective interest method, over the term of the related debt. Losses on debt refunding are included in deferred outflows of resources and amortized over the shorter of the life of the refunded debt or the new debt, principally using the bond outstanding method. Debt issuance costs are fully expensed at issuance except for bond insurance costs which are amortized on a straight-line basis over the life of the related bond.

**Fare Revenues** - Passenger fares are recorded as revenue at the time of sales except for stored cash value, which is recorded at the time services are performed.

**METROPOLITAN ATLANTA RAPID TRANSIT AUTHORITY**  
**Notes to the Financial Statements**

**June 30, 2019**

(Dollars in Thousands)

**1. SUMMARY OF SIGNIFICANT ACCOUNTING POLICIES (continued)**

**Subsidies, Grants and Contributions** - MARTA receives grant funds from the Federal Transportation Administration (“FTA”) for a substantial portion of its capital acquisitions. Assets acquired in connection with capital grant funds are included in capital assets. These grants generally require a local funding match by MARTA at a stipulated percentage of total project costs. Capital grant agreements with FTA provide for FTA holding a continuing interest in properties acquired and restricting the use of such properties to providing mass transportation services. MARTA reports donated capital assets as contributions. All donated capital assets along with grants for capital asset acquisition, facility development, and rehabilitation are reported in the Statements of Revenues, Expenses, and Changes in Net Position, after nonoperating revenues and expenses as Capital Grants and Contributions.

MARTA also receives grant funds from the FTA for operating assistance such as preventive maintenance. Grants for operating assistance are reported as Federal Revenues on the Statements of Revenues, Expenses and Changes in Net Position as part of the nonoperating revenues and expenses.

**Net Position** - Net position presents the difference between assets, liabilities, and deferred outflows/inflows of resources in the Statements of Net Position. Net position pertaining to investment in net capital assets is reduced by the outstanding balances of any borrowing used for the acquisition, construction, or improvement of those assets. Net position components are reported as restricted when there are legal limitations imposed on their use by laws or regulations of other governments or external restrictions by creditors or grantors. Unrestricted net position may be designated for specific purposes at the option of the MARTA Board of Directors. If restricted and unrestricted net positions are available for the same purpose, then the restricted position will be used before the unrestricted position.

**Budgetary Controls** - An annual operating and capital budget is developed by MARTA’s Management. After a public hearing the proposed budget is revised, if necessary, finalized and adopted by MARTA’s Board of Directors.

The budget is prepared on the same basis of accounting as the financial statements except that depreciation, interest expense, gains (losses) on sale of property, unrealized gains (losses) on investments and other nonoperating expenses are not budgeted. Management control for the operating budget is maintained at the expenditure category levels. Management has flexibility of reprogramming funds with respect to a cost center and with an approval of budget staff if the total budget authorization is not exceeded. Capital expenditures are controlled at the budget line item.

**Cost Allocation** - MARTA allocates certain general and administrative expenses to transit operations and capitalizes certain of these expenses in construction in progress based on its cost allocation plan prepared in accordance with FTA guidelines. General and administrative expenses not allocable to either transit operations or construction in progress under FTA guidelines are reflected as nonoperating general and administrative expense in the accompanying Statements of Revenues, Expenses, and Changes in Net Position.

**METROPOLITAN ATLANTA RAPID TRANSIT AUTHORITY**  
**Notes to the Financial Statements**

**June 30, 2019**

(Dollars in Thousands)

**1. SUMMARY OF SIGNIFICANT ACCOUNTING POLICIES** (continued)

**Operating Revenues and Expenses** - Fare and parking revenue from transporting passengers, concessions, and advertising are reported as operating revenues. Transactions that are capital, financing, or investing related, or which cannot be attributed to MARTA's transportation focus, are reported as nonoperating revenues. All expenses related to operating the bus and rail system are reported as operating expenses. Interest expenses, financing costs, and planning costs are reported as nonoperating expenses.

**Compensated Absences** - MARTA employees are granted annual paid time off and vacation in varying amounts. A liability is recognized for amounts of accrued annual paid time off and vacation leave and related benefits attributable to services already rendered and for which it is probable that compensation will be paid. A liability for accumulated unused sick leave is not recognized since it is not paid upon termination or retirement. Upon retirement, unused accumulated sick leave may be counted as credited service for pension benefit calculation purposes.

**Adoption of New Accounting Pronouncements Effective for the Fiscal Year Ended June 30, 2019**

GASB Statement No. 83, *Certain Asset Retirement Obligations* addresses accounting and financial reporting for certain asset retirement obligations (AROs). A government that has legal obligations to perform future asset retirement activities related to its tangible capital assets will have to recognize a liability based on the guidance in this statement. This Statement also requires disclosure of information about the nature of a government's AROs, the methods and assumptions used for the estimates of the liabilities, and the estimated remaining useful life of the associated tangible capital assets. The adoption of this statement does not have an impact of the financial statements of MARTA.

GASB Statement No. 88, *Certain Disclosures Related to Debt, including Direct Borrowings and Direct Placements* ("GASB 88") provides guidance to governments on the presentation of direct borrowings and direct placements of debt separately from other types of debt in their financial statement note disclosures. This Statement requires the disclosure of additional essential debt-related information for all types of debts, amount of unused credit lines and assets pledged as collateral. The adoption of this statement required MARTA to disclose the direct placement of its bonds in the Notes.

**New Accounting Pronouncements Effective in Future Periods or Not Applicable** – *MARTA has not determined the impact of adopting the following statements or has determined that the statements are not applicable to MARTA.*

GASB Statement No. 84, *Fiduciary Activities* ("GASB 84") will improve the guidance regarding the identification of fiduciary activities for accounting and financial reporting purposes and how those activities should be reported. This Statement is effective for MARTA's fiscal year ending June 30, 2020.

**METROPOLITAN ATLANTA RAPID TRANSIT AUTHORITY**  
**Notes to the Financial Statements**

**June 30, 2019**  
(Dollars in Thousands)

**1. SUMMARY OF SIGNIFICANT ACCOUNTING POLICIES** (continued)

GASB Statement No. 87, *Leases* (“GASB 87”) establishes accounting and financial reporting model for leases based on the principles that leases are financing of rights to use an underlying asset and thereby ensuring the relevance and consistency of information on leasing activities. This Statement is effective for MARTA’s fiscal year ending June 30, 2021.

*GASB Statement No. 89, Accounting for Interest Cost Incurred Before the End of a Construction Period* (“GASB 89”) provides guidance to governments on accounting requirements for interest cost incurred before the end of a construction period. The Statement requires interest cost incurred before the end of the construction period to be expensed in the period it was incurred and not added to the historical cost of a capital asset reported in a business type activity or enterprise fund. This Statement is effective for MARTA’s fiscal year ending June 30, 2021.

*GASB Statement No. 90, Majority Equity Interests- an amendment of GASB Statements No. 14 and No. 61* (“GASB 90”) provides guidance to governments to improve the reporting of majority equity interest in a legally separate organization and to improve the relevance of financial statement information for certain component units. The Statement requires a government entity’s majority equity interest in a legally separate organization that meets the definition of an investment be disclosed in the financial statements. This Statement is not applicable to MARTA.

*GASB Statement No. 91, Accounting for Conduit Debt Obligations* (“GASB 91”) provides guidance to governments on a single reporting method for conduit debt obligations and eliminates diversity related to commitments extended by issuers, arrangements associated with conduit debt obligations and related note disclosures in the financial statements. The Statement clarifies the definition of conduit debt obligations, establishes the standards for accounting and financial reporting requirements for conduit debt obligations. This Statement is not applicable to MARTA.

**2. CASH AND INVESTMENTS**

**Cash** - At June 30, 2019, the carrying amount of MARTA’s total cash on hand was \$1,170.

At June 30, 2019, the carrying amount of MARTA’s total cash on deposit was \$20,831. Included in the bank balance of \$20,088 was \$451 which was covered by federal depository insurance and \$19,637 was collateralized by government securities held by the pledging financial institution’s trust department or agent in MARTA’s name.

**Investments** - Georgia statutes authorize MARTA to invest in U.S. Government obligations, U.S. Government agency obligations, obligations of any instrumentality of the U.S. Government, or in repurchase agreements collateralized by any of the aforesaid securities, or in State of Georgia obligations, or in the State of Georgia sponsored investment pool or in other obligations or instruments as allowed by Georgia Law.

**METROPOLITAN ATLANTA RAPID TRANSIT AUTHORITY**  
**Notes to the Financial Statements**

**June 30, 2019**

(Dollars in Thousands)

**2. CASH AND INVESTMENTS (continued)**

Under the terms of MARTA's Sales Tax Revenue Bond Trust Indenture, MARTA may not invest in securities with a remaining term to maturity greater than five years from the purchase date. In addition, MARTA requires that repurchase agreement collateral must have a market value ranging from 101% to 106% of the cost of the repurchase agreement, depending upon the maturity date and type of security. MARTA's policy states that collateral pledged for repurchase agreements and not delivered to MARTA's safekeeping agent must be held by the pledging bank's trust department in MARTA's name. Investments held and managed by an independent trustee are not subject to these restrictions.

**Fair Value Measurements** - To the extent available, MARTA's investments are recorded at fair value and the derivatives are recorded at fair value level 2 using quoted prices for similar assets or liabilities in active markets as of June 30, 2019. GASB Statement No. 72 - *Fair Value Measurement and Application*, defines fair value as the price that would be received to sell an asset or paid to transfer a liability in an orderly transaction between market participants at the measurement date. This statement establishes a hierarchy of valuation inputs based on the extent to which the inputs are observable in the marketplace. Inputs are used in applying the various valuation techniques and consider the assumption that market participants use to make valuation decisions. Inputs may include price information, credit data, interest and yield curve data, and other factors specific to the financial instrument. Observable inputs reflect market data obtained from independent sources. In contrast, unobservable inputs reflect the entity's assumptions about how market participants would value the financial instrument. Valuation techniques should maximize the use of observable inputs to the extent available.

A financial instrument's level within the fair value hierarchy is based on the lowest level of any input that is significant to the fair value measurement. The following describes the hierarchy of inputs used to measure fair value and the primary valuation methodologies used for financial instruments measured at fair value on a recurring basis:

Level 1 - Investments whose values are based on quoted prices (unadjusted) for identical assets (or liabilities) in active markets that a government can access at the measurement date.

Level 2 - Investments with inputs, other than quoted prices included within Level 1, that are observable for an asset (or liability), either directly or indirectly. Furthermore, if an asset or liability has a specified term to maturity, then to qualify for Level 2 designation, an input must be observable for substantially the full term to maturity of the asset or liability. Level 2 inputs include the following:

- a) Quoted prices for similar assets or liabilities in active markets.
- b) Quoted prices for identical or similar assets or liabilities in markets that are not active, that is, markets in which there are few transactions for the asset or liability, the prices are not current, or price quotations vary substantially either over time or among market makers (for example, some brokered markets), or in which little information is released publicly (for example, a principal-to-principal market).

**METROPOLITAN ATLANTA RAPID TRANSIT AUTHORITY**  
**Notes to the Financial Statements**  
**June 30, 2019**

(Dollars in Thousands)

**2. CASH AND INVESTMENTS (continued)**

- c) Inputs other than quoted prices that are observable for the asset or liability (for example, interest rates and yield curves observable at commonly quoted intervals, implied volatilities, prepayment speeds, loss severities, credit risks, and default rates).
- d) Inputs that are derived principally from corroborated by observable market data by correlation or other means (market-corroborated inputs).

As of June 30, 2019, MARTA had the following investments and maturities:

Investment Type	Valuation Measurement Method	Value	Investment Maturities (in Years)			
			Less than 1	1 - 5	6 - 10	More than 10
Repurchase Agreements	Cost	\$ 74,074	\$ 74,074	\$ -	\$ -	\$ -
U.S. Treasuries	Fair value -Level 1	269,958	220,293	46,690	-	2,975
Prime Banker's Acceptance	Fair value -Level 1	38,568	38,568	-	-	-
U.S. Agencies	Fair value -Level 1	372,255	89,526	12,133	32,288	238,308
FDIC Public Fund	Cost	35,498	35,498	-	-	-
MUNICIPAL-FDIC	Cost	1,800	1,800	-	-	-
Guaranteed Inv Contracts	Amortized Cost	43,114	-	16,412	-	26,702
Investment Derivative	Fair Value-Level 2	(331)	-	-	-	(331)
<b>Total</b>		<b>\$ 834,936</b>	<b>\$ 459,759</b>	<b>\$ 75,235</b>	<b>\$ 32,288</b>	<b>\$ 267,654</b>

**Interest Rate Risk** - The risk that changes in interest rates will adversely affect the fair value of financial instruments or cash flows. As a means of limiting its exposure to this, MARTA's investment policy prohibits investments in U.S. Treasuries and Agencies and State Obligations with maturities greater than five years and six months at the date of purchase.

The policy also limits Repurchase Agreements to three months from the date of purchase. Investments held and managed by an independent trustee are not subject to these restrictions.

**METROPOLITAN ATLANTA RAPID TRANSIT AUTHORITY**  
**Notes to the Financial Statements**  
**June 30, 2019**

(Dollars in Thousands)

**2. CASH AND INVESTMENTS (continued)**

**Credit Quality Risk** - The risk that an issuer or other counterparty to an investment will not fulfill its obligations. The exposure of MARTA's debt securities to credit quality risk as of June 30, 2019 is as follows:

<u>Investment Type</u>	<u>Book Value</u>	<u>Credit Rating</u>	<u>Rating Agency</u>
Repurchase Agreements	\$ 74,074	A1/P-1	Moody's/S&P
U.S. Treasuries	269,958	AAA+/AA+	Moody's/S&P
Prime Banker's Acceptance	38,568	A1/P-1	Moody's/S&P
U.S. Agencies	372,255	AAA/AA+	Moody's/S&P
FDIC Public Fund	35,498	AAA/AA+/FDIC	Moody's/S&P
Municipal-FDIC	1,800	AA2/AA	Moody's/S&P
Guaranteed Inv Contracts	43,114	A-2/P-2/A-/Ba1/Ba1	Moody's/S&P
Investment Derivative	(331)		
	<u>\$ 834,936</u>		

**Concentration of Credit Risk** - The risk of loss that may be attributed to the magnitude of a government's investment in a single issuer. MARTA does not hold more than 5% in any single issuer, other than investments related to the U.S. Government.

**Custodial Credit Risk** - For an investment, custodial credit risk is the risk that, in the event of the failure of the counterparty, MARTA will not be able to recover deposits or will not be able to recover collateral securities that are in the possession of an outside party. At June 30, 2019, included in the investments of \$834,936 were \$10,386 of securities held by a trustee not in the name of MARTA. These investments are the only securities not held in MARTA's name as per the terms of a trust agreement between MARTA and a railroad company.

**Foreign Currency Risk** - The risk that changes in exchange rates will adversely impact the fair value of an investment. MARTA is not exposed to this risk and its investment policy does not provide for investments in foreign currency denominated securities.



**METROPOLITAN ATLANTA RAPID TRANSIT AUTHORITY**  
**Notes to the Financial Statements**

**June 30, 2019**

(Dollars in Thousands)

**3. RESTRICTED ASSETS**

Restricted assets consist of the following for the year ended June 30, 2019:

<u>Restricted Cash and Investments:</u>	<u>2019</u>
Sinking Fund	\$ 93,454
Railroad Trust Fund Agreement	10,000
Investment Held to Pay Capital Lease Obligation	326,751
Investment Derivatives	(331)
Other-SB 115 10% PY Operating Revenue	48,771
Total Restricted Cash and Investments	\$ 478,645

The amounts held in Sinking Funds are restricted for the payment of bond principal and interest as they become due and to the maintenance of the required reserve amounts (see Note 7).

Under the terms of the railroad trust fund agreement between MARTA and a railroad company (the "Railroad"), MARTA has agreed to pay certain costs of purchasing insurance to protect the Railroad against the risk of liability from injury or damage to MARTA's passengers, employees, and property which may result from the Railroad's operations. At June 30, 2019, MARTA had placed certain investments in a special trust fund to guarantee its performance under this agreement. Interest earned on these funds are unrestricted.

Investments held to pay capital lease obligations represent investments held by trustees to be used for capital lease payments under MARTA's LLO arrangements.

The Georgia Legislature passed SB115 requiring MARTA to maintain in reserve ten percent of its prior fiscal year's operating revenue. Said operating budget reserve shall be utilized for ongoing operating expenses only in those circumstances requiring its use due to worsened economic conditions in the Atlanta region, or catastrophic loss such as an act of God or terrorism.

The reserve is maintained in the Unreserve portfolio which is comprised of restricted and unrestricted asset. MARTA maintains a floor that is greater than 10% of its prior year operating revenue to comply with the SB115 requirement and the value of the floor equates to the value of the restricted assets within the portfolio. The value of the assets above the floor are considered unrestricted assets in the portfolio.

**METROPOLITAN ATLANTA RAPID TRANSIT AUTHORITY**  
**Notes to the Financial Statements**

**June 30, 2019**

(Dollars in Thousands)

**4. SALES AND USE TAX**

Under the MARTA Act, the Rapid Transit Contract and Assistance Agreement with Fulton and DeKalb Counties and the City of Atlanta and the Rapid Transit Contract with Clayton County, MARTA receives proceeds from the collection of a sale and use tax within Fulton, DeKalb and Clayton Counties and the City of Atlanta. In these jurisdictions, a sales and use tax of 1% is levied for the exclusive use of MARTA. Beginning in April 2017, an additional sale and use tax of ½% is levied in the City of Atlanta for the purpose of expanding and enhancing MARTA transit service in the City of Atlanta.

In 2015, the Georgia General Assembly permanently eliminated the prior requirement mandating that MARTA spend no more than 50% of the annual sales and use tax proceeds to subsidize the operating costs of the System. Removal of this provision provides MARTA with additional flexibility to manage its resources.

During the year ended June 30, 2019, MARTA used 46%, of the sales and use tax proceeds to subsidize the net operating costs.

**5. FARE REVENUE**

The MARTA Act places certain requirements on the rates that MARTA is to charge for transportation services provided.

The rates charged to the public for transportation services must be such that the total transit related revenues are no less than 35% of the operating costs, exclusive of depreciation and amortization, and other costs and charges as provided in the MARTA Act, of the preceding fiscal year.

Under provisions of amendments to the MARTA Act, all revenues, except the sales and use taxes, are included in transit related revenues for purposes of this calculation.

Transit related revenues for the year ended June 30, 2019 was 57.6% of operating costs of the previous fiscal year as defined under the MARTA Act.

**METROPOLITAN ATLANTA RAPID TRANSIT AUTHORITY**  
**Notes to the Financial Statements**

**June 30, 2019**

(Dollars in Thousands)

**6. CAPITAL ASSETS**

Capital asset activity for the year ended June 30, 2019 was as follows:

	<b>Balance</b>		<b>Additions</b>		<b>Decreases</b>		<b>Balance</b>
	<b>June 30, 2018</b>						<b>June 30, 2019</b>
Capital Assets, not being depreciated:							
Land	\$ 560,181		\$ 548		\$ (401)		\$ 560,328
Construction in progress	312,472		359,265		(244,099)		427,638
Total capital assets not being depreciated	<u>872,653</u>		<u>359,813</u>		<u>(244,500)</u>		<u>987,966</u>
Capital Assets being depreciated:							
Rail systems & buildings	3,704,119		57,031		(6,151)		3,754,999
Transportation equipment	1,411,525		101,440		(43,682)		1,469,283
Furniture/Fixtures/Equipment/Vehicles	1,408,321		85,082		(20,880)		1,472,523
Total capital assets being depreciated	<u>6,523,965</u>		<u>243,553</u>		<u>(70,713)</u>		<u>6,696,805</u>
Less accumulated depreciation for:							
Rail systems & buildings	(2,340,287)		(110,510)		2,869		(2,447,928)
Transportation equipment	(1,073,513)		(67,588)		42,499		(1,098,602)
Furniture/Fixtures/Equipment/Vehicles	(1,099,993)		(54,633)		20,833		(1,133,793)
Total accumulated depreciation	<u>(4,513,793)</u>		<u>(232,731)</u>		<u>66,201</u>		<u>(4,680,323)</u>
Total capital assets being depreciated, net	<u>2,010,172</u>		<u>10,822</u>		<u>(4,512)</u>		<u>2,016,482</u>
Capital Assets, net	<u>\$ 2,882,825</u>		<u>\$ 370,635</u>		<u>\$ (249,012)</u>		<u>\$ 3,004,448</u>

During the year ended June 30, 2019, new land parcels were listed as assets but are not being depreciated. The land additions cause the decrease in construction-in-progress to be greater than the increase in capital assets. The variance of \$548 is the addition of new land parcels included in the donation of the Atlanta Streetcar assets to MARTA.

**METROPOLITAN ATLANTA RAPID TRANSIT AUTHORITY**  
**Notes to the Financial Statements**  
**June 30, 2019**

(Dollars in Thousands)

**7. LONG-TERM DEBT**

Long-term debt activity for the year ended June 30, 2019 was as follows:

**Long Term Debt**

Series	Year Issued	Principal Issued	Year of Maturity	Interest Rates	Balance		Additions	Principal Retirements/Refundings	Balance June 30, 2019
					June 30, 2018	June 30, 2019			
Sales Tax Revenue Bonds:									
2005A*	2005	190,490	2021	5.00%	\$ 83,685	\$ -	\$ -	\$ (20,940)	\$ 62,745
2007A*	2007	145,725	2033	5.25%	145,725	-	-	-	145,725
2012A*	2012	311,075	2041	3.00%-5.00%	254,320	-	-	-	254,320
2012B*	2012	17,930	2021	4.00%-5.00%	11,830	-	(3,780)	(3,780)	8,050
2013A*	2013	22,980	2021	3.00%-5.00%	15,355	-	(4,665)	(4,665)	10,490
2014A*	2015	286,700	2044	3.00%-5.00%	286,700	-	-	-	286,700
2015A	2015	87,015	2045	5.00%	87,015	-	-	-	87,015
2015B	2015	88,485	2045	2.00%-5.00%	88,485	-	-	-	88,485
2015C*	2015	93,085	2029	5.00%	93,085	-	-	-	93,085
2016A*	2015	90,260	2029	5.00%	80,260	-	(10,000)	(10,000)	70,260
2016B*	2016	242,985	2029	5.00%	242,985	-	-	-	242,985
2017A	2017	100,815	2047	3.00%-4.00%	100,815	-	-	-	100,815
2017B*	2017	180,800	2025	FRN	180,800	-	(180,800)	(180,800)	-
2017C*	2018	263,545	2039	3.25%-5.00%	263,545	-	(520)	(520)	263,025
2017D*	2018	55,845	2030	4.00%-5.00%	55,845	-	(55)	(55)	55,790
2018A*	2019	165,875	2025	3.00%-4.00%	-	165,875	-	-	165,875
2018B	2019	117,500	2045	FRN	-	117,500	-	-	117,500
Subtotal					\$ 1,990,450	\$ 283,375	\$ (220,960)	\$ (2,052,865)	\$ 2,052,865
Less portion due within one year					(44,160)	(7,665)	-	-	(51,825)
Plus unamortized premium (discount)					135,292	11,685	(13,171)	-	133,805
Sales Tax Revenue Bonds total long-term portion					\$ 2,081,582	\$ 287,395	\$ (234,131)	\$ (2,052,865)	\$ 2,134,845

Changes in Long Term Debt for the year ended June 30, 2019 were as follows:

	Balance		Increase	Decrease	Balance		Due Within One Year
	June 30, 2018	June 30, 2019			June 30, 2019	June 30, 2019	
Revenue Bonds	\$ 1,910,190	\$ 1,865,105	\$ 165,875	\$ (210,960)	\$ 1,865,105	\$ (41,825)	(41,825)
Revenue Bonds From Direct Placement	80,260	187,760	117,500	(10,000)	187,760	(10,000)	(10,000)
Total	\$ 1,990,450	\$ 2,052,865	\$ 283,375	\$ (220,960)	\$ 2,052,865	\$ (51,825)	(51,825)

Variable rate assumed (3.99%) of 2018B bond is based on definition provided in Third Master Trust Indenture: The current 25 years Revenue Bond Index (as of 6/27/2019).

**METROPOLITAN ATLANTA RAPID TRANSIT AUTHORITY**  
**Notes to the Financial Statements**  
**June 30, 2019**  
(Dollars in Thousands)

**7. LONG-TERM DEBT** (continued)

**Sales Tax Revenue Bonds** - Principal on all the Sales Tax Revenue Bonds (the "Bonds") is payable in an annual installment on July 1; interest is payable semi-annually on January 1 and July 1 on all Bonds in the preceding Long-Term table except the Series 2018B Bond, which interest is payable on the first day of each month for the previous month.

All the Bonds in the preceding Long-Term Debt tables are payable from and secured by the third lien on sales and use tax and title ad valorem tax receipts.

Currently 77% of the outstanding Bonds are redeemable at the discretion of MARTA within ten years from their issue date at redemption prices above par.

Annual debt service analysis of Principal and Interest for the year ended June 30, 2019, were as follows:

Year Ending June 30	Bonds		Bonds from Direct Placements	
	Principal	Interest	Principal	Interest
2020	\$ 41,825	\$ 78,873	\$ 10,000	\$ 6,254
2021	45,240	76,832	10,000	6,037
2022	48,725	74,686	12,140	5,770
2023	50,790	72,678	12,420	5,487
2024	52,300	70,739	12,705	5,198
2025-2029	299,180	316,415	12,995	23,942
2030-2034	375,595	240,172	-	23,780
2035-2039	467,225	148,975	-	23,780
2040-2044	341,785	35,387	91,915	43,536
2045-2048	142,440	6,789	25,585	2,046
	<u>\$ 1,865,105</u>	<u>\$ 1,121,546</u>	<u>\$ 187,760</u>	<u>\$ 145,830</u>

**METROPOLITAN ATLANTA RAPID TRANSIT AUTHORITY**  
**Notes to the Financial Statements**  
**June 30, 2019**  
(Dollars in Thousands)

**7. LONG-TERM DEBT** (continued)

Amount due within one year on long-term debt for the year ended June 30, 2019 were as follows:

<u>Series</u>	<u>Principal</u>
2005A	\$ 30,600
2007A	-
2012A	-
2012B	3,930
2013A	5,120
2014A	-
2015A	-
2015B	-
2015C	-
2016A	10,000
2016B	-
2017A	-
2017C	560
2017D	110
2018A	1,505
2018B *	-
	<u>\$ 51,825</u>

\* Variable Rate Bond  
2016A and 2018B are direct placements

MARTA's Board established a debt limit for the Sales Tax Revenue Bonds. The total annual debt service on such bonds is limited to no more than 45% of projected sales tax receipts for each year.

**METROPOLITAN ATLANTA RAPID TRANSIT AUTHORITY**  
**Notes to the Financial Statements**

**June 30, 2019**

(Dollars in Thousands)

**7. LONG-TERM DEBT (continued)**

MARTA has pledged future sales tax and title ad valorem tax revenues to repay \$2,186,671 in sales tax revenue bonds issued in calendar years 2005, 2007, 2012, 2013, 2015, 2016, 2017 and 2018 of which \$2,134,845 is considered long-term debt. Proceeds from the bonds were used for the rehabilitation or expansion of MARTA's rail and bus systems. Principal and interest on the bonds are payable through 2048, from the sales tax and title ad valorem tax revenues. Annual principal and interest on the bonds are expected to require no more than 45% of such net revenues. Principal and interest paid for in the year ended June 30, 2019 was \$126,457.

In July 2018, MARTA issued the Refunding Series 2018A bond to refund Series 2017B bond. As a result, a total amount of \$176,800 is considered defeasance and the liability for this bond and the corresponding assets in the trust account have been removed from MARTA's Statement of Net Position. As a result of the Refunding Series 2018A bond, MARTA recognized an increase in debt service of \$760 and an economic gain of \$7,689.

In July 2018, MARTA issued New Bonds Variable rate Series 2018B for the third indenture series to finance certain capital projects. As a result, an increased in Long Term Liability amounting to \$117,500 will be reported on MARTA's Statements of Net Position.

The Series 2018B Bond is variable-rate sales tax revenue bonds. This series was issued in the aggregate principal amount of \$117,500. There are a variety of operational and financial covenants associated with the Bonds. Management believes that MARTA follows all such covenants.

The 2016A Bond is a fixed-rate sales tax revenue bond. This series was issued in the aggregate principal amount of \$90,260. There are a variety of operational and financial covenants associated with the Bonds. Management believes that MARTA follows all such covenants.

In prior years, MARTA has defeased various bond issued by creating separate irrevocable trust funds. New debt has been issued and the proceeds have been used to purchase U.S. Government securities that were placed in trust funds. The investments and fixed earnings from the investments are enough to fully service the defeased debt until the debt is called or matures. For financial reporting purposes, the debt has been considered defeased and, therefore, removed as a liability from MARTA's financial statements. As of June 30, 2019, the total outstanding escrow funds were \$329,002 of these defeasance bonds remain outstanding.

MARTA's outstanding Sales Tax Revenue Bonds (the "Bonds") contain provisions that upon the occurrence of (1) failure to make payment of principal or interest when due, (2) failure to perform any covenant contained in the Bond Indenture if such failure continues for 30 days after receipt by MARTA of written notice specifying such default, (3) if MARTA institutes bankruptcy proceedings, (4) any sum payable to MARTA under the terms of its Contract with the taxing jurisdictions is taken in custody under any court process, or (5) any of the taxing jurisdictions shall default in making any payments owed under the Contract or shall materially fail to comply with any provisions of the Contract, then the Trustee may, and upon the written request of the owners of more than 25% in aggregate principal amount of the Bonds shall, declare the principal of all Bonds outstanding and the interest accrued thereon immediately due and payable. All publicly traded and direct placement bonds are subject to the same default provisions under the Bond Indenture. The notice and cure period apply and the private placement bondholders have the same remedies as the other holders.

**METROPOLITAN ATLANTA RAPID TRANSIT AUTHORITY**  
**Notes to the Financial Statements**

**June 30, 2019**

(Dollars in Thousands)

**7. LONG-TERM DEBT (continued)**

Sales and use tax revenues are initially deposited into a Sinking Fund held by the bond trustee as required by the Bond Trust Indentures. At June 30, 2019, amounts held in the Sinking Funds exceeded the amounts required to be held pursuant to the Bond Trust Indentures. All such amounts are classified as restricted cash and investments in the Statements of Net Position.

Following is a summary of activity in the Sinking Funds for the year ended June 30, 2019:

	<b>2019</b>
Balance, Beginning of the year	\$ 83,641
Sales and Use Tax Proceeds	135,623
Investment Income	468
Principal and Interest Payments on Bonds	(126,457)
Debt Refunding	(176,800)
Excess of Sales Tax Withheld	176,912
Trustee Fees	67
Balance, End of the year	\$ 93,454

At June 30, 2019, MARTA reported \$28,517 in deferred outflow of resources related to debt refunding cost for unamortized deferred loss on bonds refunding as follows:

	<b>2019</b>
Deferred Outflows of Resources	
Debt Refunding	
Unamortized Deferred Loss Bond Refunding	\$ 31,544
Current Year Amortization	(3,027)
Total Deferred Outflow of Resources-Debt Refunding	\$ 28,517



**METROPOLITAN ATLANTA RAPID TRANSIT AUTHORITY**  
**Notes to the Financial Statements**  
**June 30, 2019**  
(Dollars in Thousands)

**8. DERIVATIVE FINANCIAL INSTRUMENTS**

The fair value balances and notional amounts of hedging and investment derivative instruments outstanding at June 30, 2019, and the corresponding changes in fair value of such derivative instruments for the year ended June 30, 2019, were as follows:

Classification	Changes in Fair Value			Fair Value Notional
	Fiscal Year Change Amount	Year End Amount	Fair Value Notional	
<b>Hedging derivatives:</b>				
Deferred Outflow				
of resources	\$ (421)	\$ (89)	\$ 6,216	
Diesel Commodity Swaps				
<b>Investment derivatives:</b>				
Gain/Loss on				
Forward delivery arrangements	\$ 78	\$ (331)	\$ 33,752	

Hedging derivative instruments must meet annual effectiveness tests. MARTA assessed whether the hedging derivatives were highly effective in offsetting changes in fair value or cash flows of hedged items.

A derivative is effective if changes in a hedgeable item divided by changes in derivative is within a range of 80% to 125% in absolute terms. The test is also met if changes in derivative divided by changes in hedgeable item falls within range of 80% to 125%. The effective portion of changes in the fair value of derivatives that are designated and qualify as cash flow hedges are reported as deferred inflows and outflows in the Statements of Net Position. The gain or loss of the ineffective portion is recognized immediately in the Statements of Revenues, Expenses, and Changes in Net Position.

This risk could require MARTA to make a termination payment. MARTA mitigated the credit risk associated with its swaps by having entered into transactions with highly rated counterparties. MARTA also mitigated its concentration of credit risk by having diversified its swap transactions across two different counterparties.

**Commodity Swap Agreements** - In order to help plan its diesel and natural gas costs for the fiscal year and to protect itself against price volatility in the market prices of the commodities, MARTA has entered into commodity swap agreements to hedge low sulfur diesel and natural gas costs. This would reduce the value of the contract and MARTA could sell the contract at a loss, or likewise if the index prices are higher, the value of the contracts would increase, and MARTA could sell the contracts at a profit. It is possible that the index prices may be lower than the price at which MARTA committed to in the contracts. If MARTA continues to hold the contract until maturity, MARTA may make or receive termination payments to or from the counterparty to settle the obligation under the contract.

**METROPOLITAN ATLANTA RAPID TRANSIT AUTHORITY**  
**Notes to the Financial Statements**

**June 30, 2019**

(Dollars in Thousands)

**8. DERIVATIVE FINANCIAL INSTRUMENTS (continued)**

MARTA mitigated the credit risk associated with its swaps by having entered into transactions with highly rated counterparties. MARTA also mitigated its concentration of credit risk by having diversified its swap transactions across two different counterparties.

MARTA has assessed whether the hedging derivatives were highly effective in offsetting changes in fair value or cash flows of hedged items. Based on the annual assessment, the commodity swap agreements met the effectiveness conditions of the dollar-offset method.

MARTA is exposed to the failure of the counterparty to fulfill the fuel contracts. The terms of the contracts include provisions for recovering the cost in excess of the guaranteed price from the counterparty should MARTA have to procure low sulfur diesel and natural gas on the open market.

Two contracts were terminated on June 30, 2019. A summary of agreements is as follows:

<b>Execution Dates</b>	<b>Effective Dates</b>	<b>Termination Dates</b>	<b>Fixed Price</b>	<b>Counterparty</b>	<b>Net Settlement in FY 2019</b>
<b>Diesel:</b>					
4/20/2018	7/1/2018	6/30/2019	2.024 per gallon	JP Morgan Ventures	\$ (18)
7/20/2018	8/1/2019	6/30/2019	2.0734 per gallon	Citi Energy, Inc.	\$ (56)
1/11/2019	7/1/2019	6/30/2020	1.8715 per gallon	JP Morgan Ventures	\$ 23
5/24/2019	7/1/2019	6/30/2020	1.910 per gallon	Cargill, Inc.	\$ (37)

MARTA assesses the effectiveness of the commodity swaps transactions and whether these derivatives were highly effective in offsetting fluctuations in fair value of cash flows of hedged commodities. Based on the annual assessment, the commodity swap agreements met the effectiveness conditions of the dollar-offset method.

**Forward Delivery Agreements** - MARTA has entered into these forward delivery arrangements for speculative purposes to obtain a higher long-term yield and not for the purpose of hedging any financial risk. Therefore, the fair value of these forward delivery arrangements will be classified as derivative investments in the Statements of Net Position and the gains or losses are reported as non-operating revenues (expenses) on the Statements of Revenues, Expenses, and Changes in Net Position. MARTA is required to make monthly deposits into debt service sinking funds for the principal and interest payments due semi-annually on its bonds. MARTA, via the trustee, currently invests these deposits in money market funds or short-term permitted investments that mature on or before the debt service payment dates.

On August 15, 2006, MARTA and its bond trustee, US Bank, entered into a debt service forward delivery agreement with the issuer, Bank of America, NA, with respect to the debt service fund related to Series N Bonds, issued in the original aggregate principal amount of \$122,245, Series P Bonds, issued in the original aggregate principal amount of \$296,755, and Series 2005A Bonds, issued in the original aggregate principal amount of \$190,490.

**METROPOLITAN ATLANTA RAPID TRANSIT AUTHORITY**  
**Notes to the Financial Statements**

**June 30, 2019**

(Dollars in Thousands)

**8. DERIVATIVE FINANCIAL INSTRUMENTS (continued)**

When MARTA entered into these agreements, an upfront cash payment of \$11,350 was received by MARTA which represented the present value of the future interest cash flows. The cash received was recorded as deferred revenue and is being amortized over the life of the agreements. Due to the extinguishment of Series N and P, the outstanding unamortized amount of \$601 as of June 30, 2017 was all recognized as revenue. The unamortized unearned revenue for Series 2005A was \$419 for June 30, 2019.

**Fair Value** - The forward delivery arrangements are classified as investment derivatives and are reported at fair value level 2a; quoted prices for similar assets or liabilities in active markets. Fair value is the price that would be received to sell an asset or paid to transfer a liability in an orderly transaction between market participants as of the measurement date. Fair value is determined using one of the following three valuation approaches:

- 1) **Market Approach** - Uses prices and other relevant information generated by market transactions involving identical or similar assets, liabilities, or groups of assets and liabilities. Using quoted market prices is a technique that is consistent with the market approach.
- 2) **Income Approach** - Converts future amounts (for example, cash flows or earnings) to a single current amount (such as would be determined by using the discounted present value technique). When the income approach is used, the fair value measurement reflects current market expectations about those future amounts. Acceptable valuation techniques include present value techniques; option-pricing models, such as the Black-Scholes-Merton formula, and the multi-period excess earnings method, which is used to measure the fair value of certain intangible assets.
- 3) **Cost Approach** - Reflects the amount that would be required to replace the service capacity of an asset (often referred to as current replacement cost). From the perspective of a market participant (seller), the price that would be received for the asset is determined based on the cost to a market participant (buyer) to acquire or construct a substitute asset of comparable utility, adjusted for obsolescence. Obsolescence can be physical, functional (technical), or economic (external).

The fair market values of MARTA's forward delivery arrangements are not exchange-traded instruments that have a directly quotable price, and therefore are required to be valued using Level 2 inputs. Level 2 inputs, as described by GASB 72, are inputs other than quoted prices that are observable for the asset or liability, either directly or indirectly. Furthermore, if an asset or liability has specified term to maturity, then to qualify for Level 2 designation, an input must be observable for substantially the full term to maturity of the asset or liability. Level 2 inputs include the following:

- a) Quoted prices for similar assets or liabilities in active markets.
- b) Quoted prices for identical or similar assets or liabilities in markets that are not active, that is, markets in which there are few transactions for the asset or liability, the prices are not current, or price quotations vary substantially either over time or among market makers (for example, some brokered markets), or in which little information is released publicly (for example, a principal-to-principal market).

**METROPOLITAN ATLANTA RAPID TRANSIT AUTHORITY**  
**Notes to the Financial Statements**

**June 30, 2019**

(Dollars in Thousands)

**8. DERIVATIVE FINANCIAL INSTRUMENTS (continued)**

- c) Inputs other than quoted prices that are observable for the asset or liability (for example, interest rates and yield curves observable at commonly quoted intervals, implied volatilities, prepayment speeds, loss severities, credit risks, and default rates).
- d) Inputs that are derived principally from corroborated by observable market data by correlation or other means (market-corroborated inputs).

MARTA used Hilltop Securities' internally developed models that use readily observable market parameters as the inputs. The Hilltop valuation models use input parameters that are actively quoted and can be validated using external sources, including industry data services.

Regarding forward delivery agreements, Hilltop uses pricing models that incorporate the contractual terms of the swap, including: the deposit schedule, eligible securities, implied on-market rate on the trade date, and any upfront payments made. Level 2 market-based inputs used by Hilltop's forward delivery pricing models include: the term structure of interest rates as implied by the U.S. Treasury curve and by various swap curves; spreads for taxable and tax-exempt swap rates (risk premiums); spreads for credit risk(s); and discount factors derived from the London Interbank Offering Rate (LIBOR) swap curve. In order to calculate the fair market value of forward delivery agreements, Hilltop's valuation models calculate the present values of the residual cash flows of the remaining deposits as of the valuation date.

The residual cash flows are based on the difference of the current on-market forward rate and the implied on-market rate as of the trade date of the transaction. The remaining residual cash flows are discounted using discount factors derived from the appropriate interest rate curve, the sum of these discounted cash flows result in a present value amount equal to the fair market value.

**9. CAPITAL LEASE OBLIGATIONS**

MARTA has entered into various LLO arrangements related to the leasing and subleasing of MARTA's rail cars, rail lines, and a rail maintenance facility. These agreements provide for the lease of certain Authority's rail capital assets to a financial party lessee and the sublease of such capital assets back to MARTA for a specified term.

The net present value of the future sublease payments has been recorded as capital lease obligations. The funds invested in U.S. Agency Bonds and Notes and Guaranteed Investment Contracts to fund these future capital lease obligations as they come due have been recorded as Investments Held to Pay Capital Obligations. Unrealized and realized gains and losses on these investments are recorded as nonoperating revenues and expenses in the Statements of Revenues, Expenses, and Changes in Net Position.

**METROPOLITAN ATLANTA RAPID TRANSIT AUTHORITY**  
**Notes to the Financial Statements**  
**June 30, 2019**  
(Dollars in Thousands)

**9. CAPITAL LEASE OBLIGATIONS (continued)**

The following table summarizes MARTA's outstanding capital lease/leaseback transactions as of June 30, 2019:

Lease Date	Property	Fair Market Value At Closing Date	Prepayment Received on Head Lease from the Equity	Amount Invested to Satisfy Sublease Obligation	Cash Benefit Net of Fees	Repurchase Option Date	Sublease Termination Date
3/22/2001	16 Hitachi CQ 310 Rail Cars	\$ 36,800	\$ 7,595	\$ 5,862	\$ 1,733	1/15/2020	12/15/2020
9/29/2005	30 Bredda CQ 312 Rail Cars	93,300	16,274	11,376	3,839	1/02/2034	12/15/2034
9/29/2005	10 Bredda CQ 312 Rail Cars	31,500	5,488	3,793	1,393	1/02/2034	12/15/2034
9/29/2003	Marta South Line	782,072	102,230	67,457	27,312	1/02/2032	12/15/2032

The following table shows the net book value of the rail cars and the south line under the lease/leaseback transactions as of June 30:

Lease Date	Property	Net Book Value 6/30/2019
3/22/2001	16 Hitachi CQ 310 Rail Cars	\$ 2,492
9/29/2005	40 Bredda CQ 312 Rail Cars	41,300
9/29/2003	MARTA South Line	314,640

The assets associated with the lease deal 2001-2 have been liquidated to pay off the last liability on September 2018.

American Insurance Group ("AIG") and Ambac were participants in most of these structured lease transactions. The downgrade of AIG and Ambac ratings triggered, at the option of the counterparties, replacement of the Payment Undertaking Agreements and the surety bonds for 18 of the 19 transactions. Of the 18 transactions that fell below the threshold, replacement was requested for 16. None of MARTA's counterparties in these transactions declared a default.

The lease arrangements include various buyout option dates. Beginning in January 2018 and ending in January 2034, MARTA must execute its intent to buy out the head lease to terminate the LLO agreements. Management has created a schedule of the various buyout option dates and has coordination activities in place to monitor the execution of these options.

**METROPOLITAN ATLANTA RAPID TRANSIT AUTHORITY**  
**Notes to the Financial Statements**  
**June 30, 2019**  
(Dollars in Thousands)

**9. CAPITAL LEASE OBLIGATIONS (continued)**

The following is a schedule by year of the future minimum lease payments under these LILCO arrangements as of June 30, 2019:

2020									\$ 10,521
2021									10,146
2022									2,021
2023									1,988
2024									1,943
2025 - 2029									6,384
2030 - 2034									268,272
2035									19,284
Present value of net minimum lease payments									\$ 320,559
Less: current principal maturities									(10,521)
Obligations under capital lease -long term									\$ 310,038

The liability of these leases changed in 2019 and 2018 as follows:

Outstanding - June 30, 2018									\$ 300,571
Net change in obligation									19,988
Outstanding - June 30, 2019									\$ 320,559

**Deferred Inflow Related to Capital Lease**

From the years ended June 30, 2001 to 2007, MARTA entered into several agreements to lease several of its rail cars; the Avondale Rail Maintenance Facility, the East Rail Line (from Five Points station to Indian Creek station), and the South Rail Line (from Five Points station to Airport station). MARTA then leased these same assets back from the third-party investors as a capital sublease. The effect of the transaction was to transfer the tax benefits of ownership to the investors; in exchange, MARTA received cash consideration equal to the difference between the lease and sublease payments. The total consideration net of expenses as of June 30, 2007 was \$105,300. Since that time, a number of these arrangements have been terminated. MARTA is required to maintain the cars and the stations at an operating level over the life of the sublease as specified in the terms of the lease agreements. Because of the ongoing maintenance and renovation expenditures required to meet this operating level, the net proceeds were recorded as unearned and are being amortized over the life of the respective leases (approximately 18.5 years to 32 years) on a straight-line basis

The deferred tax benefit sold amount is recorded as deferred inflow of resources over the life of the leases. The deferred inflow as of June 30, 2019 was \$14,424.

**METROPOLITAN ATLANTA RAPID TRANSIT AUTHORITY**  
**Notes to the Financial Statements**  
**June 30, 2019**  
(Dollars in Thousands)

**10. UNEARNED REVENUE**

**Lindbergh Partnership Parking Agreement**

In 2004, MARTA entered into a lease agreement with Carter & Associates, L.L.C. MARTA is the owner of the Leased Property, and the Leased Property is a portion of the project known as the Lindbergh City Center Project. This Lease Agreement reflects a period of ninety-nine (99) Lease years, a long-term utilization of 195 Residential parking Spaces in support of the Project Improvements pursuant to the Parking Agreement. Lessee's cost per parking space equal \$7.50, totaling \$1,463.

As of June 30, 2019, the unamortized portion of unearned revenue from Lindbergh Multi Family Parking Rights was \$1,293.

**Capital Event Partnership Rent / Uptown Square Apartments**

Assignment/transfer of Uptown Square Apartments to AVR Uptown Square L.L.C, an affiliate of Alvero Acquisition Corp. and AVR Realty Company LLC occurred in 2013. This transaction resulted in Capital Event Participation Rent due MARTA in 2013. The original total lease amount of \$4,679 is to be amortized over 98 years.

As of June 30, 2019, the unamortized portion of unearned revenue from Capital Event Partnership Rent was \$4,147.

**Capital Event Partnership Rent / AC Property - Arts Center Rail Station Lease**

Assignment of ground lease dated as of July 14, 2006 and further assigned as of October 3, 2016, now this ground lease known as AC property-Arts Center rail station is amended and extended between MARTA and AC Property Owners, L.P. a Delaware limited partnership. The previous expiration date of August 31, 2083 was extended to a new expiration date of August 1, 2117, resulting in additional compensation paid to MARTA in the amount of \$6,500.

As of June 30, 2019, the unamortized portion of unearned revenue from AC Property Lease was \$6,389.

**Capital Event Partnership Rent / Avondale Station Project**

MARTA and Development Authority of the City of Decatur entered into a lease Agreement to develop the lease property as a Transit Oriented development in 2016. It was amended in November 2018, which extended the lease to 99 years from November 2018 and Lessee paid MARTA \$525.

As of June 30, 2019, the unamortized portion of unearned revenue from Avondale Station project Lease was \$522.

**METROPOLITAN ATLANTA RAPID TRANSIT AUTHORITY**  
**Notes to the Financial Statements**

**June 30, 2019**

(Dollars in Thousands)

**10. UNEARNED REVENUE (continued)**

**Resurgens Plaza South Inc. Lease**

MARTA and Resurgens Plaza South Inc. entered into a Lease Agreement for Johnson Town South Site dated May 29, 1984. It was amended in 2017, which extended the lease to 99 years from July 2017 to 2104. Upon completion of the extension transaction, the Resurgens Plaza South Inc. paid MARTA \$4,250 on July 17, 2017.

As of June 30, 2019, the unamortized portion of unearned revenue from Resurgens Plaza South agreement was \$4,164.

**11. OPERATING LEASES**

MARTA leases air rights and ground over and adjacent to its stations to third parties for the construction of mixed-use developments.

During the year ended June 30, 2001, MARTA began a Transit Oriented Development Program whereby MARTA ground leases office, retail, and residential space. The AT&T Towers and related parking and retail space were completed in October 2002. Ground lease agreements for these initial TOD projects provide for various payments to be made to MARTA over several years. In 2013, MARTA began pursuing new opportunities in joint development. MARTA has identified development partners at five rail stations: King Memorial, Edgewood/Candler Park, Avondale, Brookhaven/Oglethorpe, and Chamblee.

Future lease payments scheduled to be received under non-cancelable operating leases are as follows at June 30, 2019.

<b>Fiscal Year</b>	<b>Amount</b>
2020	\$ 8,394
2021	8,448
2022	8,500
2023	8,663
2024	8,372
	\$ 42,377



**METROPOLITAN ATLANTA RAPID TRANSIT AUTHORITY**  
**Notes to the Financial Statements**

**June 30, 2019**

(Dollars in Thousands)

**12. PENSION PLANS**

**Defined Benefits Pension Plan**

**Plan Description** - MARTA maintains two defined benefit pension plans, one Non-Represented Pension Plan (the "Non-Rep Plan") and one MARTA/ATU Local 732 Employees Retirement Plan, (the "Union Plan"). All plans are single employer plans.

The Non-Rep Plan covers all non-union employees hired before January 1, 2005 and Transit Police employees hired before January 1, 2015. The Non-Rep Plan has been subsequently closed to all employees and non-union new hires are covered in a defined contribution plan.

The Union Plan provides pension for all members of Division No. 732 of the Amalgamated Transit Union (ATU) and nonmembers who are represented by the Union for bargaining purposes. Union employees are eligible to participate in the Union Plan upon the completion of 60 days of full-time employment.

The funding methods and determination of benefits for the defined benefit plans were established by the MARTA Act creating such plans and, in general, provide that pension funds are to be accumulated from employee contributions, MARTA contributions, and income from the investment of accumulated funds.

The fiduciary net position, as well as additions to and deductions from the fiduciary net position, of the pension plans have been determined on the same basis as they are reported by the plans. The financial statements of the plans were prepared using the accrual basis of accounting. Member and employer contributions are recognized when due, pursuant to formal commitments and statutory requirements. Benefits and refunds of employee contribution are recognized when due and payable in accordance with the statues governing the plans. Expenses are recognized when the liability is incurred, regardless of when payment is made. Investments are reported at fair value on a trade-date basis. The fiduciary net position of each of the Union and Non-Rep plans are reflected in the measurement of the plans' net pension liability, net pension assets, deferred outflows and inflows of resources related to pension, and pension expense. Both the Union and the Non-Rep Plans measurement dates and fiscal year ends are December 31, 2018.

Each plan is administered by a pension retirement committee. Each plan issues a publicly available financial report that includes financial information for that plan. The reports may be obtained by writing the plans at the addresses below:

Non-Represented Pension Plan  
2424 Piedmont Road NE  
Atlanta, GA 30324  
(404) 848-4143

MARTA/ATU Local 732  
Employees Retirement Plan  
Administered by:  
Zenith American Solutions  
100 Crescent Centre Parkway  
Tucker, GA 30084  
(678) 221-5012

**METROPOLITAN ATLANTA RAPID TRANSIT AUTHORITY**  
**Notes to the Financial Statements**

**June 30, 2019**

(Dollars in Thousands)

**12. PENSION PLANS (continued)**

**Benefits Provided** - The MARTA plans provide the retirement, disability, and death/survivor benefits. The retirement benefits are calculated under a step-rate benefit formula based on final average compensation and multiplied by factors related to length of continuous service. All modifications to the pension plans must be supported by actuarial analysis and receive approval from MARTA's Board of Directors and the pension retirement committees.

Normal retirement under the Union Plan occurs when a participant reaches age 65 with ten years of credit service. For the Non-Rep Plan, the participant must complete five years of credited service and attain age 62. Disability retirement benefits are determined in the same manner as retirement benefits. The continuation of retirement benefits to the participant's designated beneficiary is also provided by both plans. An employee who leaves MARTA may withdraw his or her contributions, plus any accumulated interest.

**Plan Membership** - Below are the total employees and retirees covered under the Union Plan and the Non-Rep Plan for the plan as:

	January 1, 2019		
	<u>Union Plan</u>	<u>Non-Rep Plan</u>	<u>Combined</u>
Inactive plan members or beneficiaries currently receiving benefits	2,254	1,377	3,631
Inactive plan members entitled to but not yet receiving benefits	377	158	535
Active plan members	2,439	467	2,906
Total	<u>5,070</u>	<u>2,002</u>	<u>7,072</u>

**Contributions** - MARTA is required to contribute an actuarially determined amount annually to the pension plans. The required contributions amount is determined by an actuary using actuarial methods and assumptions approved by the pension/retirement committee and an additional amount to fund the unfunded accrued liability.

For the year ended June 30, 2019, MARTA contributed \$17,746 and plan participants contributed \$2,456 to the Non-Rep Plan. For the year ended June 30, 2019, MARTA contributed \$9,939 and plan participants contributed \$5,380 to the Union Plan.

**Net Pension Liability** - The net pension liability at June 30, 2019 was measured as of December 31, 2018 for both the Union Plan and Non-Rep Plan. The total pension liability used to calculate the net pension liability was determined by an actuarial valuation as of January 1, 2019 for the Non-Rep Plan and as of January 1, 2018, rolled forward to January 1, 2019 for the Union Plan. The reporting date for both plans is June 30, 2019. At June 30, 2019, MARTA reported a net pension liability of \$151,924.

**METROPOLITAN ATLANTA RAPID TRANSIT AUTHORITY**  
**Notes to the Financial Statements**  
**June 30, 2019**

(Dollars in Thousands)

**12. PENSION PLANS (continued)**

**Actuarial Assumptions** - Actuarial valuations involve estimates of the value of reported amounts and assumptions about the probability of events far into the future. As results are compared to past expectations and new estimates are made about the future, actuarial determinations better reflect current and future conditions. Actuarial calculations consider a long-term perspective. Calculations for June 30, 2019 reflect the substantive plan in effect as of as of year ended December 31, 2018 and the current sharing pattern of costs between employer and employee.

	Union	Non-Rep
Pension Expense	\$28,301	\$41,098
Actuarial Valuation Date	1/1/2018, rolled forward to 1/1/2019	1/1/2019
Actuarial Cost Method	Entry Age Normal Cost Method	Individual Entry age
Amortization Method	Level Percentage of Pay, Closed	Fixed Dollar, Closed
Remaining Amortization Period	18 years, Open	13 years, Closed
Asset Valuation Method	Market Value	Market Value
Actuarial Assumptions:		
Investment Rate of Return	7.25%	6.00%
Inflation	2.10%	2.50%
Projected Salary Increases:		
Plan Members	4.50%	3.00%
Transit Police	4.50%	3.50%
Cost of Living	None	None
Merit or Seniority	1.00% per year	1.00% per year
Postretirement Benefit Increases	None	None
Mortality Assumption:		
Healthy	RP-2014 Mortality for Healthy Lives with fully generational using 1/2 of Scale MP-2016 set forward by 1 year	RP-2014 Employee and Healthy Annuitant Mortality Tables separated by sex, Projection Scale MP-2016, fully generational.
Disabled	RP-2014 Mortality for Disabled Lives with fully generational using 1/2 of Scale MP-2016	RP-2014 Employee and Healthy Annuitant Mortality Tables separated by Sex, Projection Scale BB to valuation date.

**METROPOLITAN ATLANTA RAPID TRANSIT AUTHORITY**  
**Notes to the Financial Statements**  
**June 30, 2019**  
(Dollars in Thousands)

**12. PENSION PLANS** (continued)

The assumptions listed above were based on the results of an actuarial experience study for the five years ending January 1, 2019.

**Changes in Assumptions and Benefit Terms Since the Prior Measurement Date** – In the Union Plan, the inflation rate decreased from 2.80% to 2.10%. In the Non-Rep Plan, a one-time lump sum COLA was paid to pensioners and DROP's in January 2019.

**Changes in Assumptions and Benefit Terms Since the Measurement Date** – There were no changes in assumptions or benefit terms between the measurement date and June 30, 2019.

**Discount Rate** - The discount rate used to measure the total pension liability at June 30, 2019 and 2018 was 7.25% for the Union Plan and 6.00% for the Non-Rep Plan. This is the long-term expected return on pension plan investments. The projection of cash flows assumes employer and plan member contributions will continue at the current rates. The fiduciary net position projects to cover all future benefit payments of current plan members based upon complete closed group cash flow analysis.

**Sensitivity of Net Pension Liability to Changes in the Discount Rate** - The following presents the net pension liability of the plans at June 30, 2019, calculated using the discount rate of 7.25% for the Union Plan and 6.00% for the Non-Rep Plan, as well as what the individual plans' net pension (asset)/liability would be if it were calculated using a discount rate that is one percentage point lower or one percentage point higher than the current rate:

	<b>1% Decrease Discount Rate</b>	<b>Current Discount Rate</b>	<b>1% Increase Discount Rate</b>
Union Plan Discount Rate	6.25%	7.25%	8.25%
Plan Net Pension Liability/(Asset)	\$ 91,283	\$ 36,900	\$ (9,537)
Non-Rep Plan Discount Rate	5.00%	6.00%	7.00%
Plan Net Pension Liability	\$ 170,000	\$ 115,024	\$ 69,000

**METROPOLITAN ATLANTA RAPID TRANSIT AUTHORITY**  
**Notes to the Financial Statements**  
**June 30, 2019**

(Dollars in Thousands)

**12. PENSION PLANS (continued)**

**Long-Term Expected Rate of Return** - The long-term expected rate of returns on the Union and Non-Rep Plan investments were determined using a building-block method in which best estimate ranges of expected future real rates of return are developed for each major asset class. These ranges were combined to produce the long-term expected rate of return by weighting the expected future real rates of return by the target asset allocation percentage and by adding expected inflation. Best estimates of arithmetic real rates of return for each major asset class included in the plans' target asset allocation as of June 30, 2019 are:

<b>Asset Class</b>	<b>Union</b>		<b>Non-Rep</b>	
	<b>Expected Rate of Return</b>	<b>Target Allocation</b>	<b>Expected Rate of Return</b>	<b>Target Allocation</b>
Domestic Large Cap Equity	5.20%	20.0%	n/a	n/a
Domestic Mid Cap Equity	5.50%	10.0%	n/a	n/a
Domestic Small Cap Equity	5.80%	10.0%	n/a	n/a
International Equity	5.40%	25.0%	4.75%	12.0%
Domestic Fixed Income	0.90%	30.0%	1.50%	25.5%
US Broad Equity	n/a	n/a	4.90%	33.0%
Non US Fixed	n/a	n/a	-0.85%	7.5%
Global Ex-US Equity	n/a	n/a	5.00%	12.0%
Real Estate	n/a	n/a	4.00%	5.0%
Alternatives/Convertibles	8.60%	5.0%	3.95%	5.0%

**METROPOLITAN ATLANTA RAPID TRANSIT AUTHORITY**  
**Notes to the Financial Statements**

**June 30, 2019**

(Dollars in Thousands)

**12. PENSION PLANS (continued)**

**Changes in Net Pension Liability**

	Increase (Decrease)		
	Total Pension Liability (a)	Plan Fiduciary Net Position (b)	Net Pension Liability (a) - (b)
<b>UNION PLAN</b>			
<b>Balance at 12/31/2017</b>	<b>\$ 540,042</b>	<b>\$ 562,578</b>	<b>\$ (22,536)</b>
<b>Changes for the year:</b>			
Service Cost	13,036	-	13,036
Interest	38,706	-	38,706
Difference Between Expected & Actual Experience	(10,361)	-	(10,361)
Contributions - Employer	-	9,129	(9,129)
Contributions - Employee	-	5,137	(5,137)
Net Investment Income	-	(26,423)	26,423
Benefit Payments	(38,499)	(38,499)	-
Administrative Expenses	(589)	(589)	-
Changes in Assumptions	5,898	-	5,898
Changes in Benefit Terms	-	-	-
<b>Net Changes</b>	<b>8,191</b>	<b>(51,245)</b>	<b>59,436</b>
<b>Balance 12/31/2018</b>	<b>\$ 548,234</b>	<b>\$ 511,334</b>	<b>\$ 36,900</b>
<b>NON-REP PLAN</b>			
<b>Balance at 12/31/2017</b>	<b>\$ 497,061</b>	<b>\$ 417,679</b>	<b>\$ 79,382</b>
<b>Changes for the year:</b>			
Service Cost	5,135	-	5,135
Interest	29,002	-	29,002
Difference Between Expected & Actual Experience	(118)	-	(118)
Contributions - Employer	-	19,434	(19,434)
Contributions - Employee	-	2,424	(2,424)
Net Investment Income	-	(22,247)	22,247
Benefit Payments	(37,643)	(37,643)	-
Administrative Expenses	-	(263)	263
Changes in Assumptions	-	-	-
Changes in Benefit Terms	1,000	-	1,000
Other	-	9	(9)
Member Buybacks	-	20	(20)
<b>Net Changes</b>	<b>(2,623)</b>	<b>(38,265)</b>	<b>35,641</b>
<b>Balance 12/31/2018</b>	<b>\$ 494,437</b>	<b>\$ 379,414</b>	<b>\$ 115,024</b>

**METROPOLITAN ATLANTA RAPID TRANSIT AUTHORITY**  
**Notes to the Financial Statements**  
**June 30, 2019**  
(Dollars in Thousands)

**12. PENSION PLANS (continued)**

***Pension Expense, Deferred Outflows of Resources and Deferred Inflows of Resources Related to Pension –***

For the year ended June 30, 2019, MARTA recognized pension expense of \$69,399.

At June 30, 2019, MARTA reported deferred outflows of resources and deferred inflows of resources related to pension from the following sources:

	<u>Union Plan</u>	<u>Non-Rep Plan</u>	<u>Combined</u>
	<b>Deferred Outflows of Resources</b>		
Net difference between projected and actual earnings on investments	\$ 41,308	\$ 20,343	\$ 61,651
Changes in benefits terms	15	-	15
Difference between expected and actual experience	1,280	5,058	6,338
Changes of assumptions	6,222	9,718	15,940
Employer contribution subsequent to the measurement date	6,788	10,028	16,816
<b>Total</b>	<b>\$ 55,613</b>	<b>\$ 45,147</b>	<b>\$ 100,760</b>

	<u>Union Plan</u>	<u>Non-Rep Plan</u>	<u>Combined</u>
	<b>Deferred Inflows of Resources</b>		
Net difference between projected and actual earnings on investments	\$ -	\$ -	\$ -
Changes in benefits terms	(326)	-	(326)
Difference between expected and actual experience	(8,865)	-	(8,865)
Changes of assumptions	-	-	-
<b>Total</b>	<b>\$ (9,191)</b>	<b>\$ -</b>	<b>\$ (9,191)</b>

**METROPOLITAN ATLANTA RAPID TRANSIT AUTHORITY**  
**Notes to the Financial Statements**

**June 30, 2019**

(Dollars in Thousands)

**12. PENSION PLANS (continued)**

Deferred outflows of resources of \$16,816 related to pensions resulting from contributions made subsequent to the December 31, 2018 measurement date will be recognized as a reduction of the net pension liability in the subsequent future reporting period. Other amounts reported as collective deferred outflows and deferred inflows of resources to be recognized in pension expense as follows:

	<u>Union Plan</u>	<u>Non-Rep Plan</u>	<u>Combined</u>
<u>Year Ending June 30</u>	<u>Deferred Outflows (Inflows) of Resources</u>		
2020	\$ 15,102	\$ 15,385	\$ 30,487
2021	5,396	6,080	\$ 11,476
2022	5,871	4,205	\$ 10,076
2023	13,265	9,449	\$ 22,714
Total	<u>\$ 39,634</u>	<u>\$ 35,119</u>	<u>\$ 74,753</u>

**DEFINED CONTRIBUTION PENSION PLAN**

**Plan Description** - MARTA maintains one defined contribution pension plan, the MARTA Non-Represented Defined Contribution Plan and Trust (the "DC Plan"). The DC Plan provides pension for all full-time non-represented employees of MARTA who were hired on or after January 1, 2005, Transit Police hired on or after January 1, 2015, and to those members of the Non-Rep Plan who elected to transfer to this plan. Covered employees were eligible to participate on the first date of employment. The plan provisions and contributions requirements are established and may be amended by the pension retirement committee after approval by resolution of the MARTA Board of Directors. The plan is administered by a pension retirement committee and MassMutual is the trustee. The DC Plan does not issue stand-alone financial statements.

**Benefits Provided** - The MARTA DC Plan was established to provide retirement, disability, and death/survivor benefits. Normal retirement under the DC Plan occurs when a participant reaches the age of 65. If the participant terminated on or after his normal retirement date, he will receive 100% of the account. If the participant terminated before his normal retirement date, he shall be entitled to receive the vested percentage of the account based on years of service. Notwithstanding the retirement rules above, the participant's employer contribution account shall become 100% vested and not subject to forfeiture upon the occurrence of any of the following events: when an employee reaches normal retirement age, death, or becomes disabled.

**Contributions** - For the year ending June 30, 2019, MARTA contributed \$3,974 and plan participants contributed \$3,934 to the DC Plan.



**METROPOLITAN ATLANTA RAPID TRANSIT AUTHORITY**  
**Notes to the Financial Statements**

**June 30, 2019**

(Dollars in Thousands)

**13. EMPLOYEE BENEFITS**

**DEFERRED COMPENSATION PLAN**

MARTA has adopted a deferred compensation plan in accordance with Section 457 of the Internal Revenue Code (the "457 Plan").

The 457 Plan allows any employee to voluntarily defer receipt of up to 25% of gross compensation, not to exceed \$19 per year or if age 50 and over, not to exceed \$25 per year. All administration costs of the 457 Plan are deducted from the participant's account. The deferred amounts may be distributed to the employee upon retirement or other termination of employment, disability, death, or financial hardship (as defined). The 457 Plan's assets are held and administered by insurance providers. MARTA has no fiduciary relationship with the trust. Accordingly, the 457 Plan assets are not included in MARTA's Statements of Net Position.

**OTHER POSTEMPLOYMENT BENEFITS (OPEB)**

**Plan Description** - In addition to providing pension benefits, MARTA provides certain health care benefits for retiree who meet retirement requirements, provide an employee share of premiums for health coverage and retired under one of the defined benefits pension plans. The union retiree benefits are collectively bargained. The Non-Represented retiree benefits are not contractually guaranteed. The MARTA OPEB Trust Plan (OPEB Trust or OPEB Plan) is a single-employer plan. The plan is administered by the OPEB Committee. The four MARTA positions that are members of the OPEB Committee are: Chief Financial Officer, Assistant General Manager of Human Resources, Chief Counsel and Controller. There is not a separate GAAP-based audited set of financial statements for the OPEB Plan

Healthcare benefits are available to normal, early or disability retirees from retirement up to age 65. Spouses are eligible for coverage only while the participant is covered. Eligibility requirements for healthcare coverage for Union participants retiring with a reduced pension is 75 points. Healthcare coverage for Non-Represented participants, including Police Officers, is only available for those hired prior to July 1, 2004, and they must have a least 10 years of service upon retirement.

The fiduciary net position of the OPEB plan is reflected in the measurement of the plan's net OPEB liability, deferred outflows, deferred inflows and OPEB expense. The OPEB Plan actuarial valuation date is June 30, 2017, rolled forward to June 30, 2018 and the measurement date is June 30, 2018.

**Benefits Provided** – OPEB benefits include medical, vision, dental and pharmaceutical coverage along with basic life and critical illness insurances, retiree transit pass and long-term disability benefits for Non-Represented retiree.

Life insurance and retiree transit pass benefits continue for life. Retirees may select from several health plans and pay a portion of the cost of benefits. Critical illness benefits is provided based on type of health plan.

**METROPOLITAN ATLANTA RAPID TRANSIT AUTHORITY**  
**Notes to the Financial Statements**

**June 30, 2019**

(Dollars in Thousands)

**13. EMPLOYEE BENEFITS (continued)**

**Plan Membership** - Below are the total employees and retirees covered under the OPEB Plan for the actuarial plan year ended June 30, 2017:

	Union		Non-Rep		Combined	
	Healthcare	Life Insurance	Healthcare	Life Insurance	Healthcare	Life Insurance
Inactive Plan Members or Beneficiaries	436	1,935	270	1,230	706	3,165
Active Plan Members	2,264	2,344	428	1,391	2,692	3,735
	<u>2,700</u>	<u>4,279</u>	<u>698</u>	<u>2,621</u>	<u>3,398</u>	<u>6,900</u>

**Contributions** – The normal annual costs of the plan are funded by employer and retiree contributions that are pay as you go. MARTA maintains a trust for future OPEB funding above the pay as you go. However, no benefits have been paid from the OPEB Trust. MARTA contributed \$20.0 million to the OPEB Trust for the fiscal years ending June 30, 2019.

**Net OPEB Liability** - The net OPEB liability was measured as of June 30, 2018 for the OPEB Plan. The total OPEB liability used to calculate the net OPEB liability was determined by an actuarial valuation as of June 30, 2017. At June 30, 2019, MARTA reported a net OPEB liability of \$122,788.

**Discount Rate** - The discount rate used to measure the Total OPEB Liability for the Plan Year ending June 30, 2018 is 7.0%. This rate is based on the long-term expected yield rate on current and expected future assets. A separate cash flow projection, if employer contributions will continue at the current rates, shows the OPEB Plan's projected Fiduciary Net Position being greater than the benefit payments projected for each future period assuming this pattern continues. Therefore, the long-term expected rate of return on Plan Investments was applied to all periods of projected benefit payments to determine the Total OPEB Liability.

**Actuarial Assumptions** - Actuarial valuations involve estimates of the value of reported amounts and assumptions about the probability of events far into the future. Actuarial calculations consider a long-term perspective. Calculations reflect the substantive plan in effect as of year ending June 30, 2018 and the current sharing pattern of costs between employer and employee. As results are compared to past expectations and new estimates are made about the future, actuarial determinations better reflect current and future conditions.

**Changes in Assumptions and Benefit Terms Since the Prior Measurement Date** - The discount rate stayed at 7.0%, but the health care trend rate starting point decreased from 8.00% to 7.75%.

**METROPOLITAN ATLANTA RAPID TRANSIT AUTHORITY**  
**Notes to the Financial Statements**  
**June 30, 2019**  
(Dollars in Thousands)

**13. EMPLOYEE BENEFITS (continued)**

The following assumptions are for the OPEB plan and were based on the results of an actuarial experience study for the period ending June 30, 2017.

Discount Rate: 7.0%  
Investment Rate of Return: 7.0%  
Inflation Rate: 2.25%  
Healthcare Cost Trend: 7.75% for 2018-19 PY, decreasing by 0.25% per year to an ultimate rate of 5.0% for 2029 and later

Election on Health Care Coverage 100% of eligible active employees will elect coverage and 10% of eligible retirees who previously opted out will elect coverage

Dependents Coverage Non-spouse dependent coverage was not assumed

New Entrant Assumption An open group projection has been employed for developing expected liabilities and benefit payouts

Age of Participants with Unrecorded Dates of Birth Average age of Participants with recorded dates of birth and the same vested status

Healthcare Trend Rates	Year	Trend	Year	Trend
	2017-18	8.00%	2024-25	6.25%
	2018-19	7.75%	2025-26	6.00%
	2019-20	7.50%	2026-27	5.75%
	2020-21	7.25%	2027-28	5.50%
	2021-22	7.00%	2028-29	5.25%
	2022-23	6.75%	2029 and after	5.00%
	2023-24	6.50%		

Health Care Age Based Cost Adjustment	Claims Graduation	
	Age	Graduation
	Less than 55	3.3%
	55 - 59	3.6%
	60 - 64	4.2%

Long Term Disability 75% of qualifying participants will be permanently disable and 25% will experience 4 years of disability.  
Retiree Transit Pass Election Rate 40% of retirees will apply of the retiree pass  
Retiree Transit Pass Usage 3 rides per month with 55% usage

**METROPOLITAN ATLANTA RAPID TRANSIT AUTHORITY**  
**Notes to the Financial Statements**

**June 30, 2019**

(Dollars in Thousands)

**13. EMPLOYEE BENEFITS (continued)**

**UNION PLAN**

Mortality Rates

Pre- and Post-Retirement: RP-2014 Blue Collar Mortality Table with fully generational projection using 1/2 of Scale MP-2016 set forward by 1 year

Post-Disablement: RP-2014 Disabled Mortality Table with fully generational projection using 1/2 of Scale MP-2016

Withdrawal Rates - Sample Rates as Shown

	<u>Service</u>		
	<u>&lt;2</u> <u>Years</u>	<u>2 - 4 Years</u>	<u>4 + Years</u>
Age 20	16.19%	10.86%	0.00%
Age 30	16.75%	10.39%	6.42%
Age 40	14.32%	7.92%	4.60%
Age 50	14.04%	6.81%	4.07%
Age 60	12.27%	6.00%	1.62%

Retirement Ages - Rates as shown

<u>Age</u>	<u>Rate</u>
52-	-
54	4%
55-	
59	6%
60	10%
61-	
64	20%
65	100%

Healthcare Claims Cost

<u>Age</u>	<u>Cost</u>
50	828
55	974
60	1,170
64	1,379

**METROPOLITAN ATLANTA RAPID TRANSIT AUTHORITY**  
**Notes to the Financial Statements**  
**June 30, 2019**

(Dollars in Thousands)

**13. EMPLOYEE BENEFITS (continued)**

**NON-REPRESENTED PLAN**

Mortality Rates

Pre- and Post-Retirement: RP-2000 Combined Healthy Table sex distinct,  
 Projected to valuation date with Scale  
 BB

Post-Disablement: RP-2000 Disabled Retiree Table sex distinct,  
 Projected to valuation date with Scale  
 BB

Withdrawal Rages - Sample Rates as  
 Shown

<u>Age</u>	<u>Non- Police</u>	<u>Transit Police</u>	
		<u>Under 5 YOS</u>	<u>5 YOS or more</u>
30	9.26%	16.66%	7.41%
35	6.14%	11.05%	4.91%
40	3.38%	7.86%	2.71%
45	2.63%	6.09%	2.10%

Retirement Ages - Rates as shown

<u>Age</u>	<u>Non- Police</u>	<u>Police</u>
40-		
49	5%	
50	10%	30%
51-		
54	10%	20%
55	12%	50%
56-		
61	20%	20%
62	60%	100%
63-		
64	30%	
65	40%	
66	100%	

Healthcare Claims Cost

<u>Age</u>	<u>Cost</u>
50	817
55	961
60	1,154
64	1,361

**METROPOLITAN ATLANTA RAPID TRANSIT AUTHORITY**  
**Notes to the Financial Statements**

**June 30, 2019**

(Dollars in Thousands)

**13. EMPLOYEE BENEFITS** (continued)

**Sensitivity of Net OPEB Liability to Changes in the Discount Rate** - The following presents the net OPEB liability of the plan, calculated using the discount rate of 7.0%, as well as what the individual plans' net OPEB liability would be if it were calculated using a discount rate that is one percentage point lower or one percentage point higher than the current rate:

	<b>1% Decrease</b>	<b>Current Discount Rate</b>	<b>1% Increase</b>
Total OPEB Liability (TOL)	\$ 212,392	\$ 198,741	\$ 186,351
Plan Fiduciary Net Position	75,953	75,953	75,953
Plan Net OPEB Liability	<u>\$ 136,439</u>	<u>\$ 122,788</u>	<u>\$ 110,398</u>
Plan Fiduciary Net Position as a Percentage of the TOL	35.8%	38.2%	40.8%

**Sensitivity of Net OPEB Liability to Changes in the Health Cost Trend Rates** - The following presents the net OPEB liability of the plan, calculated using the healthcare cost trend is one percentage point lower or one percentage point higher than the current rate:

	<b>1% Decrease</b>	<b>Current Healthcare Cost Trend Rates</b>	<b>1% Increase</b>
Total OPEB Liability (TOL)	\$ 184,566	\$ 198,741	\$ 214,642
Plan Fiduciary Net Position	75,953	75,953	75,953
Plan Net OPEB Liability	<u>\$ 108,613</u>	<u>\$ 122,788</u>	<u>\$ 138,689</u>
Plan Fiduciary Net Position as a Percentage of the TOL	41.2%	38.2%	35.4%

**METROPOLITAN ATLANTA RAPID TRANSIT AUTHORITY**  
**Notes to the Financial Statements**

**June 30, 2019**

(Dollars in Thousands)

**13. EMPLOYEE BENEFITS** (continued)

**Long-Term Expected Rate of Return** – The building-block method determines the long term expected rate of return on OPEB plan investments. The method weights best estimate of expected future real rates of return for each major asset class. Multiplying the weights by the target asset allocation percentage and adding expected inflation produces the long term expected rate of return. The discount rate used to measure the total OPEB liability was 7.0%. Best estimates of arithmetic real rates of return for each major asset class included in the plans' target asset allocation are:

Asset Class	Target Allocation Percentage	Long-term Expected Real Rate of Return
Domestic Equity		
Large Cap	30%	6.75%
Small/Mid Cap	11%	7.00%
International Equity	27%	6.75%
Domestic Fixed income	32%	3.00%
	<u>100%</u>	

**Changes in Net OPEB Liability**

	Total OPEB Liability (a)	Plan Fiduciary Net Position (b)	Net OPEB Liability (a) - (b)
<b>Balances at June 30, 2017</b>	<b>\$ 195,143</b>	<b>\$ 67,688</b>	<b>\$ 127,455</b>
<b>Changes for the year:</b>			
Service Cost	6,751	-	6,751
Interest on TOL, Service Cost and Benefit Payments	14,133	-	14,133
Difference between Expected and Actual Experience	(265)	-	(265)
Employer Contributions	-	20,020	(20,020)
Active Employee Contributions *	-	-	-
Net Investment Income	-	5,265	(5,265)
Benefit Payments	(17,020)	(17,020)	-
Administrative Expenses	-	-	-
Changes in Actuarial Assumptions	-	-	-
<b>Net Changes</b>	<b>3,599</b>	<b>8,265</b>	<b>(4,666)</b>
<b>Balances at June 30, 2018</b>	<b>\$ 198,741</b>	<b>\$ 75,953</b>	<b>\$ 122,788</b>

**METROPOLITAN ATLANTA RAPID TRANSIT AUTHORITY**  
**Notes to the Financial Statements**  
**June 30, 2019**  
(Dollars in Thousands)

**13. EMPLOYEE BENEFITS** (continued)

\* Active employees do not contribute to the OPEB plan.

***OPEB Expense, Deferred Outflows of Resources and Deferred Inflows of Resources Related to OPEB –***

For the year ended June 30, 2019, MARTA recognized OPEB expense of \$9,999.

At June 30, 2019, MARTA reported deferred outflows of resources and deferred inflows of resources related to OPEB from the following sources:

	Deferred Outflows of Resources	Deferred Inflows of Resources
<b>Balance of Deferred Outflows and Inflows Due to:</b>		
Difference between expected and actual experience	\$ -	\$ (4,085)
Net difference between projected and actual earnings on investments	-	(2,216)
Changes of assumptions	-	(8,122)
Employer contribution subsequent to the measure date	18,323	-
<b>Total</b>	<b>\$ 18,323</b>	<b>\$ (14,422)</b>

Deferred outflows of resources of \$18,323 related to OPEB resulting from contributions made subsequent to the measurement date will be recognized as a reduction of the net OPEB liability in the subsequent future reporting period. Other amounts reported as collective deferred outflows and deferred inflows of resources to be recognized in OPEB expense as follows:

Year Ending June 30:	Deferred Outflows (Inflows) of Resources	
2019	\$ (6,146)	
2020	(6,146)	
2021	(2,010)	
2022	(120)	
2023	-	
<b>Total</b>	<b>\$ (14,422)</b>	

***Changes in Assumptions and Benefit Terms Since the Prior Measurement Date:*** The mortality rates for the Union Plan were changed. The retirement rates for the Non-Represented Plan were changed. The health care cost trend rate starting point decreased from 8.0% to 7.75%.

***Changes in Assumptions and Benefit Terms Since the Measurement Date –*** There were no changes in assumptions or benefit terms between the measurement date and June 30, 2019.



**METROPOLITAN ATLANTA RAPID TRANSIT AUTHORITY**  
**Notes to the Financial Statements**  
**June 30, 2019**  
(Dollars in Thousands)

**13. EMPLOYEE BENEFITS (continued)**

Detailed information about the OPEB Plan fiduciary net position is listed below:

	Valuation Measurement Method	<u>2018</u>
<b>Investments</b>		
US Equities	Fair Value - Level 1	\$ 32,081
International Equities	Fair Value - Level 1	19,524
Domestic Bonds	Fair Value - Level 2	21,376
Short-Term Investments	Fair Value - Level 1	<u>3,002</u>
Total Assets		75,982
Liabilities		<u>(29)</u>
Net Asset Available for Benefits		<u>\$ 75,953</u>

**Concentration of Credit Risk** - The risk of loss that may be attributed to the magnitude of a government's investment in a single issuer. The OPEB Plan Investment Policy establishes a long-term strategic asset allocation that mitigates overall expected portfolio risk (volatility) and maximizes expected return. The plan does not limit the percentage of involvement in any single issuer.

**Custodial Credit Risk** - For an investment, custodial credit risk is the risk that, in the event of the failure of the counterparty, the OPEB Plan will not be able to recover deposits or will not be able to recover collateral securities that are in the possession of an outside party. Of the OPEB Plan's investments at June 30, 2018, all the securities are held by a trustee and are in the name of the OPEB Plan.

**Foreign Currency Risk** - The risk that changes in exchange rates will adversely impact the fair value of an investment. The OPEB Plan holds \$19,524 of investments that are exposed to this risk.

**Interest Rate Risk** - is the risk that changes in interest rates will adversely affect the fair value of an investment. OPEB Trust adopted a long-term investment horizon such that the chances and duration of investment losses are carefully weighed against the long-term potential for appreciation of assets. The plan currently maintains the interest rate risk and consistent with its long-term investment horizon.

**Credit Risk** - Investments are subject to credit risk, which is the chance that an issuer will fail to pay principal or interest in a timely manner, or that negative perceptions of the issuer's ability to make these payments will cause price to decline. The tables above summarize the fair value of investments that are included in the restricted and unrestricted cash and investments and the related credit ratings. OPEB Plan maintains policies to manage credit risks, which include requiring minimum credit ratings issued by nationally recognized statistical rating organizations and maintaining diversified investments using target asset allocation ranges encompassing a long-term perspective.

**METROPOLITAN ATLANTA RAPID TRANSIT AUTHORITY**  
**Notes to the Financial Statements**

**June 30, 2019**

(Dollars in Thousands)

**14. RISK MANAGEMENT**

MARTA is exposed to various risks of loss related to torts, theft of, damage to, or destruction of assets; errors or omissions; injuries to employees; or acts of God. MARTA is self-insured for workers' compensation risks and public liability and property damage claims up to \$5,000 per occurrence. MARTA carries liability insurance for amounts exceeding the self-insured limits. For property and casualty insurance, the coverage over the self-insured retention is \$5,000 to \$150,000.

There have been no significant reductions in insurance coverage during the year ended June 30, 2019 and the amount of claims settlements did not exceed insurance coverage in any of the past three years.

The changes in the liabilities for self-insurance for the year ended June 30, 2019 was as follows:

	<b>Workers' Compensation</b>	<b>Public Liability and Property Damage</b>	<b>Total</b>
Balance, June 30, 2018	\$ 30,039	\$ 25,649	\$ 55,688
Inurred claims, net of any changes in estimates	9,175	15,242	\$ 24,417
Payments	(8,567)	(9,915)	\$ (18,482)
Balance, June 30, 2019	<u>\$ 30,647</u>	<u>\$ 30,976</u>	<u>\$ 61,623</u>
Due within one year	<u>\$ 10,204</u>	<u>\$ 8,872</u>	<u>\$ 19,076</u>

Liabilities are reported when it is probable that a loss has occurred, and the amount of the loss can be reasonably estimated. Liabilities include an amount for claims that have been incurred but not reported and incremental claims adjustment expenses.

Claim liabilities are calculated considering the effects of inflation, recent claim settlement trends including frequency and number of payouts, and other economic and social factors.

MARTA also provides employee health insurance which includes medical, vision, pharmacy drugs, dental, critical illness, and life insurance. All the medical plans have both specific and aggregate stop loss insurance coverage.

**METROPOLITAN ATLANTA RAPID TRANSIT AUTHORITY**  
**Notes to the Financial Statements**  
**June 30, 2019**  
(Dollars in Thousands)

**15. COMMITMENTS AND CONTINGENCIES**

**Commitments** - MARTA's long-range plan provides for the planning, construction, financing, and operation of a rapid transit system in multiple phases, consisting of approximately 60 miles of double track and 45 stations, of which 47.6 miles and 38 stations were in service June 30, 2019. At June 30, 2019, MARTA was committed to future capital expenditures for various other projects.

The FTA has provided most of the funds required to construct Phase A (13.7 miles) and Phase B (9.7 miles) of the system with four grants totaling approximately \$1,232,400 in federal funds. Additionally, FTA has provided \$290,318 in federal funds for Phase C (10.6 miles), \$133,400 for Phase D (10.3 miles), and \$370,189 for Phase E (3.0 miles). The remaining costs of the system has been financed through sales and use tax revenues, Sales Tax Revenue Bonds, and investment income.

FTA has also authorized other grant funds for the construction of a bus rapid transit (BRT) system, bus transit facilities, railcars, buses, replacement and rehabilitation of transit operating equipment, development work for construction support techniques, upgrading the fire protection system, and other purposes not directly related to the rail construction program.

MARTA plans to fund its committed projects through the unencumbered capital portion of its sales tax; future new bond proceeds; issuance of short-term variable rate debt; and federal and state capital grants.

Federal funding may vary per awarding agency and award type. However, most current grant awards are shared with 80% federal funding and a 20% local match.

MARTA also has lease and interest revenue and capital reserves available to supplement its needs.

**Contingencies** - MARTA is a defendant in several lawsuits relating to alleged personal injuries and alleged damages to property and business as a result of its operations. Claims have also been filed with MARTA that relate to disputes between MARTA and various contractors under contracts that MARTA has entered in fiscal year 2019. Claims that are measurable and probable have been reflected in the financial statements.

In addition, FTA periodically audits costs relating to the federal grants. Any costs that are ultimately determined to be non-allowable under the provisions of a federal capital grant will require funding from local funds. The outcome of the above matters is not presently determinable; however, management believes the ultimate resolution of these matters will not materially affect the financial statements of MARTA.

**METROPOLITAN ATLANTA RAPID TRANSIT AUTHORITY**  
**Notes to the Financial Statements**

**June 30, 2019**  
(Dollars in Thousands)

**16. POLLUTION REMEDIATION OBLIGATION**

GASB Statement No. 49, Accounting and Financial Reporting for Pollution Remediation Obligations, details the circumstances under which the estimated liability for remediation of the detrimental effects of existing pollution should be recorded in the financial statements.

MARTA has three active bus facilities and a closed maintenance facility at which underground fuel storage tanks have released fuel at various times in prior years. MARTA has for several years and continues to use various methods to remediate the effects of these releases.

MARTA estimates that \$3,064 is its obligation to remediate the sites at the bus and maintenance facilities at June 30, 2019 which is included in current liabilities on the Statements of Net Position.

In prior years, MARTA was named as a potentially responsible party (PRP) for the cleanup of the Crimes Landfill located in Gwinnett County, Georgia. However, during fiscal year 2013, MARTA paid \$240.3 to the Crimes Landfill Trust in return for release of any and all liabilities regarding the site.

**17. SUBSEQUENT EVENTS**

MARTA has natural gas and diesel fuel hedge contracts in place to fully hedge fuel for the fiscal year 2020 budget period. In addition, MARTA has diesel fuel contracts in place to hedge a portion of its diesel fuel price risk for the fiscal year 2021 budget period. MARTA may execute additional fuel hedge contracts to complete fuel hedging for fiscal year 2021. Fuel Swap transactions will be determined through a bid process conducted at points in fiscal year as dictated by market conditions. MARTA may also use established brokerage firms to procure individual futures contracts to hedge against budget volatility. The purchases and settlements will be executed and settled by MARTA. These contracts will be executed to hedge fiscal years 2021 and 2022 at levels not to exceed 80% of the forecast usage for any year.

MARTA executed a fixed rate bond \$130.8M par new money transaction, Series 2019A, to support the Capital Improvement Program. The sale was conducted through a competitive request for proposal (RFP) process and approved by the MARTA Board of Directors on June 13, 2019 and closed on July 2, 2019. The bonds mature over a 28-year period. Seven bids were received, and the winning bid had a True Interest Cost (TIC) rate of 2.98%.

**METROPOLITAN ATLANTA RAPID TRANSIT AUTHORITY**  
**Required Supplementary Information**  
**Schedule of Changes in the Net Pension Liability and Related Ratios**  
**Year Ended June 30, 2019**  
(Dollars in Thousands)

	<u>UNION</u>				
	2018	2017	2016	2015	2014
<b>Total Pension Liability:</b>					
Service Cost	\$ 13,036	\$ 12,199	\$ 11,677	\$ 11,476	\$ 11,099
Interest	38,706	37,614	38,448	35,684	35,109
Change in Benefit Terms	-	-	(1,180)	323	-
Difference between Expected and Actual Experience	(10,361)	2,670	(4,055)	(1,763)	(2,287)
Change in Assumptions	5,899	1,051	-	29,188	-
Benefit Payments	(38,499)	(38,807)	(38,031)	(36,727)	(35,123)
Administrative Expense	(589)	(705)	(928)	(851)	(588)
Net Change in Total Pension Liability	\$ 8,192	\$ 14,022	\$ 5,931	\$ 37,330	\$ 8,210
<b>Total Pension Liability</b>					
Beginning of the Year	540,042	526,020	520,089	482,759	474,549
Net Increase (Decrease)	8,192	14,022	5,931	37,330	8,210
<b>Total Pension Liability End of the Year</b>	<b>\$ 548,234</b>	<b>\$ 540,042</b>	<b>\$ 526,020</b>	<b>\$ 520,089</b>	<b>\$ 482,759</b>
<b>Plan Fiduciary Net Position:</b>					
Employee Contributions	\$ 9,129	\$ 4,947	\$ 4,828	\$ 4,719	\$ 4,392
Employer Contributions	5,137	9,041	8,807	8,630	8,077
Members Buybacks	-	-	-	-	-
Net Investment Income	(26,423)	68,793	41,493	(7,547)	31,954
Benefits Payments	(38,499)	(38,807)	(38,031)	(36,727)	(35,123)
Administrative Expense	(589)	(705)	(928)	(851)	(588)
Other	-	-	-	-	-
Net Change in Plan Fiduciary Net Position	\$ (51,245)	\$ 43,269	\$ 16,169	\$ (31,776)	\$ 8,713
<b>Total Fiduciary Net Position</b>					
Beginning of the Year	562,578	519,309	503,140	535,836	526,203
Net Increase (Decrease)	(51,245)	43,269	16,169	(32,696)	8,713
<b>Total Plan Fiduciary Net Position End of the Year</b>	<b>\$ 511,334</b>	<b>\$ 562,578</b>	<b>\$ 519,309</b>	<b>\$ 503,140</b>	<b>\$ 534,916</b>
<b>Plan's Net Position Liability (NPL)</b>					
Plan Fiduciary Net Position as % of TPL	\$ 36,900	\$ (22,536)	\$ 6,711	\$ 16,948	\$ (52,157)
Covered Payroll	93.3%	104.2%	98.7%	96.7%	110.8%
	112,843	111,751	108,865	106,678	99,587

\* The years in the column headers represent the measurement period ending December 31.

**METROPOLITAN ATLANTA RAPID TRANSIT AUTHORITY**  
**Required Supplementary Information**  
**Schedule of Changes in the Net Pension Liability and Related Ratios**  
**Year Ended June 30, 2019**  
(Dollars in Thousands)

	<u>UNION</u>					
	2013	2012	2011	2010	2009	
<b>Total Pension Liability:</b>						
Service Cost	\$ 11,004	\$ 9,870	\$ 10,114	\$ 12,239	\$ 12,129	
Interest	34,672	34,932	34,847	34,119	33,061	
Change in Benefit Terms	-	-	-	-	-	
Difference between Expected and Actual Experience	(5,092)	(17,095)	2,283	(5,486)	(2,862)	
Change in Assumptions	-	-	(16,182)	-	-	
Benefit Payments	(33,491)	(30,075)	(28,207)	(28,739)	(26,885)	
Administrative Expense	(553)	(549)	(583)	(541)	(518)	
Net Change in Total Pension Liability	\$ 6,540	\$ (2,917)	\$ 2,272	\$ 11,592	\$ 14,925	
<b>Total Pension Liability</b>	468,009	470,926	468,654	457,062	442,137	
Beginning of the Year	6,540	(2,917)	2,272	11,592	14,925	
Net Increase (Decrease)	<u>\$ 474,549</u>	<u>\$ 468,009</u>	<u>\$ 470,926</u>	<u>\$ 468,654</u>	<u>\$ 457,062</u>	
<b>Plan Fiduciary Net Position:</b>						
Employee Contributions	\$ 4,812	\$ 4,521	\$ 3,671	\$ 2,669	\$ 2,847	
Employer Contributions	8,839	6,218	6,941	11,360	5,392	
Members Buybacks	-	-	-	-	-	
Net Investment Income	84,100	47,576	456	55,248	72,988	
Benefits Payments	(33,491)	(30,075)	(28,207)	(28,739)	(26,885)	
Administrative Expense	(553)	(549)	(583)	(541)	(518)	
Other	-	-	-	-	-	
Net Change in Plan Fiduciary Net Position	\$ 63,707	\$ 27,691	\$ (17,722)	\$ 39,996	\$ 53,824	
<b>Total Fiduciary Net Position</b>	462,497	434,806	452,528	412,531	358,707	
Beginning of the Year	63,706	27,691	(17,722)	39,996	53,824	
Net Increase (Decrease)	<u>\$ 526,203</u>	<u>\$ 462,497</u>	<u>\$ 434,806</u>	<u>\$ 452,528</u>	<u>\$ 412,531</u>	
<b>Total Plan Fiduciary Net Position End of the Year</b>	<u>\$ (51,654)</u>	<u>\$ 5,512</u>	<u>\$ 36,120</u>	<u>\$ 16,126</u>	<u>\$ 44,530</u>	
<b>Plan's Net Position Liability (NPL)</b>	<u>110.9%</u>	<u>98.8%</u>	<u>92.3%</u>	<u>96.6%</u>	<u>90.3%</u>	
<b>Plan Fiduciary Net Position as % of TPL</b>	109,119	105,030	108,930	116,744	108,031	
<b>Covered Payroll</b>						

\* The years in the column headers represent the measurement period ending December 31.

**METROPOLITAN ATLANTA RAPID TRANSIT AUTHORITY**  
**Required Supplementary Information**  
**Schedule of Changes in the Net Pension Liability and Related Ratios**  
**Year Ended June 30, 2019**  
(Dollars in Thousands)

	<b>NON-REP</b>				
	<b>2018</b>	<b>2017</b>	<b>2016</b>	<b>2015</b>	<b>2014</b>
<b>Total Pension Liability:</b>					
Service Cost	\$ 5,136	\$ 4,747	\$ 5,656	\$ 6,051	\$ 5,602
Interest	29,002	30,292	32,430	31,569	31,475
Change in Benefit Terms	1,000	2,800	(37,000)	-	-
Difference between Expected and Actual Experience	(1,118)	4,409	1,987	9,181	4,158
Change in Assumptions	-	26,064	15,000	-	15,914
Benefit Payments	(37,643)	(36,647)	(33,470)	(34,383)	(34,023)
Administrative Expense	-	-	-	-	-
Net Change in Total Pension Liability	\$ (2,622)	\$ 31,665	\$ (15,397)	\$ 12,418	\$ 23,126
<b>Total Pension Liability</b>					
Beginning of the Year	497,061	465,396	480,793	468,375	445,249
Net Increase (Decrease)	(2,622)	31,665	(15,397)	12,418	23,126
<b>Total Pension Liability End of the Year</b>	<b>\$ 494,438</b>	<b>\$ 497,061</b>	<b>\$ 465,396</b>	<b>\$ 480,793</b>	<b>\$ 468,375</b>
<b>Plan Fiduciary Net Position:</b>					
Employee Contributions	\$ 19,434	\$ 2,533	\$ 2,626	\$ 2,818	\$ 2,902
Employer Contributions	2,424	13,540	26,339	20,114	20,623
Members Buybacks	20	48	55	82	44
Net Investment Income	(22,247)	63,383	22,568	(2,994)	19,772
Benefits Payments	(37,643)	(36,647)	(33,470)	(34,383)	(34,023)
Administrative Expense	(263)	(275)	(231)	(245)	(227)
Other	9	1	133	9	10
Net Change in Plan Fiduciary Net Position	\$ (38,265)	\$ 42,583	\$ 18,020	\$ (14,598)	\$ 9,102
<b>Total Fiduciary Net Position</b>					
Beginning of the Year	417,679	375,096	357,076	371,675	362,573
Net Increase (Decrease)	(38,265)	42,583	18,020	(14,598)	9,102
<b>Total Plan Fiduciary Net Position End of the Year</b>	<b>\$ 379,414</b>	<b>\$ 417,679</b>	<b>\$ 375,096</b>	<b>\$ 357,076</b>	<b>\$ 371,675</b>
<b>Plan's Net Position Liability (NPL)</b>	<b>\$ 115,025</b>	<b>\$ 79,382</b>	<b>\$ 90,300</b>	<b>\$ 123,717</b>	<b>\$ 96,701</b>
<b>Plan Fiduciary Net Position as % of TPPL</b>	<b>76.7%</b>	<b>84.0%</b>	<b>80.6%</b>	<b>74.3%</b>	<b>79.4%</b>
<b>Covered Payroll</b>	<b>31,145</b>	<b>34,571</b>	<b>38,966</b>	<b>42,301</b>	<b>45,099</b>

\* The years in the column headers represent the measurement period ending December 31.

**METROPOLITAN ATLANTA RAPID TRANSIT AUTHORITY**  
**Required Supplementary Information**  
**Schedule of Changes in the Net Pension Liability and Related Ratios**  
**Year Ended June 30, 2019**  
(Dollars in Thousands)

	<u>2013</u>	<u>2012</u>	<u>2011</u>	<u>2010</u>	<u>2009</u>
<b>NON-REP</b>					
<b>Total Pension Liability:</b>					
Service Cost	\$ 5,994	\$ 7,358	\$ 7,124	\$ 7,043	\$ 7,978
Interest	30,517	31,878	30,054	28,593	28,402
Change in Benefit Terms	-	(26,143)	-	-	-
Difference between Expected and Actual Experience	(1,032)	2,452	9,121	10,086	(9,539)
Change in Assumptions	10,648	11,228	5,540	-	-
Benefit Payments	(31,084)	(27,986)	(27,527)	(25,174)	(21,618)
Administrative Expense	-	-	-	-	-
Net Change in Total Pension Liability	<u>\$ 15,043</u>	<u>\$ (1,213)</u>	<u>\$ 24,312</u>	<u>\$ 20,548</u>	<u>\$ 5,225</u>
<b>Total Pension Liability</b>					
Beginning of the Year	430,206	431,419	407,108	386,560	381,335
Net Increase (Decrease)	<u>15,043</u>	<u>(1,213)</u>	<u>24,312</u>	<u>20,548</u>	<u>5,225</u>
<b>Total Pension Liability End of the Year</b>	<u>\$ 445,249</u>	<u>\$ 430,206</u>	<u>\$ 431,419</u>	<u>\$ 407,108</u>	<u>\$ 386,559</u>
<b>Plan Fiduciary Net Position:</b>					
Employee Contributions	\$ 3,389	\$ 3,416	\$ 3,366	\$ 3,225	\$ 3,411
Employer Contributions	21,619	24,036	21,825	20,543	17,324
Members Buybacks	90	31	21	33	121
Net Investment Income	66,798	33,194	3,999	28,564	37,664
Benefits Payments	(31,084)	(27,986)	(27,527)	(25,174)	(21,618)
Administrative Expense	(351)	(1,315)	(1,192)	(1,086)	(903)
Other	341	415	242	136	172
Net Change in Plan Fiduciary Net Position	<u>\$ 60,801</u>	<u>\$ 31,790</u>	<u>\$ 735</u>	<u>\$ 26,241</u>	<u>\$ 36,171</u>
<b>Total Fiduciary Net Position</b>					
Beginning of the Year	301,771	269,981	269,246	243,005	206,834
Net Increase (Decrease)	<u>60,802</u>	<u>31,790</u>	<u>735</u>	<u>26,241</u>	<u>36,171</u>
<b>Total Plan Fiduciary Net Position End of the Year</b>	<u>\$ 362,573</u>	<u>\$ 301,771</u>	<u>\$ 269,981</u>	<u>\$ 269,246</u>	<u>\$ 243,005</u>
<b>Plan's Net Position Liability (NPL)</b>					
Plan Fiduciary Net Position as % of TPPL	<u>81.4%</u>	<u>70.1%</u>	<u>62.6%</u>	<u>66.1%</u>	<u>62.9%</u>
<b>Covered Payroll</b>					
Plan's NPL as % of Covered Payroll	45,668	49,338	58,225	58,140	58,614
	181.0%	260.3%	277.3%	237.1%	244.9%

\* The years in the column headers represent the measurement period ending December 31.



**METROPOLITAN ATLANTA RAPID TRANSIT AUTHORITY**  
**Required Supplementary Information**  
**Schedule of Changes in Actuarial Assumptions and Benefits**  
**Year Ended June 30, 2019**  
(Dollars in Thousands)

	2019	2018	2017	2016
<b>UNION</b>				
Actuarial Assumptions:				
Investment Rate of Return	7.25%	7.25%	7.50%	7.50%
Inflation	2.10%	2.80%	2.80%	2.80%
Projected Salary Increases:				
Cost of Living	None	3.00%	3.00%	3.00%
Mert or Seniority	per year	per year	per year	per year
Mortality Assumption:				
Healthy	RP-2014 Mortality for Healthy Lives with fully generational using 1/2 of Scale MP-2016 set forward by 1 year	RP-2014 Mortality for Healthy Lives with fully generational using 1/2 of Scale MP-2016	RP-2014 Blue Collar Mortality Table using 1/2 of Scale MP-2014	RP-2014 Blue Collar Mortality Table using 1/2 of Scale MP-2014
Disabled	RP-2014 Mortality for Disabled Lives with fully generational using 1/2 of Scale MP-2016	RP-2014 Mortality for Disabled Lives with fully generational using 1/2 of Scale MP-2016	RP-2014 Blue Collar Mortality Table using 1/2 of Scale MP-2014	RP-2014 Blue Collar Mortality Table using 1/2 of Scale MP-2014
<b>NON-REP</b>				
Actuarial Assumptions:				
Investment Rate of Return	6.00%	6.00%	6.70%	6.90%
Inflation	2.50%	2.50%	2.50%	2.50%
Mortality Assumption:				
Healthy	RP-2014 Employee and Healthy Annuitant Mortality Tables separated by sex, Projection Scale MP-2016, fully generational.	RP-2014 Employee and Healthy Annuitant Mortality Tables separated by sex, Projection Scale BB to valuation date.	RP-2000 Combined Health Mortality Tables separated by Sex, Project Scale BB to valuation date.	RP-2000 Combined Health Mortality Tables separated by Sex, Project Scale BB to valuation date.
Disabled	RP-2014 Employee and Healthy Annuitant Mortality Tables separated by Sex, Projection Scale BB to valuation date.	RP-2014 Employee and Healthy Annuitant Mortality Tables separated by Sex, Projection Scale BB to valuation date.	RP-2000 Combined Health Mortality Tables separated by Sex, Project Scale BB to valuation date.	None. No future mortality improvement was projected.

**METROPOLITAN ATLANTA RAPID TRANSIT AUTHORITY**  
**Required Supplementary Information**  
**Schedule of Employer Contributions - Pension**  
**Year Ended June 30, 2019**  
(Dollars in Thousands)

**UNION**

	<u>2019</u>	<u>2018</u>	<u>2017</u>	<u>2016</u>	<u>2015</u>
<b>FISCAL YEAR ENDED JUNE 30</b>					
<b>Contributions</b>					
Actuarially Determined Contribution	\$ 10,721	\$ 9,278	\$ 8,924	\$ 8,719	\$ 8,729
Actual Employer Contributions	<u>10,721</u>	<u>9,278</u>	<u>8,924</u>	<u>8,719</u>	<u>8,354</u>
Contribution Deficiency (Excess)	<u>-</u>	<u>-</u>	<u>-</u>	<u>-</u>	<u>375</u>
Covered Payroll	\$ 132,523	\$ 114,680	\$ 110,308	\$ 107,772	\$ 103,133
Actual Contributions as % of Covered Payroll	8.09%	8.09%	8.09%	8.09%	8.10%

**NON-REP**

	<u>2019</u>	<u>2018</u>	<u>2017</u>	<u>2015</u>	<u>2016</u>
<b>FISCAL YEAR ENDED JUNE 30</b>					
<b>Contributions</b>					
Actuarially Determined Contribution	\$ 14,664	\$ 13,181	\$ 19,787	\$ 23,211	\$ 18,296
Actual Employer Contributions	<u>17,647</u>	<u>17,158</u>	<u>24,346</u>	<u>19,787</u>	<u>20,369</u>
Contribution Deficiency (Excess)	<u>(2,982)</u>	<u>(3,977)</u>	<u>(4,559)</u>	<u>3,424</u>	<u>(2,073)</u>
Covered Payroll	\$ 31,425	\$ 34,157	\$ 38,231	\$ 43,402	\$ 43,700
Actual Contributions as % of Covered Payroll	56.16%	50.23%	63.68%	45.59%	46.61%

**METROPOLITAN ATLANTA RAPID TRANSIT AUTHORITY**  
**Required Supplementary Information**  
**Schedule of Employer Contributions - Pension**  
**Year Ended June 30, 2019**  
(Dollars in Thousands)

**UNION**

	<u>2014</u>	<u>2013</u>	<u>2012</u>	<u>2011</u>	<u>2010</u>
<b>FISCAL YEAR ENDED JUNE 30</b>					
<b>Contributions</b>					
Actuarially Determined Contribution	\$ 7,510	\$ 7,064	\$ 8,918	\$ 10,631	\$ 8,376
Actual Employer Contributions	8,458	7,528	6,579	9,150	8,376
Contribution Deficiency (Excess)	<u>(948)</u>	<u>(465)</u>	<u>2,339</u>	<u>1,480</u>	<u>-</u>
Covered Payroll	\$ 104,353	\$ 107,074	\$ 106,980	\$ 112,837	\$ 112,387
Actual Contributions as % of Covered Payroll	8.11%	7.03%	6.15%	8.11%	7.45%

**NON-REP**

	<u>2014</u>	<u>2013</u>	<u>2012</u>	<u>2011</u>	<u>2010</u>
<b>FISCAL YEAR ENDED JUNE 30</b>					
<b>Contributions</b>					
Actuarially Determined Contribution	\$ 18,646	\$ 22,947	\$ 23,349	\$ 20,653	\$ 19,804
Actual Employer Contributions	21,121	22,827	22,930	21,184	18,933
Contribution Deficiency (Excess)	<u>(2,475)</u>	<u>119</u>	<u>419</u>	<u>(531)</u>	<u>871</u>
Covered Payroll	\$ 45,384	\$ 47,503	\$ 53,782	\$ 58,182	\$ 58,377
Actual Contributions as % of Covered Payroll	46.54%	48.05%	42.64%	36.41%	32.43%

**METROPOLITAN ATLANTA RAPID TRANSIT AUTHORITY**  
**Required Supplementary Information**  
**Schedule of Changes in Net OPEB Liability and Related Ratios**  
**Year Ended June 30, 2019**  
(Dollars in Thousands)

	<b>2018</b>	<b>2017</b>
<b>Total OPEB Liability:</b>		
Service Cost (BOY)	\$ 6,751	\$ 6,521
Interest	14,133	15,259
Change in Benefit Terms	-	-
Difference between Expected and Actual Experience	(265)	(7,362)
Change in Assumptions	-	(15,402)
Benefit Payments	(17,020)	(15,335)
Administrative Expense	-	-
Net Change in Total OPEB Liability	\$ 3,599	\$ (16,319)
<b>Total OPEB Liability</b>		
Beginning of the Year	195,143	211,461
Net Increase (Decrease)	3,599	(16,319)
<b>End of the Year</b>	\$ 198,741	\$ 195,143
<b>Plan Fiduciary Net Position:</b>		
Employer Contributions	\$ 20,020	\$ 20,772
Active Employee Contributions *	-	-
Net Investment Income	5,265	6,867
Benefit Payments	(17,020)	(15,335)
Administrative Expense	-	-
Net Change in Plan Fiduciary/Net Position	\$ 8,265	\$ 12,304
<b>Total Fiduciary Net Position</b>		
Beginning of the Year	67,688	55,384
Net Increase (Decrease)	8,265	12,304
<b>End of the Year</b>	\$ 75,953	\$ 67,688
<b>Plan's Net Position Liability (NPL)</b>	\$ 122,788	\$ 127,455
<b>Plan Fiduciary Net Position as % of TOL</b>	38.2%	34.7%
<b>Covered Payroll</b>	\$ 196,714	\$ 189,100
<b>Plan's NPL as % of Covered Payroll</b>	62.42%	67.40%

\* Active employees do not contribute to the OPEB Plan.

\*\*The year in the column header represents the measurement period ending June 30<sup>th</sup>.

\*\*\*Information for additional years will be displayed as it becomes available.

**METROPOLITAN ATLANTA RAPID TRANSIT AUTHORITY**  
**Required Supplementary Information**  
**Schedule of Employers Contributions - OPEB**  
**Year Ended June 30, 2019**  
(Dollars in Thousands)

<b>FISCAL YEAR ENDING</b>	<b>2018</b>	<b>2017</b>
<b>Contributions</b>		
Actuarially Determined Contributions	\$ 20,020	\$ 20,772
Employer Contributions (ERC)	20,020	20,772
Contributions (Excess)/Deficiency	-	-
Covered Payroll	\$ 196,714	\$ 189,100
ERC as % of Covered Payroll	10.18%	10.98%

\*The year in the column header represents the measurement period ending June 30<sup>th</sup>.

\*\*Information for additional years will be displayed as it becomes available.

**METROPOLITAN ATLANTA RAPID TRANSIT AUTHORITY**  
**Supplemental Schedule of Revenues and Expenses**  
**Budget vs. Actual (Budget Basis)**  
**For the Year Ended June 30, 2019**  
(Dollars in Thousands)

	Budget	Actual (Budget Basis)	Variance Favorable/ (Unfavorable)
<b>Operating Revenues</b>			
Fare Revenue	\$ 133,056	\$ 133,186	\$ 130
Other Revenue	5,883	7,977	2,094
Total Operating Revenues	<u>138,939</u>	<u>141,163</u>	<u>2,224</u>
<b>Operating Expenses</b>			
Transportation	235,729	247,245	(11,516)
Maintenance & Garage Operations	170,950	175,466	(4,516)
General and Administrative	89,772	99,531	(9,759)
Total Operating Expenses	<u>496,451</u>	<u>522,242</u>	<u>(25,791)</u>
<b>Operating Loss</b>	<u>(357,512)</u>	<u>(381,079)</u>	<u>(23,567)</u>
<b>Non-Operating Revenues</b>			
Sales and Use Tax	523,899	540,310	16,411
Federal Operating Revenue	74,400	87,283	12,883
Investment Income	3,250	11,848	8,598
Other Revenues	34,250	43,021	8,771
	<u>635,799</u>	<u>682,462</u>	<u>46,663</u>
<b>Increase in Net Position- Budget Basis</b>	<u>\$ 278,287</u>	<u>\$ 301,383</u>	<u>\$ 23,096</u>
<b>Basis Differences</b>			
Depreciation		(240,540)	
Gain on Sales of Property and Equipment		6,672	
Interest Expense		(83,617)	
Amortization of Financing Related Charges and Income from Derivative Activity		9,494	
Other - Nonoperating Expense		(44,882)	
Capital Grants		121,578	
Net Capital Lease Transaction Activity		(1,091)	
Gain on Investment Derivatives		78	
Increase in Net Position - GAAP Basis		<u>\$ 69,075</u>	

See notes to supplemental schedule

**METROPOLITAN ATLANTA RAPID TRANSIT AUTHORITY**  
**Notes to the Supplemental Schedule**  
**Year Ended June 30, 2019**  
(Dollars in Thousands)

**1. BUDGETARY HIGHLIGHTS**

MARTA adopts its Operating and Capital Budget in June of each year. Once adopted, total budgeted revenues and/or expenses cannot change. Operating revenue performed favorable to the budget, ending the year \$2,224 (1.60%) more than budget. Nonoperating revenues were \$42,194 (6.64%) favorable to the budget. The largest favorable variance was Sales and Use Tax which was \$16,411 more than budgeted. MARTA continued a number of cost containment measures in fiscal year 2019 by focusing on increasing productivity and efficiencies while reducing cost. The fiscal year 2019 total operating expenses were \$522,242 which excludes depreciation. This was \$25,791 (5.20%) more than the fiscal year 2019 budget, which was \$34,863 (7.6%) more than the previous year's budget.

**marta**  | METROPOLITAN ATLANTA RAPID TRANSIT AUTHORITY

2424 Piedmont Road, NE, Atlanta, Georgia 30324-3330

[itsmarta.com](http://itsmarta.com)

404-848-5000

TTY: 404-848-5665 | accessible format: 404-848-4037